

Strategies To De-escalate Aggressive Behavior in Psychiatric Patients



Strategies To De-escalate Aggressive Behavior in Psychiatric Patients

Prepared for:

Agency for Healthcare Research and Quality
U.S. Department of Health and Human Services
5600 Fishers Lane
Rockville, MD 20857
www.ahrq.gov

Contract No. 290-2015-00011-I

Prepared by:

RTI-UNC Evidence-based Practice Center
Research Triangle Park, NC

Investigators:

Bradley N. Gaynes, M.D., M.P.H.
Carrie Brown, M.D., M.P.H.
Linda J. Lux, M.P.A.
Kimberly Brownley, Ph.D.
Richard Van Dorn, Ph.D., M.S.W.
Mark Edlund, M.D., Ph.D.
Emmanuel Coker-Schwimmer, M.P.H.
Theodore Zarzar, M.D.
Brian Sheitman, M.D.
Rachel Palmieri Weber, Ph.D.
Meera Viswanathan, Ph.D.
Kathleen N. Lohr, Ph.D.

AHRQ Publication No. 16-EHC032-EF
July 2016

This report is based on research conducted by the RTI-UNC Evidence-based Practice Center (EPC) under contract to the Agency for Healthcare Research and Quality (AHRQ), Rockville, MD (Contract No. 290-2015-00011-I). The findings and conclusions in this document are those of the authors, who are responsible for its contents; the findings and conclusions do not necessarily represent the views of AHRQ. Therefore, no statement in this report should be construed as an official position of AHRQ or of the U.S. Department of Health and Human Services.

None of the investigators have any affiliations or financial involvement that conflicts with the material presented in this report.

The information in this report is intended to help health care decisionmakers—patients and clinicians, health system leaders, and policymakers, among others—make well-informed decisions and thereby improve the quality of health care services. This report is not intended to be a substitute for the application of clinical judgment. Anyone who makes decisions concerning the provision of clinical care should consider this report in the same way as any medical reference and in conjunction with all other pertinent information (i.e., in the context of available resources and circumstances presented by individual patients).

This report is made available to the public under the terms of a licensing agreement between the author and the Agency for Healthcare Research and Quality. This report may be used and reprinted without permission except those copyrighted materials that are clearly noted in the report. Further reproduction of those copyrighted materials is prohibited without the express permission of copyright holders.

AHRQ or U.S. Department of Health and Human Services endorsement of any derivative products that may be developed from this report, such as clinical practice guidelines, other quality-enhancement tools, or reimbursement or coverage policies may not be stated or implied.

This report may periodically be assessed for the currency of conclusions. If an assessment is done, the resulting surveillance report describing the methodology and findings will be found on the Effective Health Care Program Web site at: www.effectivehealthcare.ahrq.gov. Search on the title of the report.

Individuals using assistive technology may not be able to fully access information in this report. For assistance contact EffectiveHealthCare@ahrq.hhs.gov.

Suggested citation: Gaynes BN, Brown C, Lux LJ, Brownley K, Van Dorn R, Edlund M, Coker-Schwimmer E, Zarzar T, Sheitman B, Palmieri Weber R, Viswanathan M, Lohr KN. Strategies To De-escalate Aggressive Behavior in Psychiatric Patients. Comparative Effectiveness Review No. 180. (Prepared by the RTI-UNC Evidence-based Practice Center under Contract No. 290-2015-00011-I) AHRQ Publication No. 16-EHC032EF. Rockville, MD: Agency for Healthcare Research and Quality. July 2016. www.effectivehealthcare.ahrq.gov/reports/final.cfm.

Preface

The Agency for Healthcare Research and Quality (AHRQ), through its Evidence-based Practice Centers (EPCs), sponsors the development of systematic reviews to assist public- and private-sector organizations in their efforts to improve the quality of health care in the United States. These reviews provide comprehensive, science-based information on common, costly medical conditions, and new health care technologies and strategies.

Systematic reviews are the building blocks underlying evidence-based practice; they focus attention on the strength and limits of evidence from research studies about the effectiveness and safety of a clinical intervention. In the context of developing recommendations for practice, systematic reviews can help clarify whether assertions about the value of the intervention are based on strong evidence from clinical studies. For more information about AHRQ EPC systematic reviews, see www.effectivehealthcare.ahrq.gov/reference/purpose.cfm

AHRQ expects that these systematic reviews will be helpful to health plans, providers, purchasers, government programs, and the health care system as a whole. Transparency and stakeholder input are essential to the Effective Health Care Program. Please visit the Web site (www.effectivehealthcare.ahrq.gov) to see draft research questions and reports or to join an e-mail list to learn about new program products and opportunities for input.

If you have comments on this systematic review, they may be sent by mail to the Task Order Officer named below at: Agency for Healthcare Research and Quality, 540 Gaither Road, Rockville, MD 20850, or by email to epc@ahrq.hhs.gov.

Andrew Bindman, M.D.
Director
Agency for Healthcare Research and Quality

Arlene Bierman, M.D., M.S.
Director
Center for Evidence and Practice Improvement
Agency for Healthcare Research and Quality

Stephanie Chang, M.D., M.P.H.
Director
Evidence-based Practice Center Program
Center for Evidence and Practice Improvement
Agency for Healthcare Research and Quality

Suchitra Iyer, Ph.D.
Task Order Officer
Center for Evidence and Practice Improvement
Agency for Healthcare Research and Quality

Acknowledgments

The authors gratefully acknowledge the continuing support of our AHRQ Task Order Officer, Suchitra Iyer, Ph.D., to this project. We thank our Associate Editor, Mark Helfand, M.D., M.S., M.P.H., for his helpful comments on a draft version of the report.

The authors gratefully acknowledge the following RTI-UNC EPC staff for their contributions to this project and deeply appreciate their considerable support and commitment: Loraine Monroe, our publications specialist; Sharon Barrell, M.A., our editor; Claire Baker, who provided assistance retrieving publications and with manually searching reference lists of pertinent reviews; Charli Randolph, B.A., who provided assistance with preparing our Appendices; Catherine A. Grodensky, M.P.H., who helped record Key Informant discussion notes during the project's Topic Refinement phase; and Lynn Whitener, Dr.P.H., M.S.L.S. who provided library services.

Additionally, the authors gratefully acknowledge and deeply appreciate the contributions of Atlas Research staff during the process of abstracting data from this project's eligible studies. We express our gratitude to the following individuals: Reva Stidd, M.S., M.B.A., the primary data abstractor at Atlas; Jason Ormsby, Ph.D., M.B.A., M.H.S.A., who assisted Ms. Stidd with data abstractions; and Abby Friedman, the Atlas project manager.

Key Informants

In designing the study questions, the EPC consulted several Key Informants who represent the end-users of research. The EPC sought the Key Informant input on the priority areas for research and synthesis. Key Informants are not involved in the analysis of the evidence or the writing of the report. Therefore, in the end, study questions, design, methodological approaches, and/or conclusions do not necessarily represent the views of individual Key Informants.

Key Informants must disclose any financial conflicts of interest greater than \$10,000 and any other relevant business or professional conflicts of interest. Because of their role as end-users, individuals with potential conflicts may be retained. The TOO and the EPC work to balance, manage, or mitigate any conflicts of interest.

The list of Key Informants who provided input to this report follows:

Les Citrome, M.D., M.P.H. ■
New York Medical College
Valhalla, NY

Sarah Desmarais, Ph.D.
North Carolina State University
Raleigh, NC

Ken Duckworth, M.D.
National Alliance on Mental Illness
Cambridge, MA

Susan Hardesty, M.D.*
The Menninger Clinic
Houston, TX

Don Howard, M.S.W.
Centers for Medicare and Medicaid Services
Baltimore, MD

Larke N. Huang, Ph.D.
Substance Abuse and Mental Health
Services Administration
Rockville, MD

Janice LeBel, E.D., Ph.D.
Massachusetts Department of Mental Health
Boston, MA

Kathleen McCann, R.N., Ph.D. ■
National Association of Psychiatric Health
Systems
Washington, DC

Michael Rice, PhD, APN, FAAN ■
University of Colorado College of Nursing
Anschutz Medical Center
Aurora, CO

Joyce B. Wale, L.C.S.W.
UnitedHealthcare Community Plan NY
New York, NY

■ This Key Informant also reviewed and commented on the draft report.

*Also represented the American Psychiatric Association

Technical Expert Panel

In designing the study questions and methodology at the outset of this report, the EPC consulted several technical and content experts. Broad expertise and perspectives were sought. Divergent and conflicted opinions are common and perceived as healthy scientific discourse that results in a thoughtful, relevant systematic review. Therefore, in the end, study questions, design, methodologic approaches, and/or conclusions do not necessarily represent the views of individual technical and content experts.

Technical Experts must disclose any financial conflicts of interest greater than \$10,000 and any other relevant business or professional conflicts of interest. Because of their unique clinical or content expertise, individuals with potential conflicts may be retained. The TOO and the EPC work to balance, manage, or mitigate any potential conflicts of interest identified.

The list of Technical Experts who provided input to this report follows:

Les Citrome, M.D., M.P.H. ■
New York Medical College
Valhalla, NY

Lisa Dixon, M.D., M.P.H. ■
New York State Psychiatric Institute
New York, NY

Joan Gillece, Ph.D.
National Association of State Mental Health
Program
Directors and Substance Abuse and Mental
Health Services Administration
Alexandria, VA

Kim J. Masters, M.D.* ■
Three Rivers Residential Treatment
Midlands Campus
Columbia, SC

Michael Rice, PhD, APN, FAAN ■
University of Colorado College of Nursing
Anschutz Medical Center
Aurora, CO

Eric Schmidt, Ph.D. ■
Stanford University
Stanford, CA

Jennifer P. Wisdom, Ph.D., M.P.H.
George Washington University
Washington, DC

■ This member of the Technical Expert Panel also reviewed and commented on the draft report.

*Also represented the American Psychiatric Association

Peer Reviewers

Prior to publication of the final evidence report, EPCs sought input from independent Peer Reviewers without financial conflicts of interest. However, the conclusions and synthesis of the scientific literature presented in this report does not necessarily represent the views of individual reviewers.

Peer Reviewers must disclose any financial conflicts of interest greater than \$10,000 and any other relevant business or professional conflicts of interest. Because of their unique clinical or content expertise, individuals with potential non-financial conflicts may be retained. The TOO and the EPC work to balance, manage, or mitigate any potential non-financial conflicts of interest identified.

The list of Peer Reviewers follows:

Kevin Ann Huckshorn, Ph.D., M.S.N., R.N.,
C.A.D.C., I.C.R.C.
Behavioral Health Consulting
Chapel Hill, NC

Scott Zeller, M.D.
Alameda Health System
Oakland, CA

Strategies To De-escalate Aggressive Behavior in Psychiatric Patients

Structured Abstract

Objective. To compare the effectiveness of strategies to prevent and de-escalate aggressive behaviors in psychiatric patients in acute care settings, including interventions aimed specifically at reducing use of seclusion and restraint.

Data sources. We searched MEDLINE®, Embase®, the Cochrane Library, Academic Search Premier, PsycINFO, and CINAHL from January 1, 1991, through February 3, 2016. We manually searched reference lists of pertinent reviews, included trials, and background articles to identify relevant citations that our searches might have missed. Eligible studies included randomized controlled trials (RCTs), cluster randomized trials (CRTs), and observational and noncontrolled studies with sample sizes greater than 100. Eligible studies were limited to acute care settings and adult patients with psychiatric disorders or severe psychiatric symptomatology (excluding dementia); they had to report on aggression or seclusion and restraint outcomes.

Review method. Two investigators independently selected, extracted data from, and rated risk of bias of studies. Risk of bias and strength of evidence (SOE) were assessed only for controlled studies. Twenty-nine primary studies (from 31 articles) met inclusion criteria. Of these, 11 were controlled trials that provided eligible data for SOE grades. Only 4 of these trials took place in the United States. We grouped studies as follows: (1) staff training interventions, (2) risk assessment interventions, (3) multimodal interventions, (4) environmental interventions (including group psychotherapeutic options), and (5) medication protocols versus other medication protocols or alternative strategies. We organized results by three key questions; these covered benefits, harms, and potential modifying characteristics of these strategies.

Results. Evidence was limited for benefits and, especially, for harms; information about modifying characteristics was completely absent. No key questions had data supporting SOE grades better than low, indicating limited confidence that the estimate of effect lies close to the true effect for these outcomes. The available evidence comprised primarily pre/post studies whose inherent high risk of bias precludes drawing inferences of causality. Of the 11 trials eligible for SOE assessment, all but 1 had medium (or high) risk of bias. Risk assessment had low SOE for decreasing subsequent aggression and reducing use of seclusion and restraint, but only when applied in a preventive manner (e.g., as unit-wide programs). SOE for all other interventions, whether aimed at preventing aggression or de-escalating aggressive behavior, was insufficient.

Conclusions. Given the ethical imperative for treating all patients with dignity, the clinical mandate of finding evidence-based solutions to these mental health challenges, and the legal liability associated with failure to assess and manage violence risk across the treatment continuum, the need for evidence to guide decisionmaking for de-escalating aggressive behavior is critical. The available evidence about relevant strategies is very limited. Only risk assessment decreased subsequent aggression or reduced use of seclusion and restraint (low SOE). Evidence for de-escalating aggressive behavior is even more limited. More research is needed to guide

clinicians, administrators, and policymakers on how to best prevent and de-escalate aggressive behavior in acute care settings.

Contents

Executive Summary	ES-1
Introduction.....	1
Background.....	1
Aggressive Behavior.....	1
Scope and Key Questions.....	3
Scope of the Review.....	3
Key Questions.....	4
Methods.....	7
Topic Refinement and Review Protocol.....	7
Literature Search Strategy.....	7
Search Strategy.....	7
Inclusion and Exclusion Criteria.....	8
Study Selection.....	14
Data Extraction.....	14
Quality (Risk of Bias) Assessment of Individual Studies.....	15
Data Synthesis.....	15
Strength of the Body of Evidence.....	16
Applicability.....	17
Peer Review and Public Commentary.....	17
Results.....	18
Introduction.....	18
Results of Literature Searches.....	18
Comparative Benefits of Strategies (Key Question 1).....	22
Key Points.....	22
Detailed Synthesis.....	27
Comparative Harms of Strategies (Key Question 2).....	48
Key Points.....	49
Detailed Synthesis.....	52
Key Question 3. Characteristics Modifying the Comparative Benefits or Harms of Strategies.....	60
Discussion.....	61
Key Findings and Strength of Evidence.....	61
Strategies to Prevent Aggressive Behavior: Benefits (KQ 1a) and Harms (KQ 2a).....	62
Strategies to Address Aggressive Behavior: Benefits (KQ 1b) and Harms (KQ 2b).....	64
Strategies to Address Aggressive Behavior: Benefits (KQ 1c) and Harms (KQ 2c).....	69
Characteristics of Patient, Intervention Components, or Settings Modifying Outcomes (KQ 3).....	71
Findings in Relationship to What Is Already Known.....	71
Applicability.....	71
Implications for Clinical and Policy Decisionmaking.....	72
Limitations of the Systematic Review Process.....	72
Limitations of the Evidence Base.....	74
Research Recommendations.....	75
Conclusions.....	76

References 77

Tables

Table A. Summary of findings with strength of evidence grades: Comparative benefits and harms of two strategies for preventing aggressive behavior^a (KQs 1a and 2a) ES-9

Table B. Summary of findings with strength of evidence grades: Comparative benefits and harms of medication protocols for de-escalating aggressive behavior (KQs 1b and 2b)..... ES-11

Table C. Summary of findings with strength of evidence grades: Comparative benefits of medication-based strategies for reducing seclusion and restraint use in aggressive patients (KQ 1c) ES-13

Table D. Summary of findings with strength of evidence grades: Comparative benefits and harms of two strategies for preventing aggressive behavior (KQ 2a) ES-14

Table E. Summary of findings with strength of evidence: Comparative harms of medication protocols for addressing aggressive behavior (Key Question 2b) ES-15

Table F. Summary of findings with strength of evidence grades: Comparative benefits of two strategies for preventing aggressive behavior (KQ 1a) ES-18

Table 1. Eligibility criteria for review of strategies to de-escalate aggressive behavior 9

Table 2. Definition of strength of evidence grades 16

Table 3. Characteristics of included studies 20

Table 4. Five classes of interventions by focus and available evidence 21

Table 5. Summary of findings with strength of evidence grades: Comparative benefits of two strategies for preventing aggressive behavior^a (Key Question 1a) 23

Table 6. Summary of findings with strength of evidence grades: Comparative benefits of medication-based strategies for de-escalating aggressive behavior (Key Question 1b)..... 26

Table 7. Summary of findings with strength of evidence grades: Comparative benefits of medication-based strategies for reducing seclusion and restraint use in aggressive patients (Key Question 1c) 28

Table 8. Characteristics, outcomes, and risk of bias rating of three controlled studies to prevent aggressive behaviors (Key Question 1a)..... 29

Table 9. Characteristics, outcomes, and risk of bias ratings for controlled trials of medication protocols to de-escalate aggressive behavior (Key Question 1b) 37

Table 10. Characteristics, outcomes, and risk of bias ratings for controlled trials of medication protocols to de-escalate aggressive behavior and reduce use of seclusion or restraints (Key Question 1c) 43

Table 11. Summary of findings with strength of evidence: Comparative harms of staff training strategies for preventing aggressive behavior (KQ 2a)..... 45

Table 12. Summary of findings with strength of evidence: Comparative harms of medication protocols for addressing aggressive behavior (Key Question 2b) 47

Table 13. Characteristics, main outcomes, and risk of bias ratings for harms from medication protocol studies to de-escalate aggressive behaviors (Key Question 2b) 51

Table 14. Summary of findings with strength of evidence grades: Comparative benefits and harms of two strategies for preventing aggressive behavior^a (KQs 1a and 2a) 59

Table 15. Summary of findings with strength of evidence grades: Comparative benefits and harms of medication protocols for de-escalating aggressive behavior (KQs 1b and 2b) 61

Table 16. Summary of findings with strength of evidence grades: Comparative benefits of medication-based strategies for reducing seclusion and restraint use in aggressive patients (KQ 1c) 64

Figures

Figure A. Analytic framework for comparative effectiveness of strategies to de-escalate aggressive behavior in psychiatric patients..... ES-4
Figure 1. Analytic framework for comparative effectiveness of strategies to de-escalate aggressive behavior in psychiatric patients..... 6
Figure 2. Disposition of articles for strategies to de-escalate aggressive behavior 19

Appendixes

Appendix A. Literature Search Strategies and Yields
Appendix B. Excluded Studies
Appendix C. Risk of Bias Ratings
Appendix D. Strength of Evidence Grade Tables
Appendix E. Detailed Study Characteristics Tables
Appendix F. Summary of Findings for Pre-Post Studies, Not Rated for Risk of Bias

Executive Summary

Background

Aggressive Behavior

Aggressive behavior connotes using actual physical violence toward self, others, or property or making specific imminent verbal threats.¹ In health care settings, approaches for actively aggressive patients have historically involved using either seclusion (involuntary placement of a patient in a locked room or area from which the patient is not allowed to leave) or restraints (involuntary administration of mechanical, pharmacologic, or physical interventions, which is seen as more restrictive than seclusion); these practices continue today.^{2,3} Since the late 1990s, the U.S. Centers for Medicaid & Medicare Services (CMS³) and the Joint Commission (www.jointcommission.org)⁴ have required using seclusion and restraints only for a behavior that “jeopardizes the immediate physical safety of the patient, a staff member, or others”⁵ (including other patients) and when less restrictive measures have failed. Despite practice guidelines advocating limitations of seclusion or restraints as much as possible,⁶ data in the United States and Europe show that 10 percent to 30 percent of patients (adolescents, adults, and elderly persons) admitted to acute psychiatric units receive these interventions.⁷⁻⁹

Deciding to use seclusion or restraints raises several significant clinical or policy issues. First is how to best balance the benefits and risks of seclusion or restraints with those of various alternatives to those practices.⁷ Second, whether an evidence base even exists to support using seclusion or restraints is debatable.^{7,10-13} Third, usual care, often represented in comparative studies as whatever was done before a new intervention was tried, varies substantially. Most guidelines and standards from regulatory agencies and accrediting bodies now recommend using seclusion and restraints only as a last resort.¹⁴⁻²² Finally, using seclusion and restraints is closely followed as a quality-of-care measure, particularly for psychiatric patients in hospital settings.²³

Treatment Strategies

Much interest now focuses on using alternatives to seclusion and restraints. These strategies can address preventing aggressive behavior or reducing aggressive behavior once it has already developed (or both). Most alternatives are strongly influenced by the National Association of State Mental Health Program Directors’ Six Core Strategies.²⁴ These Six Core Strategies ultimately aim to forestall or at least decrease aggressive behavior.

Preventing aggressive behavior. Preventive strategies can be either general, multicomponent interventions that apply to all individuals (whether or not they are aggressive) or specific procedures aimed at persons who are at especially high risk of becoming aggressive. *General* preventive strategies emphasize providing a calm environment in which aggression is less likely to develop and tend to focus on entire care units. They include the following: risk assessment;²⁵ milieu-based changes such as sensory rooms, which provide a calm and supportive environment for patients;²⁶ staffing changes, such as increased staff-to-patient ratios;¹⁷ specific staff training programs;²⁷ and peer-based interventions.²⁸ *Specific* preventive strategies often try to intercede at the point of agitation, which is seen as a risk factor for becoming aggressive. These techniques can involve supportive (often referred to as nonconfrontational) language and other verbal de-escalation techniques, cognitive behavioral techniques, pharmacologic intervention treating the underlying psychiatric illness, and recognition of triggers for aggressive behavior. These two

preventive approaches can overlap; specific strategies may also be applied as a general approach on a unit-wide basis.

Managing acute aggression. If patients do become actively aggressive, clinicians can use either seclusion or restraints or alternative strategies. In such cases, alternatives can include emergency response teams; these encompass behavioral emergency response teams,²⁹ rapid response teams,²⁹ and psychiatric emergency response teams.⁵⁰ In addition, clinicians can employ pharmacologic interventions to reduce agitation quickly (rather than more gradually treating the underlying illness).

Scope and Key Questions

Scope of the Review

This small systematic review addresses interventions to prevent or de-escalate aggressive behavior and to reduce use of seclusion and restraint for aggressive behaviors. We focus on studies in acute health care settings, as to our knowledge no such review has been done using data from such settings. We are concerned with (1) the effectiveness of different available alternative strategies to *prevent aggressive behavior* and with (2) the effectiveness of alternative strategies compared with each other or with seclusion and restraints to *de-escalate aggressive behaviors* or *improve health outcomes for those who are acutely aggressive*. We conceptualize “de-escalate” in terms of both preventing aggressive behaviors *and* reducing use of seclusion and restraints.

We do not assess the accuracy of available risk assessment tools (a crucial step in the process of reducing aggressive behavior) or consider chronic care settings; although these are important considerations, they are beyond the scope of this review.

Key Questions

For the three Key Questions (KQs) in this review, we define aggressive behavior as making specific imminent verbal threats or using actual physical violence toward self, others, or property. We focus on patients with any psychiatric diagnosis per the *Diagnostic and Statistical Manual of Mental Disorders, Third Edition-Revised, Fourth Edition, or Fifth Edition* (DSM-III-R, DSM-IV, or DSM-5).³¹⁻³³ Diagnostic categories include delirium and substance misuse but not dementia; additionally, for patients in emergency departments, we include displaying severe psychiatric symptomatology. We view effectiveness in terms of both benefits and harms, so we frame our questions to address each class of outcomes.

We envision a continuum of risk and behavior, so the KQs cover a range of patients. This spectrum can include patients with these disorders who may be at risk of aggressive behavior (i.e., are not actively aggressive), in which case interventions are preventive. It can also include those who are exhibiting aggressive behaviors (i.e., are actively aggressive), in which case interventions are directly active. Interventions can occur at any point along this continuum, and they can involve a wide variety of strategies that can have educational, behavioral, emotional, organizational, environmental, and/or pharmacologic components. The interventions must target a reduction either in aggressive behavior or in use of seclusion and restraints. For these KQs, we define and classify interventions to reflect either prevention or direct intervention. A preventive intervention is one applied to a group of individuals not wholly identified as being actively aggressive; i.e., some patients may not be actively aggressive but others may be. It can involve

unit- or hospital-wide policies that address all patients on a unit, not just those who are actively aggressive. It can also involve patients identified as being at an increased risk of becoming aggressive (e.g., were assessed as being agitated) but who were not yet actively aggressive.

KQ 1 (benefits) and KQ 2 (harms) address such preventive interventions in these groups in their subquestion (a). KQs 1 and 2, in their subquestions (b) and (c), examine interventions targeted specifically to de-escalate aggressive behavior among actively aggressive patients. KQ 3 addresses specific patient, intervention, or setting factors that may modify benefits or harms of various strategies.

Our two primary comparative outcome benefits (KQ 1), which are intermediate outcomes, are a decrease in (1) aggressive behaviors and (2) use of seclusion and restraints. We also look at longer term or final health outcomes. These include improved quality of life, functioning, or patient experience; improved therapeutic relationship; decreased subsequent aggressive behavior; and decreased subsequent use of seclusion and restraints. We also consider general resource use.

Acute health care settings are defined as public and private mental hospitals, acute care units at state mental hospitals, acute care components of Veterans Health Administration (VA) hospitals, medical or surgical units in general hospitals, and emergency departments. In all cases, patient discharges occur within 35 days of beginning treatment.³⁴ Stays longer than 35 days would indicate a chronic care setting.

The three KQs are stated fully just below. Figure A then presents our analytic framework that guided this review; it identifies specific KQs.

KQ 1: Regarding benefits for adult psychiatric patients in acute care settings:

- a. For those without active aggression, what are the comparative benefits of strategies to prevent aggressive behavior?
- b. For those with active aggression, what are the comparative benefits of strategies, including seclusion and restraints, to de-escalate aggressive behavior?
- c. For those with active aggression, what are the comparative benefits of strategies to reduce the use of seclusion and restraints?

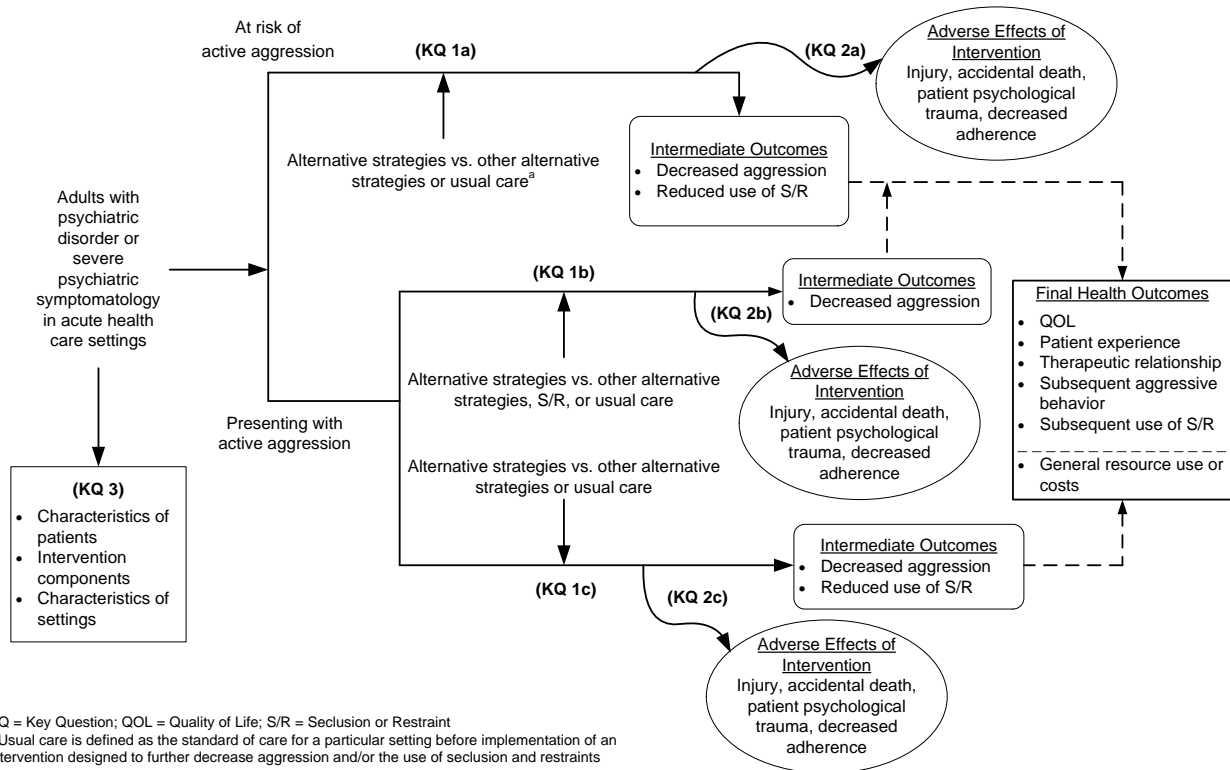
KQ 2: Regarding harms for adult psychiatric patients in acute care settings:

- a. For those without active aggression, what are the comparative harms of strategies to prevent aggressive behavior?
- b. For those with active aggression, what are the comparative harms of strategies, including seclusion and restraints, to de-escalate aggressive behavior?
- c. For those with active aggression, what are the comparative harms of strategies to reduce the use of seclusion and restraints?

KQ 3: What characteristics of patients (including age, sex or gender, diagnosis, motivation to receive treatment), of intervention components, or of acute care settings modify the benefits or harms of interventions for psychiatric patients at risk of, or presenting with, active aggression?

Analytic Framework

Figure A. Analytic framework for comparative effectiveness of strategies to de-escalate aggressive behavior in psychiatric patients



Methods

Topic Refinement and Protocol Review

During topic refinement we developed a draft and then a final review protocol. Specifically, we generated an analytic framework, preliminary KQs, and preliminary inclusion/exclusion criteria; these reflect PICOTS constructs (patients or populations, interventions, comparators, outcomes, time frames, and settings) and other details about eligible studies. Information from the topic nominator helped guide our processes. A panel of 10 Key Informants (KIs) gave input on the scope and details of initial KQs; these KQs were posted on the Agency for Healthcare Quality and Research (AHRQ) Web site for public comment (www.effectivehealthcare.ahrq.gov) from June 8, 2015, through June 29, 2015. We then revised the KQs as needed.

In addition, we consulted with seven experts (members of a Technical Expert Panel), who provided feedback as we developed our review protocol. Their inputs addressed points such as sample size thresholds for eligible studies and whether and how to limit assessments of risk of bias of individual studies.

Literature Search Strategy

Search Strategy and Eligibility Criteria

To identify relevant KQ-specific articles, we searched MEDLINE® (via PubMed), Embase®, the Cochrane Library, Academic Search Premier, PsycINFO, and CINAHL (Cumulative Index to Nursing and Allied Health Literature) from January 1, 1991, through February 3, 2016.

Appendix A (main report) presents the full search strategy (limiting searches to English and human-only studies). An experienced information scientist—our Evidence-based Practice Center (EPC) librarian—ran all searches.

Our searches focused on comparative studies of de-escalation strategies (seclusion, restraints, or alternatives to seclusion or restraints) for patients with psychiatric disorders or severe psychiatric symptomatology who are at risk of, or presenting with, aggressive behavior across various acute care settings. Search strings included various Medical Subject Heading (MeSH) terms for psychiatric disorders, acute care settings, and aggressive behavior. We also manually searched reference lists of pertinent reviews, included trials, and background articles to identify relevant citations that our searches might have missed. To find relevant gray literature we followed guidance from the AHRQ *Methods Guide for Effectiveness and Comparative Effectiveness Reviews* for these steps.³⁵

We developed inclusion/exclusion criteria with respect to PICOTS and study designs. Inclusion criteria limited populations to patients 18 years of age or older; they included any psychiatric or substance use disorder and delirium. Studies limiting populations to patients with dementia were ineligible.

We required that interventions target reducing aggressive behavior or decreasing use of seclusion and restraints (or both). Eligible studies had to have reported on at least one of our two primary outcomes: (1) decreased aggression in terms of frequency, severity, or duration (measured by either direct counts or validated aggression scales) or (2) reduced use of seclusion or restraints (decreased rate, amount, or duration). Investigators had to have tested interventions in acute care settings (general hospitals, psychiatric hospitals, and emergency departments in these hospitals).

Study Selection

Two members of the research team independently reviewed all titles and abstracts (generated by searches) against our inclusion/exclusion criteria. For evaluating the full text of publications, we retrieved those that either reviewer marked for inclusion and those without adequate information in titles or abstracts. Then, two investigators independently reviewed the full text to determine final inclusion or exclusion. The reviewers resolved any disagreements by discussion and consensus or by consulting a third member of the review team.

Data Extraction

We abstracted the following data from included trials and studies: study designs, eligibility criteria, population characteristics (such as age, sex, race, ethnicity), interventions, comparators, additional medications or interventions allowed, outcomes of interest and methods of outcome assessment, sample sizes, attrition, settings, geographic locations, and study funders. We recorded intention-to-treat results (i.e., all patients were analyzed as randomized with missing values imputed) if available. We resolved discrepancies by consensus or by involving a third,

senior reviewer. When eligible studies reported data that were incomplete or missing, we contacted authors.

Risk of Bias Assessment

To assess the risk of bias of trials and certain other studies, we followed EPC methods guidance³⁶ and rated the risk of bias for each relevant outcome as low, medium, or high. To determine risk of bias in a standardized way, we used the Cochrane Risk of Bias tool to appraise randomized controlled trials (RCTs). We also used it to appraise the few cluster randomized trials (hereafter CRTs, where clusters were based on specific units in the facilities where the studies took place). Guidance for assessing risk of bias is similar for RCTs and CRTs³⁷ but the latter may need special attention to issues such as recruitment bias, baseline imbalance, loss of clusters, and inadequate or incorrect analytic techniques, and we made an effort to consider these matters in reviewing eligible CRTs. For nonrandomized trials and observational studies, we employed criteria from the RTI Risk of Bias Tool for Observational Studies.³⁸ To minimize risk of bias in observational and noncontrolled studies addressing adverse outcomes (i.e., harms, a key focus of our report), we required a minimum total sample of 100 patients in nonrandomized studies (consistent with our work in prior reviews³⁹). We did not assess risk of bias in noncontrolled or pre/post studies.

Two independent reviewers assigned risk of bias ratings. Disagreements were resolved by discussion and consensus or by consulting a third, senior reviewer.

Data Synthesis

We synthesized all literature qualitatively, and included all eligible studies regardless of risk of bias. We stratified study data by whether they came from controlled studies (e.g., RCT, cohort studies) or noncontrolled studies (e.g., pre/post, interrupted time series).

A study might report data relevant to both preventive measures (subquestion [a]) and actively aggressive measures (subquestion [b] or [c]). Data for study groups not restricted to highly aggressive patients (i.e., the denominator involved both aggressive and nonaggressive patients) were considered relevant for subquestion (a). Data for groups restricted to highly aggressive patients were considered relevant to subquestions (b) and (c).

To determine whether quantitative analyses (i.e., meta-analysis) were appropriate, we assessed the clinical and methodological heterogeneity of the studies under consideration following established guidance.⁴⁰ After qualitatively assessing the PICOTS of included studies looking for similarities and differences, we determined that our body of evidence was too heterogeneous to justify quantitative analyses.

Strength of the Body of Evidence

We graded the strength of evidence (SOE) for primary outcomes based on the guidance established by the EPC Program.⁴¹ Developed to grade the overall strength of a body of evidence, this approach incorporates five key domains: study limitations (study design and aggregate risk of bias), consistency, directness, precision, and reporting bias. For some scenarios, this approach also considers other optional domains that may be relevant: a dose-response association, plausible confounding that would decrease the observed effect, and strength of association (magnitude of effect). SOE receives one of four grades: high, moderate, low, or insufficient. In grading evidence from single trials or studies (typically regarded as insufficient

evidence), we gave more weight to those in which the reported findings were precise and graded some as low SOE. Mirroring our decision not to assess the risk of bias of pre/post studies, we did not grade the SOE from such studies, as they cannot be used to draw causal inferences about comparative benefits and harms.

Two trained reviewers assessed each domain for each primary outcome; differences were resolved by consensus. One of the two reviewers was always a senior researcher with experience in grading SOE.

Applicability

We assessed applicability of the evidence following guidance from the *Methods Guide for Effectiveness and Comparative Effectiveness Reviews*.³⁵ We used the PICOTS framework to explore factors that affect applicability. Some factors identified a priori that may limit the applicability of evidence include the following: age of enrolled populations, sex of enrolled populations (e.g., fewer men may be enrolled in some studies), race or ethnicity of enrolled populations, diagnoses of involved sample, and location of and staffing for specific interventions.

Peer Review and Public Commentary

This report was posted for public comment and peer review. We addressed all comments in the final report, making revisions as needed. A disposition of comments report will be publicly posted 3 months after release of the final report.

Results

Literature Searches and Evidence Base

Searches of all sources identified a total of 1,921 potentially relevant citations. We included 29 primary studies (described in 31 articles) that compared interventions to de-escalate aggressive behavior or reduce use of seclusion or restraints with an alternative strategy or usual care and provided data for one or more KQs.⁴²⁻⁷² Of these, 11 were controlled trials that provided eligible data for SOE ratings. Only 4 took place in the United States: 1 in an inpatient psychiatric unit,⁶⁹ 2 in an emergency department,^{64,68} and 1 in an intensive care unit with intubated patients.⁵¹ The remaining 18 studies were pre/post studies, for which we did not grade SOE; we identified no interrupted time-series studies. We report below only on findings from trials or studies for which we could grade SOE.

We had data for KQs 1 (benefits) and 2 (harms) from the following types of trials or studies: KQ 1a (benefits of prevention), three CRTs; KQ 1b (benefits of de-escalating aggression), four RCTs and two nonrandomized controlled trials (NRCTs); KQ 1c (benefits of reducing seclusion/restraint use), one RCT and one retrospective cohort study; KQ 2a (harms of prevention), one CRT; and KQ 2b (harms of de-escalating aggression), four RCTs and two NRCTs. No eligible studies pertained to KQ 2c. We identified no eligible studies for KQ 3.

Most interventions took place in public psychiatric hospitals. For studies reporting on demographics for their patient populations, the mean age ranged primarily between 38 and 40 years, the distribution of men and women varied widely across studies, and race or ethnicity was sparsely reported.

We analyzed five broad categories of interventions: staff training; risk assessment; multimodal; environmental or group psychotherapeutic; and medication protocols. Studies that did not differentiate their results between those patients with aggression and those who were not yet aggressive were included in prevention analyses.

We found the SOE for most of the findings to be insufficient, with the justification for these assessments provided in the tables below (see Appendix D of the main report for detail about scores for each SOE domain). To help clarify this literature's range of different types of studies, and the heterogeneity of approaches, populations, settings, and outcomes, we report below the findings for all 11 eligible studies, whether the SOE was insufficient or low. We report the findings as the authors reported them; we then indicate the SOE for the finding.

Comparative Benefits of Strategies

Key Question 1a: Benefits of Strategies to Prevent Aggressive Behavior

Staff Training Interventions Versus Usual Care

Staff training in interpersonal communication led to fewer incidents of seclusion and restraint and a larger decrease in incidents of seclusion and restraint than usual care on a control unit⁶⁹ (one CRT, insufficient SOE).

Risk Assessment Interventions Versus Usual Care

Units employing structured risk assessment protocols reported significantly fewer aggressive incidents than usual care units. One CRT focused on lowering severe aggressive incidents⁴⁴; the other focused on any aggressive incidents⁵³ (one CRT for each outcome, low SOE).

Cluster trials in which units employed structured risk assessment protocols reported significantly fewer hours spent in seclusion⁵³ (one CRT, low SOE) and significantly fewer coercive measures than usual-care units⁴⁴ (one CRT, low SOE).

Multimodal Interventions Versus Usual Care

No studies assessed multimodal interventions to prevent aggression in patients without active aggression (insufficient SOE).

Environmental or Group Psychotherapeutic Interventions Versus Usual Care

No studies assessed environmental or group psychotherapeutic interventions in patients without active aggression (insufficient SOE).

Medication Protocols Versus Other Medication Protocols or Alternative Strategies

No studies assessed medication protocols in patients without active aggression (insufficient SOE).

In Table A for KQ 1a, we present the supporting judgment for our SOE grades for evidence from studies with eligible study designs (i.e., any study that we could rate for risk of bias). Supporting judgment is essentially the ratings on the main domains for grading SOE (study limitations [i.e., risk of bias], consistency, directness, and precision). The CRTs in this report did not control for clustering in their statistical analyses, which weakened the SOE grade. Table A

has entries only for staff training (one CRT) and for risk assessment strategies (two studies); we had no relevant studies for the other three types of interventions.

Table A. Summary of findings with strength of evidence grades: Comparative benefits of two strategies for preventing aggressive behavior^a (KQ 1a)

Intervention and Comparison	Primary Outcome of Interest	Outcome N of Patients Analyzed	Strength of Evidence	Supporting Judgment	Findings and Direction of Effect
Staff training vs. usual care	Change in aggressive behavior	Aggressive behavior resulting in staff injury NR	Insufficient	High risk of bias, consistency unknown—single study, direct, imprecise	Fewer assaults on staff occurred in unit that received the staff training vs. the control unit (4 vs. 5); no statistical testing reported. ⁶⁹
	Change in seclusion or restraint	Incidents of seclusion or restraint NR	Insufficient	High risk of bias, consistency unknown—single study, direct, imprecise	Fewer incidents of seclusion or restraint on the unit who received the training vs. the control unit (84 vs. 228), no statistical testing reported. ⁶⁹
Risk assessment vs. usual care	Change in aggressive behavior	Number of aggressive patients 170 during baseline period, 458 during intervention period	Insufficient	Medium risk of bias, consistency unknown—single study, direct, imprecise	Nonsignificant 50% RR reduction with risk assessment vs. usual care. ⁵³
		Aggressive incidents 170 during baseline period, 458 during intervention period	Low	Medium risk of bias, consistency unknown—single study, direct, precise	Significant 68% RR reduction with risk assessment vs. usual care, p<0.0001 reported; failure to control for intraclass correlations weakens the finding. ⁵³
		Rate of severe aggressive incidents 973 post-intervention	Low	Medium risk of bias, consistency unknown—single study, direct, precise	Significantly lower risk with structured risk assessment: (RR, 0.59; 95% CI, 0.41 to 0.83); p<0.001 reported; failure to control for intraclass correlations weakens the finding. Decrease achieved since baseline with risk assessment (-41%) vs. usual care (-15%), no statistical testing reported. ⁴⁴
		Change in physical attacks 973 post-intervention	Low	Medium risk of bias, consistency unknown—single study, direct, precise	Significantly greater decrease with risk assessment (-41%) vs. usual care (-7%), p<0.001 reported, failure to control for intraclass correlations weakens the finding. ⁴⁴

Table A. Summary of findings with strength of evidence grades: Comparative benefits of two strategies for preventing aggressive behavior^a (KQ 1a) (continued)

Intervention and Comparison	Primary Outcome of Interest	Outcome		Supporting Judgment	Findings and Direction of Effect
		N of Patients Analyzed	Strength of Evidence		
		Secluded patients	Insufficient	Medium risk of bias, consistency unknown—single study, direct, imprecise	Nonsignificant 8% RR increase with risk assessment vs. usual care. ⁵³
		170 during baseline period, 458 during intervention period			
		Seclusion incidents	Insufficient	Medium risk of bias, consistency unknown—single study, direct, imprecise	Nonsignificant 15% RR reduction with risk assessment vs. usual care. ⁵³
		170 during baseline period, 458 during intervention period			
		Hours in seclusion	Low	Medium risk of bias, consistency unknown—single study, direct, precise	Significant 45% RR reduction with risk assessment vs. usual care, p<0.0001 reported; failure to control for intraclass correlations weakens the finding. ⁵³
		170 during baseline period, 458 during intervention period			
		Change in coercive ^b incidents	Low	Medium risk of bias, consistency unknown—single study, indirect, precise	Significant decrease from baseline with risk assessment (-27%) vs. usual care (+10%), p<0.001; failure to control for intraclass correlations weakens the finding. ⁴⁴
		973 post-intervention			

^a For KQ 1a, we had no studies of eligible study design for environmental or group psychotherapeutic interventions or multimodal interventions; thus, we could not rate risk of bias.

^b Coercive measures covered a wide range of measures, from forced injection of psychotropic medication to seclusion and mechanical restraint.⁴⁴

CI = confidence interval; N = number; NR = not reported; RR = relative risk; vs. = versus.

Key Question 1b: Benefits of Strategies to De-escalate Aggressive Behavior

No eligible studies targeted de-escalation using staff training, risk assessment, multimodal or environmental protocols. Thus, the SOE grades are insufficient for all such interventions.

Six studies assessed different medication protocols; the strength of evidence for each was insufficient. Four studies were RCTs. In an inpatient psychiatric unit, one RCT found no difference between the effects of intramuscular haloperidol versus intramuscular flunitrazepam for treating patients displaying aggressive psychotic behavior⁴⁸ (one RCT, insufficient SOE). The remaining RCTs were in emergency department settings. One RCT in a public psychiatric hospital emergency department found that intramuscular droperidol for treating patients exhibiting violent and acute behavioral disturbance did not reduce the duration of aggressive behavior any more than intramuscular midazolam, but droperidol treatment did result in fewer

patients requiring additional sedative medication over the ensuing 6 hours than intramuscular midazolam⁴³ (one RCT, insufficient SOE). Another RCT in a hospital psychiatric emergency department found that, compared with intramuscular lorazepam, intramuscular lorazepam plus haloperidol for treating patients exhibiting serious, acute agitated, or aggressive behavior did not result in greater overall reduction of aggressive or agitated behavior, but the medication regimen did produce a more rapid reduction in aggressive or agitated behavior and more patients who achieved clinically significant improvement in aggressive or agitated behavior⁶⁴ (one RCT, insufficient SOE). Finally, an RCT in an urban university emergency department found that intramuscular droperidol for intoxicated or psychiatrically ill, violently agitated patients requiring chemical restraint produced more rapid sedation and greater sedation overall than intramuscular lorazepam⁶⁸ (one RCT, insufficient SOE).

Two studies were NRCTs. In an inpatient psychiatric hospital setting, treatments that included any olanzapine, any risperidone, or any haloperidol for treating patients with agitation did not differ from each other in reducing aggressive behavior or suicidality⁷² (one NRCT, insufficient SOE). In an inpatient psychiatric emergency setting, the effects of oral risperidone, olanzapine, quetiapine, or haloperidol did not differ in reducing aggressive behavior⁶⁵ (one NRCT, insufficient SOE).

In Table B for KQ 1b, we present information (supporting judgment) for our SOE grades for evidence based on studies with an eligible study design. For this subquestion, we had no relevant studies of staff training, risk assessment, multimodal, or environmental or group psychotherapeutic interventions. All findings for the medications protocols were underpowered to test noninferiority.

Table B. Summary of findings with strength of evidence grades: Comparative benefits of medication protocols for de-escalating aggressive behavior (KQ 1b)

Intervention and Comparison	Primary Outcome of Interest	Outcome		Supporting Judgment	Findings and Direction of Effect
		N of Patients Analyzed	Strength of Evidence		
Medication protocols vs. other medication protocols: Benefits	Change in aggressive behavior	Aggression response rate	Insufficient	Medium risk of bias, consistency unknown—single study, direct, imprecise	Nonsignificant difference in rates of OAS score reduction at 90 minutes in haloperidol vs. flunitrazepam (92% vs. 80%). ⁴⁸
		28			
		Duration of aggression	Insufficient		
		91			
		Clinically significant change in OAS scores	Insufficient	Low risk of bias, consistency unknown—single study, direct, imprecise	Significantly greater likelihood of improvement (decrease of four or more points) in OAS scores of aggressive or agitated behavior at 60 minutes with the combination of haloperidol plus lorazepam (100%) vs. lorazepam alone (55%), p=0.03 (note small sample size). ⁶⁴
		20			

Table B. Summary of findings with strength of evidence grades: Comparative benefits of medication protocols for de-escalating aggressive behavior (KQ 1b) (continued)

Intervention and Comparison	Primary Outcome of Interest	Outcome N of Patients Analyzed	Strength of Evidence	Supporting Judgment	Findings and Direction of Effect
		Time to OAS improvement 20	Insufficient	Low risk of bias, consistency unknown—single study, direct, imprecise	Significantly shorter time to OAS improvement with the combination of haloperidol plus lorazepam vs. lorazepam alone, data NR, p=0.028 (note small sample size). ⁶⁴
		Sedation score at 5, 10, 15, 30, and 60 minutes 202	Insufficient	High risk of bias, consistency unknown—single study, direct, precise	Significantly lower mean sedation scores (i.e., less combative, violent, or out of control behavior) at 10, 15, 30, and 60 minutes with droperidol vs. lorazepam, each p<0.001. ⁶⁸
		Change in CGI-A scores 558	Insufficient	High risk of bias, consistency unknown—single study, direct, imprecise	No differences in changes in percentages of patients with CGI-A score ≥3 from baseline to day 6 or to last day of observation with olanzapine vs. risperidone vs. haloperidol, p=NR. ⁷²
		Change in MOAS total aggression scores 101	Insufficient	Medium risk of bias, consistency unknown—single study, direct, imprecise	Nonsignificant differences between risperidone vs. olanzapine vs. quetiapine vs. haloperidol in changes in mean total MOAS scores from baseline to 72 hours. ⁶⁵

CGI-A = Clinical Global Impression Severity of Illness – Aggression; MOAS = Modified Overt Aggression Scale; n = number of patients; NR = not reported; OAS = Overt Aggression Scale; vs. = versus.

Key Question 1c: Benefits of Strategies to Reduce Seclusion and Restraint Use

No eligible studies addressed reductions in seclusion or restraints for staff training, risk assessment, multimodal, or environmental protocols. SOE grades were thus all insufficient.

Two high risk of bias studies addressed the comparative effectiveness of two different medication protocols to reduce seclusion and restraint use. In one study, in an inpatient psychiatric unit with acutely agitated and violent inpatients, a first choice of involuntary medication treatment with oral or intramuscular haloperidol plus promethazine was compared with a first choice of seclusion. The medication option did not produce differences either in subsequent mechanical restraint use⁵² (one RCT, insufficient SOE) or in subsequent coercive incidents (i.e., seclusion, restraint, or involuntary medications)⁵² (one RCT, insufficient SOE).

In the other study, for treating delirium in an inpatient intensive care unit, immediate (within 24 hours) treatment with at least one dose of an antipsychotic medication led to fewer mean days in restraints than did delayed or no treatment⁵¹ (one retrospective cohort, insufficient SOE).

In Table C on KQ 1c, we present the supporting judgment for our SOE grades for each eligible study (in this case only for medication protocols).

Table C. Summary of findings with strength of evidence grades: Comparative benefits of medication-based strategies for reducing seclusion and restraint use in aggressive patients (KQ 1c)

Intervention and Comparison	Primary Outcome of Interest	Outcome N of Patients Analyzed	Strength of Evidence	Supporting Judgment	Findings and Direction of Effect
Medication protocols vs. other medication protocols or usual care	Change in seclusion or restraint	Seclusion incident rate	Insufficient	High risk of bias, consistency unknown—single study, direct, precise	Significant lower risk with involuntary medication ^a as first choice vs. seclusion as first choice (RR, 0.51; 95% CI, 0.34 to 0.79), p<0.001 ⁵²
		Seclusion hours	Insufficient	High risk of bias, consistency unknown—single study, direct, imprecise	Lower number of overall hours with involuntary medication ^a as first choice vs. seclusion as first choice (998 vs. 2,098), no statistical testing reported ⁵²
		Seclusion duration	Insufficient	High risk of bias, consistency unknown—single study, direct, imprecise	Longer mean duration with involuntary medication ^a as first choice vs. seclusion as first choice (32 vs. 30 hours), no statistical testing reported ⁵²
		Seclusion duration rate	Insufficient	High risk of bias, consistency unknown—single study, direct, precise	Significant lower risk with involuntary medication ^a as first choice vs. seclusion as first choice (RR, 0.54; 95% CI, 0.5 to 0.58) p<0.001 ⁵²
		Mechanical restraint incident rate	Insufficient	High risk of bias, consistency unknown—single study, direct, imprecise	No significant difference in involuntary medication ^a as first choice vs. seclusion as first choice (RR, 1.44; 95% CI, 0.38 to 5.36). ⁵²
		Coercive incident rate ^b	Insufficient	High risk of bias, consistency unknown—single study, direct, imprecise	No significant difference in coercive incident rate in involuntary medication ^a vs. seclusion as first choice options (RR, 0.95; 95% CI, 0.67 to 1.35). ⁵²
		Duration in restraints	Insufficient	High risk of bias, consistency unknown—single study, direct, precise	Significant decrease with single-dose delirium treatment vs. no delirium treatment, both in the first 24 hours, 3 vs. 6 days, p<0.001 ⁵¹
				659	

^a “Involuntary medication” refers to single dose haloperidol plus promethazine or lorazepam.

^b “Coercion” refers to a sequence of coercive episodes (seclusion, mechanical restraint, or involuntary medication) for less than 24 hours.

CI = confidence interval; KQ = Key Question; N = number; RR = relative risk; vs. = versus.

Key Question 2a: Harms of Strategies To Prevent Aggressive Behavior

No eligible studies examined risk assessments, multimodal interventions, environmental interventions, or medication protocols. SOE grades for these were insufficient.

One study addressed staff training. A unit on which staff received interpersonal communication training had fewer patient rights complaints, staff resignations and transfers, and sick leave than a control unit. Further, the intervention unit experienced a greater decrease in these outcomes during the study period than the control unit⁶⁹ (one CRT, insufficient SOE).

Table D. Summary of findings with strength of evidence grades: Comparative benefits and harms of two strategies for preventing aggressive behavior (KQ 2a)

Intervention and Comparison	Primary Outcome of Interest	Outcome		Supporting Judgment	Findings and Direction of Effect
		N of Patients Analyzed	Strength of Evidence		
Staff training vs. usual care	Staff distress	Change in staff resignations and transfers	Insufficient	High risk of bias, consistency unknown—single study, indirect, imprecise	Fewer staff resignations and transfers in unit that received the staff training than in control unit (4 vs. 9), no statistical testing reported. ⁶⁹
		NR			
	Patient distress	Change in staff sick leave	Insufficient	High risk of bias, consistency unknown—single study, indirect, imprecise	Greater percentage decrease in number of sick leave hours in unit that received the staff training than in control unit (28.2% vs. +7.7%), no statistical testing reported. ⁶⁹
		NR			
	Patient distress	Change in patients' rights complaints	Insufficient	High risk of bias, consistency unknown—single study, indirect, imprecise	Fewer patients' rights complaints occurred in unit that received the staff training than in control unit (2 vs. 4), no statistical testing reported. ⁶⁹
		NR			

N = number; NR = not reported; vs. = versus.

Key Question 2b: Harms of Strategies To De-Escalate Aggressive Behavior

No eligible studies tested staff training, risk assessments, multimodal, or environmental protocols.

Four RCTs and two NRCTs provided harms data for medication protocols; all reported small numbers of events and performed no statistical testing. These studies generally reported their harms findings as indicating no differences, but their studies were underpowered to test noninferiority. One RCT⁴³ examined three possible harms: drug-related adverse effects; incidence of abnormal QT (QRS complex to T wave interval) interval; and incidence of staff injury after use of midazolam, droperidol, or their combination for patients with active aggression (one RCT, insufficient SOE). Another RCT reported on acute extrapyramidal events and incidence of marked sedation in a comparison between haloperidol and flunitrazepam⁴⁸ (one RCT, insufficient SOE). A third RCT reported the incidence of side effects of lorazepam alone or in combination with haloperidol for adults treated in a psychiatric emergency service setting⁶⁴ (one RCT, insufficient SOE). Finally, one RCT reported the incidence of differences in changes in vital signs in acutely agitated emergency department patients treated with droperidol or lorazepam⁶⁸ (one RCT, insufficient SOE).

One NRCT reported the incidence of abnormal gait, dizziness, extrapyramidal events, headache, hypotension, or somnolence in 101 adult inpatients with psychosis receiving either risperidone, olanzapine, quetiapine, or haloperidol⁶⁵ (one NRCT, insufficient SOE). Another NRCT reported the incidence of treatment-emergent side effects, including extrapyramidal events, for patients receiving olanzapine, risperidone, or haloperidol⁷² (one NRCT, insufficient SOE).

Table E documents our SOE grades.

Table E. Summary of findings with strength of evidence: Comparative harms of medication protocols for addressing aggressive behavior (Key Question 2b)

Intervention and Comparison	Primary Outcome of Interest	Outcome of Interest N of Patients Analyzed	Strength of Evidence	Supporting Judgment	Findings and Direction of Effect
Medication protocols vs. other medication protocols	Staff harm	Staff injury 91	Insufficient	Medium risk of bias, consistency unknown—single study, direct, imprecise	Very small numbers of events with no statistical testing for detecting differences in droperidol vs. midazolam vs. a combination of droperidol plus midazolam (3 vs. 1 vs. 2, p=NR). ⁴³
	Adverse effects from medication	Acute extrapyramidal events 28	Insufficient	Medium risk of bias, consistency unknown—single study, direct, imprecise	No acute extrapyramidal events with either in haloperidol vs. flunitrazepam at 90 minutes. ⁴⁸
		Marked sedation 28	Insufficient	Medium risk of bias, consistency unknown—single study, direct, imprecise	Very few events at 90 minutes with either haloperidol vs. flunitrazepam, no statistical testing reported (3 vs. 3, p=NR). ⁴⁸
		Drug-related adverse events 91	Insufficient	Medium risk of bias, consistency unknown—single study, direct, imprecise	Very small numbers of events with no statistical testing for detecting differences in droperidol vs. midazolam vs. a combination of droperidol plus midazolam (2 vs. 8 vs. 2, p=NR). ⁴³
	Abnormal QT interval 91	Insufficient	Medium risk of bias, consistency unknown—single study, direct, imprecise	Very small numbers of abnormal QT intervals with no statistical testing for detecting differences in droperidol vs. midazolam vs. a combination of droperidol plus midazolam (2 vs. 2 vs. 4, p=NR). ⁴³	
	Medication side effects 20	Insufficient	Low risk of bias, consistency unknown—single study, direct, imprecise	No medication side effects reported with either haloperidol plus lorazepam vs. lorazepam. ⁶⁴	
	Reduction in vital signs 202	Insufficient	High risk of bias, consistency unknown—single study, direct, precise	No significant difference for any reduced vital signs between droperidol vs. lorazepam. ⁶⁸	
	Overall treatment-emergent adverse events 558	Insufficient	High risk of bias, consistency unknown—single study, direct, imprecise	Few overall treatment-emergent adverse events with olanzapine vs. risperidone vs. haloperidol, p=NR. ⁷²	
	Adverse events considered related to primary antipsychotic medication 558	Insufficient	High risk of bias, consistency unknown—single study, direct, imprecise	Very few events considered related to primary antipsychotic medication with olanzapine vs. risperidone vs. haloperidol, p=NR. ⁷²	

Table E. Summary of findings with strength of evidence: Comparative harms of medication protocols for addressing aggressive behavior (Key Question 2b) (continued)

Intervention and Comparison	Primary Outcome of Interest	Outcome of Interest N of Patients Analyzed	Strength of Evidence	Supporting Judgment	Findings and Direction of Effect
		Extra-pyramidal symptoms 558	Insufficient	High risk of bias, consistency unknown—single study, direct, imprecise	No significant differences (very few events) with olanzapine vs. risperidone vs. haloperidol vs other comparator groups. ⁷²
		Discontinuation due to clinically significant adverse events 558	Insufficient	High risk of bias, consistency unknown—single study, direct, imprecise	No significant difference in discontinuation due to clinically significant adverse events with olanzapine vs. risperidone vs. haloperidol vs. other comparator groups. ⁷²
		Extra-pyramidal events 101	Insufficient	Medium risk of bias, consistency unknown—single study, direct, imprecise	Very small numbers of extrapyramidal events in risperidone vs. olanzapine vs. quetiapine vs. haloperidol, p=0.012. ⁶⁵

N = number; NR = not reported; QT = QRS complex to T wave interval; vs. = versus.

Key Question 2c: Harms of Strategies To Reduce Seclusion and Restraint Use

No studies provided information on the comparative harms of staff training, risk assessment, or multimodal, environmental, or medication protocols to reduce seclusion and restraint for patients with active aggression. Thus, all SOE grades were insufficient.

Key Question 3. Characteristics Modifying the Comparative Benefits or Harms of Strategies

No studies provided information on how particular characteristics might modify the effectiveness of any of the interventions. Again, SOE is insufficient in all cases.

Discussion

Our review aimed to fill gaps in available literature about the comparative effectiveness of various strategies to accomplish one or more of the following goals: prevent aggressive behavior, de-escalate aggressive behaviors, or decrease reliance on seclusion or restraints. An overarching objective, of course, is to improve health outcomes for patients at risk of or exhibiting acute aggressive behavior. We focused on studies in acute care settings.

Key Findings and Strength of Evidence

Overall, the evidence base was extremely limited. Of 29 included studies, 18 were pre/post studies. Their inherent high risk of bias precludes drawing inferences of causality, so we did not grade SOE. The main report provides more information on these 18 studies.⁴¹

We identified 11 studies (mainly RCTs or CRTs) for which we could grade the SOE of one or more outcomes. Of these, 3 were CRTs (for KQ 1); we rated each as medium risk of bias,

most commonly because of failure to control either for potential confounding or for intraclass correlations in the CRTs that were eligible for inclusion. No KQs had comparative data supporting an SOE grade that exceeded low strength of evidence. By definition, all findings were of unknown inconsistency (because they are single studies), but all provided direct evidence. In most cases, however, the data reported were imprecise. Thus, we graded these findings as insufficient SOE. In a very small number of cases when data were precise, we graded SOE as low.

Most evidence addressed preventive, unit-wide programs rather than interventions specifically targeting actively aggressive patients; this focus essentially represents the core difference between the CRTs and the RCTs. Moreover, these analyses could involve samples of patients who were not actively aggressive as well as those who were. These factors prevented us from attributing reduction of aggressive behavior in actively aggressive patients to any particular intervention.

Furthermore, the inexact description of many interventions made it difficult to attribute a change to a particular component. For example, multimodal interventions had components of risk assessment and staff training, and distinguishing between them was sometimes challenging.

As noted earlier, some SOE grades for KQ 1 were low (when we could assign a grade other than insufficient). Findings from eligible studies for KQ 2 were all insufficient, and we had no studies for KQ 3. The variety of measures used to assess aggressive behavior and seclusion and restraint use prevented quantitative synthesis of the meager data that were available.

The table below (Table F) addresses the two studies providing evidence supporting a low SOE, each involving the use of risk assessment protocols to prevent aggressive behavior. Both studies identified lower aggression incidents⁵³ and rates⁴⁴ with use of risk assessment protocols when compared with the usual care conditions. The protocols used had some overlap but differed in important ways. While both trials used the Brøset Violence Checklist as part of the protocol, the van de Sande et al. trial used a more comprehensive protocol that included a Crisis Monitor form and the Kennedy-Axis V (short version) on a daily basis and the full version of the Kennedy-Axis V, the Brief Psychiatric Rating Scale, the Dangerousness Scale, and the Social Dysfunction and Aggression Scale on a weekly basis.⁵³ The trials also differed in the length of time over which they evaluated their risk assessment protocols. For example, the Abderhalden trial⁴⁴ implemented the risk assessment protocol for the first 3 days, whereas the van de Sande et al. trial from The Netherlands⁵³ used the risk assessment protocol throughout each patient's hospital stay.

Neither trial analyzed its data in a way that correctly made use of the CRT study design, leading to a risk of bias assessment as medium and, consequently, a low (rather than moderate) SOE rating for the benefit of a risk assessment. We identified no eligible studies assessing the harms of such an intervention.

Table F. Summary of findings with strength of evidence grades: Comparative benefits of two strategies for preventing aggressive behavior^a (KQ 1a)

Intervention and Comparison/ Study Design	Primary Outcome of Interest	Outcome N of Patients Analyzed	Strength of Evidence	Supporting Judgment	Findings and Direction of Effect
Risk assessment vs. usual care/CRT	Change in aggressive behavior	Aggressive incidents 170 during baseline period, 458 during intervention period	Low	Medium risk of bias, consistency unknown—single study, direct, precise	Significant 68% RR reduction with risk assessment vs. usual care, p<0.0001 reported; failure to control for intraclass correlations weakens the finding. ⁵³
		Rate of severe aggressive incidents 973 post-intervention	Low	Medium risk of bias, consistency unknown—single study, direct, precise	Significantly lower risk with structured risk assessment: (RR, 0.59; 95% CI, 0.41 to 0.83); p<0.001 reported; failure to control for intraclass correlations weakens the finding. Decrease achieved since baseline with risk assessment (-41%) vs. usual care (-15%), no statistical testing reported. ⁴⁴
	Change in seclusion or restraint	Change in physical attacks 973 post-intervention	Low	Medium risk of bias, consistency unknown—single study, direct, precise	Significantly greater decrease with risk assessment (-41%) vs. usual care (-7%), p<0.001 reported, failure to control for intraclass correlations weakens the finding. ⁴⁴
		Hours in seclusion 170 during baseline period, 458 during intervention period	Low	Medium risk of bias, consistency unknown—single study, direct, precise	Significant 45% RR reduction with risk assessment vs. usual care, p<0.0001 reported; failure to control for intraclass correlations weakens the finding. ⁵³
	Change in coercive ^b incidents 973 post-intervention	Low	Medium risk of bias, consistency unknown—single study, indirect, precise	Significant decrease from baseline with risk assessment (-27%) vs. compared with usual care (+10%), p<0.001; failure to control for intraclass correlations weakens the finding. ⁴⁴	

^a For KQ 1a, we had no studies of eligible study design for environmental or group psychotherapeutic interventions or multimodal interventions; thus, we could not rate risk of bias.

^b Coercive measures covered a wide range of measures from forced injection of psychotropic medication to seclusion and mechanical restraint.⁴⁴

CI = confidence interval; CRT= cluster randomized trial; KQ = Key Question; N = number; NR = not reported; RR = relative risk; vs. = versus.

The low confidence in these SOE grades (very few low grades; mainly insufficient grades that are not included in these tables because we had no relevant studies) reflect a critical limitation of the reviewed research. The grades call into question both the reproducibility or replicability and the generalizability of results. Subsequent studies, assuming that they are well designed and take statistical issues accurately into account, are likely to affect these findings substantially, although in what direction remains unclear. Future research, with the same

assumptions, may confirm some findings but provide more information that might lead to higher SOE grades.

Findings in Relationship to What Is Already Known

This limited body of evidence is consistent with prior findings. Earlier reviews emphasized the lack of high-quality and effective intervention studies to prevent the development of aggressive behavior in acute care settings.^{10,13,73,74} The absence of relevant literature has been similarly reported for patients with actively aggressive behavior, whether alternative strategies were being compared with seclusion and restraints^{10,13} or whether alternatives to seclusion and restraints were being compared with each other.^{10,11,13,73} The lack of literature relevant to comparative harms of these interventions has also been identified.⁷⁵ Our review updates and confirms these findings, although we do include potentially relevant pharmacologic interventions that had not been reported before.

What our review adds is the finding that a general application to all individuals on inpatient psychiatric units (i.e., not just to those who are actively aggressive) of a strategy that involves a risk assessment component may decrease subsequent *aggressive* behavior. Earlier reviews of risk assessments assessed whether they could decrease *agitation*, which is often considered a lower-level precursor to aggression. However, both the CRTs that evaluated the effectiveness of risk assessment had data analytic limitations related to using a cluster randomized design. Specifically, investigators had not analyzed their data so as to account appropriately for the clustered nature of the data; this drawback likely affected each trial's results (e.g., increased the risk of a type I error). Finally, our results can be considered in the context of prior research about the impact of risk assessment practices on patients' agitation.²⁵ Specifically, we identified a potential relationship between using risk assessment and lower aggression in acute care settings (albeit with the statistical limitations we noted); earlier research had found that using risk assessment is associated with reduced agitation.

Applicability

The scope of our review encompassed adults with a diagnosed psychiatric disorder, including delirium, in an acute care hospital setting and adults with severe psychiatric symptomatology in an emergency department setting. In addition, we included studies of patients for whom attempts were made to prevent aggressive behavior or to de-escalate that behavior if they became actively aggressive. This focus on acute care settings (rather than psychiatric hospitals, which can involve both acute and longer-term lengths of stay) prevented inclusion of the few otherwise eligible studies that addressed the use of the Six Core Strategies,²⁴ a key strategy in widespread use in psychiatric units worldwide. For example, some evidence of psychiatric hospitals with longer stays (i.e., months to years) suggests benefit of multimodal interventions.⁷⁶ We did not include this information because the setting was not an acute one. Indeed, we were surprised that no eligible trials tested application of the Six Core Strategies for decreasing aggressive behavior, given its influence on practices both in the United States and internationally.⁷⁷⁻⁷⁹

The populations and settings in the included studies were relevant to those we were targeting. Mean ages generally ranged from 38 to 40 years. Studies varied widely in the percentages of patients who were male or female. We found little information on other sociodemographic characteristics of patients.

Interventions were in line with clinical practice in acute care units. However, the specifics of how investigators implemented their interventions were not always clear; hence, how to

reproduce or replicate them is also uncertain. This point is especially relevant to the multimodal protocols, where varying fidelity to multiple components made it difficult to attribute benefits to specific components.

Studies generally compared interventions with usual care. Usual-care practices appeared to be consistent with standard practice on psychiatric and medical units. The only studies directly comparing alternative strategies with each other involved medication protocols. Only one study compared an alternative strategy (first choice involuntary medication) directly with seclusion (considered usual care in that country).

Outcomes measured were quite diverse; this fact precluded any kind of quantitative synthesis of data. For example, changes in any aggressive incidents versus changes in severe aggressive incidents were not regarded as combinable outcomes. Also, most studies reported short-term, but not long-term, outcomes. One study reported long-term outcomes such as quality of life, patient experience, and subsequent aggressive behavior. Two studies reported on use of services and economic outcomes.

Nineteen studies addressed individuals on an acute care psychiatric unit (rather than a medical or emergency department setting). Approximately half of the studies were conducted in the United States. However, of the 11 eligible studies, only 4 were from U.S. settings (1 high risk of bias CRT in inpatient psychiatric settings,⁶⁹ 1 high risk of bias retrospective cohort study addressing delirium in an intensive care unit,⁵¹ and 1 high risk of bias RCT⁶⁸ and 1 low risk of bias RCT⁶⁴ both addressing aggression in an emergency department). Indeed, 5 of the eligible studies involving inpatient psychiatric settings were conducted in countries other than the United States. The 2 studies forming the basis for the single low SOE intervention, risk assessment,^{44,53} were both conducted outside the United States. How substantially clinical practice in sites outside the United States differs from current U.S. practice is not clear. This finding implies that the applicability of findings from outside the United States may be questioned.

Implications for Clinical and Policy Decisionmaking

The paucity of evidence means that most of our implications are for future research rather than clinical or policy judgments. The handful of findings that we graded as low SOE may provide some implications for clinical practice or policy judgments.

In particular, a limited number of risk assessment interventions subsequently led to less aggressive behavior (low SOE) and reduced the subsequent use of seclusion and restraints (low SOE). These findings suggest the need for clinicians to consider carefully the role of these strategies as interventions on psychiatric inpatient units. Specifically, acute care practitioners and administrative staff will need to balance the low SOE with the reality that violence is a pressing (indeed growing) concern and poses significant disruptions to quality of care in such settings. The questions that may arise, for example, include: Is the limited evidence currently available sufficient for evaluating effectiveness? Should implementation decisions be delayed until more evidence becomes available? What is the role of quality measures, designed to create incentives to improve the quality of care, when the evidence base for those measures is unclear?

As to the last question, we are unaware of any ongoing trials that will add to the current sparse body of evidence regarding the benefits of risk assessment protocols. Furthermore, we cannot comment on potential harms or costs associated with implementing risk assessment protocols. Indeed, with no eligible data from U.S. inpatient psychiatric settings, determining how these interventions might be applied in this country and what modifications might be necessary are key next steps.

Research Recommendations

Major evidence gaps exist in this increasingly worrisome clinical arena; they point to important next steps for research in preventing and de-escalating aggressive behavior in acute care settings. The SOE grades informing decisionmaking in this area are minimal. A major void is well-designed, adequately powered, properly analyzed comparative trials that address questions of prevention and de-escalation. The validity of findings from the three reasonably well-designed CRTs was severely limited by analyses that did not properly control for the clustered nature of the data. We applaud the efforts to conduct comparative trials, but this evidence base does not convincingly show the efficacy of most of these strategies; that fact complicates the design of strong comparative studies and reflects a gap that may need to be addressed first.

Head-to-head trials that move beyond a usual-care comparator to examine various interventions against each other are needed to guide decisionmaking. The critical element is identifying the “right” interventions to compare, to make the most efficient use of research time and funding on this topic. More evidence that can speak to differential effectiveness of various interventions would allow clinicians and administrators to balance effectiveness with implementation and resource costs.

Investigators leading trials in the future must clearly describe their interventions. Only in this way can other research teams sensibly try to reproduce or replicate such studies and help confirm which components of the interventions may be the most (or least) effective. Risk assessment strategies, which have some evidence for preventing aggressive behavior, need to be described in more detail to enable them to be compared with each other and allow variations within these approaches to be compared.

Currently, clinicians and investigators do not know the accuracy of risk assessment tools. These are necessary to identify patients at high risk of aggressive behavior and, hence, to develop an effective plan to manage potential or real aggressive behavior. For that reason, more work on documenting the measurement properties of these tools is needed.

All future trials must report on consistently defined and clinically meaningful outcomes, both short term and long term. Selection of these outcomes needs to be informed by key stakeholders, including patients. Crucial short-term outcomes include reliable and valid measures of aggressive behavior and of seclusion and restraint actions. Using well-established, reliable, and valid assessments of aggression that can be harmonized across studies (and, ideally, countries) is crucial, as well, for future systematic reviews on these topics. In addition, research teams should increase adherence to the Consolidated Standards of Reporting Trials (CONSORT) statement⁸⁰ regarding the reporting of clinical trials (including CRTs).

Key long-term outcomes must involve more patient-centered outcomes, including, for instance, quality of life or other patient-reported outcomes. Patient perspectives of harms, including treatment preferences, are largely missing from the literature in acute care settings, and this gap should be remedied. Measures of the use of health services are important, as are cost implications and data. Investigators should incorporate implementation factors, such as acceptability, feasibility, and sustainability, into their designs for intervention research in acute care settings.

Available acute care data are almost entirely from inpatient psychiatric settings and from settings outside the United States. In the latter case, standard practices, patient populations, insurance coverage, costs, and various other variables may differ, perhaps considerably. Future well-designed studies of inpatient psychiatric settings need to be conducted in U.S. settings. In

addition, informative data must be collected from acute care medical and surgical units and from emergency department settings.

Finally, we had no useful data on modifiers of treatment effectiveness. Thus, future studies (including comparative trials) need to assess how variables such as age and other sociodemographic or economic factors, specific diagnosis (and perhaps coexisting conditions), and specific treatment components modify or mediate the effects of the interventions studied. Consideration of effect modifiers must be powered appropriately, although we acknowledge that in this clinical area, achieving adequate sample sizes for comparative trials of these types of interventions (perhaps apart from medication protocols) may prove challenging.

Conclusions

Given the ethical imperative for treating all patients with dignity, the clinical mandate of finding evidence-based solutions to these mental health challenges, and the legal liability associated with failure to assess and manage violence risk across the treatment continuum, the need for evidence to guide clinical and policy decisionmaking for de-escalating aggressive behavior is critical. This point is particularly true of acute care settings for at least two reasons: comprehensive clinical and violence risk information may not always be readily available in such institutions, and patient management must be balanced against staffing and treatment limitations unique to each individual setting.

The current evidence base leaves clinicians, administrators, policymakers, and patients without clear guidance on how to best prevent and de-escalate aggressive behaviors in acute care settings. Only risk assessment had any reasonable evidence that they can decrease aggression and reduce seclusion and restraint; however, the strength of that evidence was, at best, low. Evidence for de-escalating aggressive behavior is even more limited. More research is needed to guide clinicians, administrators, and policymakers on how to best prevent and de-escalate aggressive behavior in acute care settings.

References

1. Morrison EF. Violent psychiatric inpatients in a public hospital. *Sch Inq Nurs Pract*. 1990 Spring;4(1):65-82; discussion 3-6. PMID: 2326569.
2. National Association of State Mental Health Program Directors. National Virginia Mental Health Institute, Department of Nursing Services, Policies and Procedures. Seclusion or Restraint. Alexandria, VA; 2008
http://www.nasmhpd.org/sites/default/files/1_2_B_VA_NMHI_SRPolicies.pdf. Accessed 19 January 2015.
3. U.S. Department of Health and Human Services, Health Care Financing Administration. Medicare and Medicaid Programs: Conditions of Participation: Patients' Rights. Interim Final Rule, 42 CFR 482. Fed Regist. 1999;64:36069-89.
4. Joint Commission on Accreditation of Healthcare Organizations. Comprehensive Accreditation Manual for Hospitals: The Official Handbook. Oakbrook Terrace, IL: Joint Commission Resources; 2000.
5. Centers for Medicare & Medicaid Services. State Operations Manual. Department of Health and Human Services; 2008.
<https://www.cms.gov/Regulations-and-Guidance/Guidance/Transmittals/downloads/R37SOMA.pdf>.
6. DeLacy L, Edner B, Hart C, et al. Learning from Each Other: Success Stories and Ideas for Reducing Restraint/Seclusion in Behavioral Health. American Psychiatric Association, American Psychiatric Nurses Association, National Association of Psychiatric Health Systems, and American Hospital Association Section for Psychiatric and Substance Abuse Services; 2003
http://c.ymcdn.com/sites/www.copaa.org/resource/collection/662B1866-952D-41FA-B7F3-D3CF68639918/Learning_from_each_other_-_reducing_restraint.pdf. Accessed 19 January 2015.
7. Janssen WA, van de Sande R, Noorthoorn EO, et al. Methodological issues in monitoring the use of coercive measures. *Int J Law Psychiatry*. 2011 Nov-Dec;34(6):429-38. PMID: 22079087.
8. Cornaggia CM, Beghi M, Pavone F, et al. Aggression in psychiatry wards: a systematic review. *Psychiatry Res*. 2011 Aug 30;189(1):10-20. PMID: 21236497.
9. Bowers L, Stewart D, Papadopoulos C, et al. Inpatient violence and aggression: a literature review. Report from the Conflict and Containment Reduction Research Programme. Section of Mental Health Nursing Health Service and Population Research Institute of Psychiatry Kings College London: Institute of Psychiatry, Kings College London; May 2011.
<http://www.kcl.ac.uk/ioppn/depts/hspr/research/ciemh/mhn/projects/litreview/litrevagg.pdf>.
10. Sailas E, Fenton M. Seclusion and restraint for people with serious mental illnesses. *Cochrane Database Syst Rev*. 2000;2(2):CD001163. PMID: 10796606.
11. Steinert T, Lepping P, Bernhardsgrutter R, et al. Incidence of seclusion and restraint in psychiatric hospitals: a literature review and survey of international trends. *Soc Psychiatry Psychiatr Epidemiol*. 2010 Sep;45(9):889-97. PMID: 19727530.
12. Bowers L, van der Werf B, Vokkolainen A, et al. International variation in containment measures for disturbed psychiatric inpatients: a comparative questionnaire survey. *Int J Nurs Stud*. 2007 Mar;44(3):357-64. PMID: 16524581.
13. Muralidharan S, Fenton M. Containment strategies for people with serious mental illness. *Cochrane Database Syst Rev*. 2006(3):CD002084. Epub: 2006/07/21. PMID: 16855984.

14. Batscha C, O'Reilly C, Allen D. Position Statement: The Use of Seclusion and Restraint. 2014 APNA Institute for Safe Environments Workgroup to Seclusion & Restraint Position Paper 2014.
15. International Society of Psychiatric-Mental Health Nurses. ISPN position statement on the use of restraint and seclusion. *J Child Adolesc Psychiatr Nurs*. 2001 Jul-Sep;14(3):100, 2. Epub: 2002/01/30. PMID: 11814075.
16. National Alliance on Mental Illness. National Alliance on Mental Illness's (NAMI) Position on Seclusion and Restraints. Arlington, VA: National Alliance on Mental Illness; 2015
<https://www.nami.org/NAMI/media/NAMI-Media/downloads/Public-Policy-Platform-11th-ed-2016.pdf>. Accessed 13 May 2015.
17. Richmond JS, Berlin JS, Fishkind AB, et al. Verbal de-escalation of the agitated patient: consensus statement of the American Association for Emergency Psychiatry Project BETA de-escalation workgroup. *West J Emerg Med*. 2012 Feb;13(1):17-25. PMID: 22461917.
18. American Hospital Association and National Association of Psychiatric Health Systems. Guiding Principles on Restraint and Seclusion for Behavioral Health Services. Washington, DC: National Association of Psychiatric Health Systems; 1999
<https://www.naphs.org/resources/home.aspx?product-tab=1>. Accessed 13 May 2015.
19. Huckshorn KA. Re-designing state mental health policy to prevent the use of seclusion and restraint. *Adm Policy Ment Health*. 2006 Jul;33(4):482-91. Epub: 2005/10/26. PMID: 16244812.
20. Mental Health: Improper Restraint or Seclusion Use Places People at Risk. United States General Accounting Office Report to Congressional Requesters. GAO/HEHS-99-176. 1999.
<http://www.gao.gov/archive/1999/he99176.pdf>.
21. Metzner JL, Tardiff K, Lion J, et al. Resource document on the use of restraint and seclusion in correctional mental health care. *J Am Acad Psychiatry Law*. 2007;35:417-25.
22. Curie CG. SAMHSA's commitment to eliminating the use of seclusion and restraint. *Psychiatr Serv*. 2005 Sep;56(9):1139-40. PMID: 16148330.
23. Donat DC. An analysis of successful efforts to reduce the use of seclusion and restraint at a public psychiatric hospital. *Psychiatr Serv*. 2003 Aug;54(8):1119-23. PMID: 12883139.
24. Huckshorn KA. Six Core Strategies for Reducing Seclusion and Restraint Use. Alexandria, VA: National Association of State Mental Health Program Directors; 2006
<http://www.nasmhpd.org/sites/default/files/Consolidated%20Six%20Core%20Strategies%20Document.pdf>. Accessed 18 May 2016.
25. Zeller SL, Rhoades RW. Systematic reviews of assessment measures and pharmacologic treatments for agitation. *Clin Ther*. 2010 Mar;32(3):403-25. PMID: 20399981.
26. Champagne T, Stromberg N. Sensory approaches in inpatient psychiatric settings: innovative alternatives to seclusion and restraint. *J Psychosoc Nurs Ment Health Serv*. 2004 Sep;42(9):34-44. Epub: 2004/10/21. PMID: 15493494.
27. Ashcraft L, Anthony W. Eliminating seclusion and restraint in recovery-oriented crisis services. *Psychiatr Serv*. 2008 Oct;59(10):1198-202. Epub: 2008/10/04. PMID: 18832507.
28. Ashcraft L, Anthony WA. Crisis services in the 'living room'. *Behavioral Healthcare*. 2006 Jul;26(7):12-, 4. PMID: 228068997; 16915881.
29. Loucks J, Rutledge DN, Hatch B, et al. Rapid response team for behavioral emergencies. *J Am Psychiatr Nurses Assoc*. 2010 Mar;16(2):93-100. PMID: 21659266.

30. Smith GM, Ashbridge DM, Davis RH, et al. Correlation between reduction of seclusion and restraint and assaults by patients in Pennsylvania's state hospitals. *Psychiatr Serv.* 2015 Mar 1;66(3):303-9. Epub: 2015/03/03. PMID: 25727119.
31. American Psychiatric Association. *Diagnostic and Statistical Manual of Mental Disorders (3rd edition, revised; DSM-III-R)*. Washington, DC: American Psychiatric Association; 1987.
32. American Psychiatric Association. *Diagnostic and Statistical Manual of Mental Disorders (4th Edition; DSM-IV)*. Washington, DC: American Psychiatric Association; 1994.
33. American Psychiatric Association. *Diagnostic and Statistical Manual of Mental Disorders (5th edition; DSM-5)*. Washington, DC: American Psychiatric Association; 2013.
34. Kovich LA. Request For Proposals: For the development of psychiatric involuntary inpatient beds as an alternative to state hospitalization. New Jersey, US: New Jersey State Division of Mental Health and Addiction Services; 2012. <http://www.state.nj.us/humanservices/providers/grants/rfprfi/RFPfiles/RFPExtendedAcuteCareBeds2012.pdf>.
35. Agency for Healthcare Research and Quality. *Methods Guide for Effectiveness and Comparative Effectiveness Reviews*. AHRQ Publication No. 10(14)-EHC063-EF. Rockville, MD: Agency for Healthcare Research and Quality; January 2014. Chapters available at <http://effectivehealthcare.ahrq.gov/index.cfm/search-for-guides-reviews-and-reports/?pageaction=displayproduct&productid=318>
36. Viswanathan M, Ansari MT, Berkman ND, et al. Assessing the Risk of Bias of Individual Studies in Systematic Reviews of Health Care Interventions. AHRQ Publication No. 12-EHC047-EF. Rockville, MD: Agency for Healthcare Research and Quality *Methods Guide for Comparative Effectiveness Reviews*; March 2012. www.effectivehealthcare.ahrq.gov/
37. Higgins JP, Altman DG, Gotzsche PC, et al. The Cochrane Collaboration's tool for assessing risk of bias in randomised trials. *BMJ.* 2011;343:d5928. Epub: 2011/10/20. PMID: 22008217.
38. Viswanathan M, Berkman ND. Development of the RTI item bank on risk of bias and precision of observational studies. *J Clin Epidemiol.* 2012 Feb;65(2):163-78. Epub: 2011/10/01. PMID: 21959223.
39. Gartlehner G, Gaynes BN, Amick HR, et al. Nonpharmacological Versus Pharmacological Treatments for Adult Patients with Major Depressive Disorder. *Comparative Effectiveness Review No. 161*. (Prepared by the RTI-UNC Evidence-based Practice Center under Contract No. 290-2012-00008i) AHRQ Publication No. 15(16)-EHC031-EF. Rockville, MD: Agency for Healthcare Research and Quality; December 2015. <http://www.effectivehealthcare.ahrq.gov/reports/final.cfm>
40. West SL, Gartlehner G, Mansfield AJ, et al. *Comparative Effectiveness Review Methods: Clinical Heterogeneity*. *Methods Research Paper AHRQ Publication No. 10-EHC070-EF*. Rockville MD: Agency for Healthcare Research and Quality; September 2010. <http://effectivehealthcare.ahrq.gov/> PMID: 21433337.
41. Berkman ND, Lohr KN, Ansari MT, et al. Grading the strength of a body of evidence when assessing health care interventions: an EPC update. *J Clin Epidemiol.* 2014 Dec 20. Epub: 2015/02/28. PMID: 25721570.
42. Thapa PB, Palmer SL, Owen RR, et al. PRN (as-needed) orders and exposure of psychiatric inpatients to unnecessary psychotropic medications. *Psychiatr Serv.* 2003 Sep;54(9):1282-6. PMID: 12954947.
43. Isbister GK, Calver LA, Page CB, et al. Randomized controlled trial of intramuscular droperidol versus midazolam for violence and acute behavioral disturbance: the DORM study. *Ann Emerg Med.* 2010 Oct;56(4):392-401 e1. Epub: 2010/09/28. PMID: 20868907.

44. Abderhalden C, Needham I, Dassen T, et al. Structured risk assessment and violence in acute psychiatric wards: randomised controlled trial. *Br J Psychiatry*. 2008 Jul;193(1):44-50. Epub: 2008/08/14. PMID: 18700217.
45. Hellerstein DJ, Staub AB, Lequesne E. Decreasing the use of restraint and seclusion among psychiatric inpatients. *J Psychiatr Pract*. 2007 Sep;13(5):308-17. Epub: 2007/09/25. PMID: 17890979.
46. Vaaler AE, Morken G, Flovig JC, et al. Effects of a psychiatric intensive care unit in an acute psychiatric department. *Nord J Psychiatry*. 2006;60(2):144-9. Epub: 2006/04/26. PMID: 16635934.
47. Vaaler AE, Iversen VC, Morken G, et al. Short-term prediction of threatening and violent behaviour in an acute psychiatric intensive care unit based on patient and environment characteristics. *BMC Psychiatry*. 2011;11:44. Epub: 2011/03/23. PMID: 21418581.
48. Dorevitch A, Katz N, Zemishlany Z, et al. Intramuscular flunitrazepam versus intramuscular haloperidol in the emergency treatment of aggressive psychotic behavior. *Am J Psychiatry*. 1999 Jan;156(1):142-4. Epub: 1999/01/19. PMID: 9892313.
49. Melson J, Kane M, Mooney R, et al. Improving alcohol withdrawal outcomes in acute care. *Perm J*. 2014 Spring;18(2):e141-5. Epub: 2014/05/29. PMID: 24867561.
50. Chang NA, Grant PM, Luther L, et al. Effects of a recovery-oriented cognitive therapy training program on inpatient staff attitudes and incidents of seclusion and restraint. *Community Ment Health J*. 2014 May;50(4):415-21. Epub: 2013/12/18. PMID: 24337473.
51. Michaud CJ, Thomas WL, McAllen KJ. Early pharmacological treatment of delirium may reduce physical restraint use: a retrospective study. *Ann Pharmacother*. 2014 Mar;48(3):328-34. Epub: 2013/11/22. PMID: 24259659.
52. Georgieva I, Mulder CL, Noorthoorn E. Reducing seclusion through involuntary medication: a randomized clinical trial. *Psychiatry Res*. 2013 Jan 30;205(1-2):48-53. Epub: 2012/09/07. PMID: 22951334.
53. van de Sande R, Nijman HL, Noorthoorn EO, et al. Aggression and seclusion on acute psychiatric wards: effect of short-term risk assessment. *Br J Psychiatry*. 2011 Dec;199(6):473-8. Epub: 2011/10/22. PMID: 22016437.
54. Emmerson B, Fawcett L, Ward W, et al. Contemporary management of aggression in an inner city mental health service. *Australas Psychiatry*. 2007 Apr;15(2):115-9. Epub: 2007/04/28. PMID: 17464653.
55. Pollard R, Yanasak EV, Rogers SA, et al. Organizational and unit factors contributing to reduction in the use of seclusion and restraint procedures on an acute psychiatric inpatient unit. *Psychiatr Q*. 2007 Mar;78(1):73-81. Epub: 2006/11/15. PMID: 17102932.
56. Bowers L, Brennan G, Flood C, et al. Preliminary outcomes of a trial to reduce conflict and containment on acute psychiatric wards: City Nurses. *J Psychiatr Ment Health Nurs*. 2006 Apr;13(2):165-72. Epub: 2006/04/13. PMID: 16608471.
57. Khadivi AN, Patel RC, Atkinson AR, et al. Association between seclusion and restraint and patient-related violence. *Psychiatr Serv*. 2004 Nov;55(11):1311-2. Epub: 2004/11/10. PMID: 15534024.
58. Jonikas JA, Cook JA, Rosen C, et al. A program to reduce use of physical restraint in psychiatric inpatient facilities. *Psychiatr Serv*. 2004 Jul;55(7):818-20. Epub: 2004/07/03. PMID: 15232023.
59. D'Orio BM, Purselle D, Stevens D, et al. Reduction of episodes of seclusion and restraint in a psychiatric emergency service. *Psychiatr Serv*. 2004 May;55(5):581-3. Epub: 2004/05/07. PMID: 15128969.

60. Currier GW, Farley-Toombs C. Datapoints: use of restraint before and after implementation of the new HCFA rules. *Psychiatr Serv.* 2002 Feb;53(2):138. Epub: 2002/02/01. PMID: 11821540.
61. Canatsey K, Roper JM. Removal from stimuli for crisis intervention: using least restrictive methods to improve the quality of patient care. *Issues Ment Health Nurs.* 1997 Jan-Feb;18(1):35-44. PMID: 9052099.
62. Bowers L, Nijman H, Allan T, et al. Prevention and management of aggression training and violent incidents on U.K. acute psychiatric wards. *Psychiatr Serv.* 2006 Jul;57(7):1022-6. PMID: 16816288.
63. Laker C, Gray R, Flach C. Case study evaluating the impact of de-escalation and physical intervention training. *J Psychiatr Ment Health Nurs.* 2010 Apr;17(3):222-8. PMID: 20465771.
64. Bieniek SA, Ownby RL, Penalver A, et al. A double-blind study of lorazepam versus the combination of haloperidol and lorazepam in managing agitation. *Pharmacotherapy.* 1998 Jan-Feb;18(1):57-62. PMID: 9469682.
65. Villari V, Rocca P, Fonzo V, et al. Oral risperidone, olanzapine and quetiapine versus haloperidol in psychotic agitation. *Prog Neuropsychopharmacol Biol Psychiatry.* 2008 Feb 15;32(2):405-13. PMID: 17900775.
66. Forster PL, Cavness C, Phelps MA. Staff training decreases use of seclusion and restraint in an acute psychiatric hospital. *Arch Psychiatr Nurs.* 1999 Oct;13(5):269-71. Epub: 1999/11/24. PMID: 10565060.
67. Bowers L, Flood C, Brennan G, et al. A replication study of the City Nurse intervention: reducing conflict and containment on three acute psychiatric wards. *J Psychiatr Ment Health Nurs.* 2008 Nov;15(9):737-42. PMID: 18844799.
68. Richards JR, Derlet RW, Duncan DR. Chemical restraint for the agitated patient in the emergency department: lorazepam versus droperidol. *J Emerg Med.* 1998 Jul-Aug;16(4):567-73. PMID: 9696171.
69. Smoot SL, Gonzales JL. Cost-effective communication skills training for state hospital employees. *Psychiatr Serv.* 1995 Aug;46(8):819-22. PMID: 7583484.
70. Veltro F, Falloon I, Vendittelli N, et al. Effectiveness of cognitive-behavioural group therapy for inpatients. *Clin Pract Epidemiol Ment Health.* 2006;2:16. PMID: 16859548.
71. Veltro F, Vendittelli N, Oricchio I, et al. Effectiveness and efficiency of cognitive-behavioral group therapy for inpatients: 4-year follow-up study. *J Psychiatr Pract.* 2008 Sep;14(5):281-8. Epub: 2008/10/04. PMID: 18832959.
72. Wilhelm S, Schacht A, Wagner T. Use of antipsychotics and benzodiazepines in patients with psychiatric emergencies: results of an observational trial. *BMC Psychiatry.* 2008;8:61. Epub: 2008/07/24. PMID: 18647402.
73. Bak J, Brandt-Christensen M, Sestoft DM, et al. Mechanical restraint--which interventions prevent episodes of mechanical restraint?- a systematic review. *Perspect Psychiatr Care.* 2012 Apr;48(2):83-94. Epub: 2011/10/05. PMID: 21967236.
74. Hermanstynne KA, Mangurian C. Behavioral strategies to mitigate violent behavior among inpatients: a literature review. *Psychiatr Serv.* 2015 May 1;66(5):557-8. Epub: 2015/05/02. PMID: 25930227.
75. Nelstrop L, Chandler-Oatts J, Bingley W, et al. A systematic review of the safety and effectiveness of restraint and seclusion as interventions for the short-term management of violence in adult psychiatric inpatient settings and emergency departments. *Worldviews Evid Based Nurs.* 2006;3(1):8-18. PMID: 17040518.
76. Putkonen A, Kuivalainen S, Louheranta O, et al. Cluster-randomized controlled trial of reducing seclusion and restraint in secured care of men with schizophrenia. *Psychiatr Serv.* 2013 Sep 1;64(9):850-5. Epub: 2013/06/19. PMID: 23771480.

77. National Registry of Evidenced-Based Programs and Practices. Six Core Strategies© to prevent conflict and violence: Reducing the use of seclusion and restraint. Washington, DC: U.S. Department of Health and Human Services, Substance Abuse and Mental Health Services Administration; 2012
<http://legacy.nreppadmin.net/ViewIntervention.aspx?id=278>. Accessed 3 October 2016.
78. American Psychiatric Nurses Association. APNA Position Statement on the Use of Seclusion and Restraint. (Original, 2000; Revised, 2007; Revised, 2014). Falls Church, VA: American Psychiatric Nurses Association; 2014
<http://www.apna.org/i4a/pages/index.cfm?pageid=3728#sthash.qeeOHEkL.dpuf>
<http://www.apna.org/i4a/pages/index.cfm?pageid=3728>. Accessed 3 October 2016.
79. LeBel JL, Duxbury JA, Putkonen A, et al. Multinational experiences in reducing and preventing the use of restraint and seclusion. *J Psychosoc Nurs Ment Health Serv*. 2014 Nov;52(11):22-9. PMID: 25310674.
80. Moher D, Hopewell S, Schulz KF, et al. CONSORT 2010 explanation and elaboration: updated guidelines for reporting parallel group randomised trials. *Int J Surg*. 2012;10(1):28-55. PMID: 22036893.

Introduction

Background

Aggressive Behavior

Aggressive behavior connotes using actual physical violence toward self, others, or property or making specific imminent verbal threats.¹ In health care setting, approaches for actively aggressive patients have historically involved using either seclusion (involuntary placement of a patient in a locked room or area from which the patient is not allowed to leave) or restraints (involuntary administration of mechanical, pharmacologic, or physical interventions, which is seen as more restrictive than seclusion); these practices continue today.^{2,3} Since the late 1990s, the Centers for Medicaid & Medicare Services (CMS, formerly the Health Care Financing Administration [HCFA]³) and the Joint Commission⁴ (an accrediting body that evaluates health care organizations with performance standards) have required that seclusion and restraints must be used only for a behavior that “jeopardizes the immediate physical safety of the patient, a staff member, or others”⁵ (including other patients) and when less restrictive measures have failed. Despite practice guidelines advocating limitations of seclusion or restraints as much as possible,⁶ data in the United States and Europe show that 10 percent to 30 percent of patients (adolescents, adults and to elderly) admitted to acute psychiatric units receive these interventions.⁷⁻⁹

Deciding to use seclusion or restraints raises several significant clinical or policy issues. First is how to best balance the benefits and risks of seclusion or restraints with those of various alternatives to those practices.⁷ Benefits of seclusion and restraints can include reduced physical risk to the patient, other patients, and staff; quick reduction of aggressive behaviors; and increased likelihood of receiving effective treatment for the psychiatric disorder (if the aggression is preventing proper treatment). Potential harms to patients include increased physical harm to the patient, such as severe and even fatal side effects,¹⁰ with estimates of 50 to 150 seclusion- or restraint-related deaths annually.¹¹ Others may face the risk of various harms as well: e.g., other patients or even staff may experience assault. Yet other possible harms may involve punishment (perceived or real) of patients; loss of dignity; re-traumatization of patients; new traumatic effects of such coercion; and future aversion to returning to the hospital even if a patient is in great need (e.g., is suicidal).

Second, whether an evidence base even exists to support using seclusion or restraints is debatable.^{7,12-15} Third, usual care (often represented in comparative studies as whatever was done before a new intervention was tried) varies substantially. Given the considerable potential harms and the availability of alternative strategies (briefly described below), most guidelines and standards from regulatory agencies and accrediting bodies now recommend using seclusion and restraints only as a last resort.¹⁶⁻²⁴

Finally, using seclusion and restraints is closely followed as a quality-of-care measure, particularly for psychiatric patients in hospital settings.²⁵ Various organizations have defined quality care as the lowest possible use of seclusion and restraint, making it important to understand what evidence base exists in support of this definition.²⁶ The Joint Commission collects publically available, comparative data on patient hours of seclusion and restraints for acute care hospitals that offer hospital-based inpatient psychiatric services (HBIPS-2, HBIPS-3); it also includes time in seclusion or in restraints as part of its inpatient psychiatric services core

measure for accreditation.²⁷ In 2010, the organization reported more than 200 deaths related to seclusion or restraints over a prior 5-year period.²⁸

In addition, some state psychiatric hospital systems have undertaken comprehensive efforts to reduce use of seclusion and restraints and collected data on their progress. For example, in Pennsylvania from 1990 to 2000, rates of seclusion decreased from 4.2 to 0.3 episodes per 1,000 patient days, and rates of restraints decreased from 3.5 to 1.2.²⁹ The authors cited many factors contributing to the change, including advocacy, policy change, staffing ratios, response teams, and second-generation antipsychotics. The federal government also gives this issue high priority—the Substance Abuse and Mental Health Services Administration, for one, makes consistent and active efforts to reduce and ultimately abolish the use of seclusion and restraints.^{30,31}

Treatment Strategies

Much interest now focuses on using alternatives to seclusion and restraints. These strategies can address preventing aggressive behavior or reducing aggressive behavior once it has already developed (or both). Most of these alternatives are strongly influenced by the National Association of State Mental Health Program Directors' Six Core Strategies.³² These principles are (1) leadership toward organization change, (2) use of data to inform change, (3) workforce development (strongly influenced by the principles of trauma-informed care),³³ (4) use of seclusion and restraint prevention tools, (5) consumer roles in inpatient settings, and (6) debriefing techniques. Such approaches appear to be comprehensive, noninvasive, and low risk; they offer promising results.³⁴

These Six Core Strategies ultimately aim to forestall or at least decrease aggressive behavior. Strategies to prevent aggressive behavior can involve general, multicomponent strategies (applied to a whole group, usually via policy) or specific strategies (applied to specific individuals who are at especially high risk of becoming aggressive). Use of these two preventive approaches can overlap; specific strategies may also be applied as a general approach on a unit-wide basis. Other approaches aim to de-escalate or manage aggressive behavior once it has already developed.

Preventing aggressive behavior (general strategies): The vast majority of patients who are admitted to an acute care health setting because of a psychiatric illness or are being treated in an emergency department because of severe psychiatric symptomatology are at some increased risk of aggression relative to the general population. Preventive strategies to reduce the likelihood that such patients might become acutely aggressive focus on providing a calm environment in which aggression is less likely to develop.

Such approaches tend to focus on entire care units. They include the following: risk assessment, milieu-based changes such as sensory rooms, which provide a calm and supportive environment for patients;³⁵ staffing changes, such as increased staff-to-patient ratios;¹⁹ specific staff training programs;³⁶ and peer-based interventions.³⁷ For example, one program introduced a 12-hour staff training program focused on previously identified barriers to reducing the use of seclusion or restraints.³⁶ These barriers for the staff included fear, prejudices, hopelessness, and negative attitudes. The focus of the peer-based intervention was to build trust and confidence in the patient and engage the patient on a mutual level.³⁷ The strengths of such approaches are that they are collaborative and pose only a low risk to patients and staff.³⁸ They also can help address the risk in groups that are harder to identify as being at risk of acute aggression—those who isolate themselves and withdraw from the unit environment (milieu).³⁹

Preventing aggressive behavior (specific strategies): Agitation, commonly although not always, precedes aggression. Thus, specific strategies to prevent aggression often try to intercede at the point of agitation. If a patient becomes agitated (reflected in behaviors such as pacing, yelling, or making verbal threats or threatening gestures toward others), the patient is generally thought to be at increased risk of aggressive behavior, including physical violence. For agitated patients, the goal of an intervention is to decrease that agitation to prevent aggressive behavior.

Early agitation often resolves with supportive (often referred to as nonconfrontational) language and other verbal de-escalation techniques to help diffuse the interpersonal interaction. The use of restrictive interventions, such as restraints, at this early stage may only further escalate the situation.¹⁹ More serious agitation may require cognitive behavioral techniques aimed at helping the patient manage his or her emotions and distress, so as to regain control of behavior. Such aggression prevention approaches⁴⁰ form the basis of guidelines for managing agitated patients in different settings.⁴¹⁻⁴⁵

Pharmacologic intervention treating the underlying psychiatric illness is also a common specific strategy for preventing aggressive behavior. A case in point might be increasing the dose or adding an as-needed dose of an antipsychotic medication for a patient with a history of aggression and schizophrenia; the aim is to decrease current reactivity and impulsivity and, thereby, reduce the risk for current aggression. When successful, such medication-based steps can help prevent aggression.⁴⁵

Furthermore, recognition of triggers for aggressive behavior can inform prevention strategies by identifying individualized patterns that can be addressed. For example, certain sensory stimuli, such as excessive noise, can trigger aggression in some patients. This problem could theoretically be addressed by offering ear plugs or headphones to those individuals. Similarly, paranoid patients may benefit from having only prepackaged foods on their meal tray to decrease agitation related to concerns about poisoning.

Managing acute aggression: If patients do become actively aggressive (i.e., exhibiting actual physical violence toward property, self, or others, or making specific imminent verbal threats), clinicians can use either seclusion or restraints or alternative strategies. In such cases, alternatives can include Emergency Response Teams; these encompass Behavioral Emergency Response Teams,⁴⁶ Rapid Response Teams,⁴⁶ and Psychiatric Emergency Response Teams.⁴⁷

In addition, clinicians can employ pharmacologic interventions to reduce agitation quickly, rather than more gradually treating the underlying illness. These include, for example, the medication protocols described in the emergency department-focused Project BETA (Best Practices in Evaluation and Treatment of Agitation).⁴⁸ These involve medications approved by the U.S. Food and Drug Administration (FDA) whose indications specifically include use for agitation in adults (olanzapine, ziprasidone, aripiprazole, and inhaled loxapine).⁴⁹⁻⁵² Pharmacologic agents can also include those that do not have formal FDA approval for these specific purposes (e.g., haloperidol, risperidone, and lorazepam).

Scope and Key Questions

Scope of the Review

This small systematic review addresses interventions to prevent or de-escalate aggressive behavior and to reduce the use of seclusion and restraint for aggressive behaviors. Behaviors indicating the potential need for these types of interventions occur in both acute care settings (such as public and private mental hospitals, state mental hospitals, emergency departments,

Veterans Affairs hospitals, and medical or surgical units in general hospitals) and chronic care settings (such as nursing homes and psychiatric residential treatment facilities).²⁴ Although psychotic disorders account for 44 percent of individuals requiring seclusion or restraint (or both), multiple psychiatric diagnoses, including substance misuse and delirium, are associated with aggression in health care settings.^{24,47,53} In addition, in some acute care settings (e.g., the emergency department) the psychiatric diagnosis may not yet be clear or patients may not have been formally diagnosed; treatment decisions are then often based on the presence of psychiatric symptoms including aggressive behaviors.

Although dementia is frequently associated with aggression and the use of seclusion and restraints,⁵⁴ individuals with dementia are often managed in chronic care settings; a separate report is covering this evidence.⁵⁵ Thus, our review focuses on adults in acute care settings. We include in the review studies of inpatients with any psychiatric diagnosis, including delirium and substance misuse (but not dementia), and patients in emergency departments with severe psychiatric symptomatology.

To our knowledge, no systematic review focusing on acute care settings has directly compared either (1) the effectiveness of different available alternative strategies to *prevent aggressive behavior* or (2) the effectiveness of alternative strategies compared with each other or with seclusion and restraints to *de-escalate aggressive behaviors or improve health outcomes for those who are acutely aggressive*. Existing systematic reviews of pharmacological de-escalation strategies often include placebo-controlled studies, focus only on a small subset of our eligible population, and are rarely limited to the acute care setting.

This review focuses on the comparative effectiveness of strategies to de-escalate aggressive behavior in psychiatric patients in acute care settings. In this case, we conceptualize “de-escalate” in terms of both preventing aggressive behaviors *and* reducing use of seclusion and restraints. We do not assess the accuracy of available risk assessment tools (a crucial step in the process of reducing aggressive behavior) or consider chronic care settings; although these are important considerations, they are beyond the scope of this review.

Based on our preliminary literature search and input from key informants, we appreciate that risk assessment is a crucial step in the process of reducing aggressive behavior and the potential use of seclusion and restraints for psychiatric patients. We understand that a practical need exists to assess the accuracy of available risk assessment tools. Similarly, we appreciate that seclusion and restraints are applied across a span of settings, including chronic care settings such as skilled nursing facilities and psychiatric residential treatment facilities. Nevertheless, risk assessment and consideration of chronic care settings are beyond the immediate scope of this comparative effectiveness review (CER); thus, we do not specifically address such topics or settings in this report.

Key Questions (KQ)

KQ 1: Regarding benefits for adult psychiatric patients in acute care settings:

- a. For those without active aggression, what are the comparative benefits of strategies to prevent aggressive behavior?
- b. For those with active aggression, what are the comparative benefits of strategies, including seclusion and restraints, to de-escalate aggressive behavior?
- c. For those with active aggression, what are the comparative benefits of strategies to reduce the use of seclusion and restraints?

KQ 2: Regarding harms for adult psychiatric patients in acute care settings:

- a. For those without active aggression, what are the comparative harms of strategies to prevent aggressive behavior?
- b. For those with active aggression, what are the comparative harms of strategies, including seclusion and restraints, to de-escalate aggressive behavior?
- c. For those with active aggression, what are the comparative harms of strategies to reduce the use of seclusion and restraints?

KQ 3: What characteristics of patients (including age, sex or gender, diagnosis, motivation to receive treatment), of intervention components, or of acute care settings modify the benefits or harms of interventions for psychiatric patients at risk of, or presenting with, active aggression?

For the three KQs in this review, we define aggressive behavior as making specific imminent verbal threats or using actual physical violence toward self, others, or property. As discussed above, we focus on patients with any psychiatric diagnosis per the Diagnostic and Statistical Manual of Mental Disorders, Third Edition-Revised, Fourth Edition, or Fifth Edition (DSM-III-R, DSM-IV, or DSM-5).⁵⁶⁻⁵⁸ Diagnostic categories include delirium and substance misuse (but not dementia); additionally, for patients in emergency departments, we include displaying severe psychiatric symptomatology. We view effectiveness in terms of both benefits and harms, so we frame our questions to address each class of outcomes.

We envision a continuum of risk and behavior, so the KQs cover a range of patients. This spectrum can include patients with these disorders who may be at risk of aggressive behavior (i.e., are not actively aggressive), in which case interventions are preventive. It can also include those who are exhibiting aggressive behaviors (i.e., are actively aggressive), in which case interventions are directly active. Interventions can occur at any point along this continuum, and they can involve a wide variety of strategies that can have educational, behavioral, emotional, organizational, environmental, and/or pharmacologic components. The interventions must target a reduction either in aggressive behavior or in use of seclusion and restraints.

For these KQs, we define and classify interventions to reflect either prevention or direct intercession. A preventive intervention is one applied to a group of individuals not wholly identified as being actively aggressive; i.e., some patients may not be actively aggressive but others may be. It can involve unit- or hospital-wide policies that address all patients on a unit, not just those who are actively aggressive. It can also involve patients identified as being at an increased risk of becoming aggressive (e.g., were assessed as being agitated) but who were not yet actively aggressive.

KQ 1 (benefits) and KQ 2 (harms) address such preventive interventions in these groups in their subquestion (a). KQs 1 and 2, in their subquestions (b) and (c), examine interventions targeted specifically to de-escalate aggressive behavior among actively aggressive patients. KQ 3 addresses specific patient, intervention, or setting factors that may modify benefits or harms of various strategies.

Our two primary comparative outcome benefits, which are intermediate outcomes, are a decrease in (1) aggressive behaviors and (2) use of seclusion and restraints. For patients who are not acutely aggressive (i.e., not threatening the immediate physical safety of themselves, the staff, or others), use of seclusion and restraints is not allowed under current regulatory statutes.⁵⁹ Here, the potential outcomes include a reduction in aggressive behaviors or in the eventual use of seclusion and restraints (or both). However, for those who are actively aggressive, use of

seclusion and restraints may be an option; in comparative studies where seclusion and restraints are used, reduction in aggressive behaviors is the primary benefit outcome.

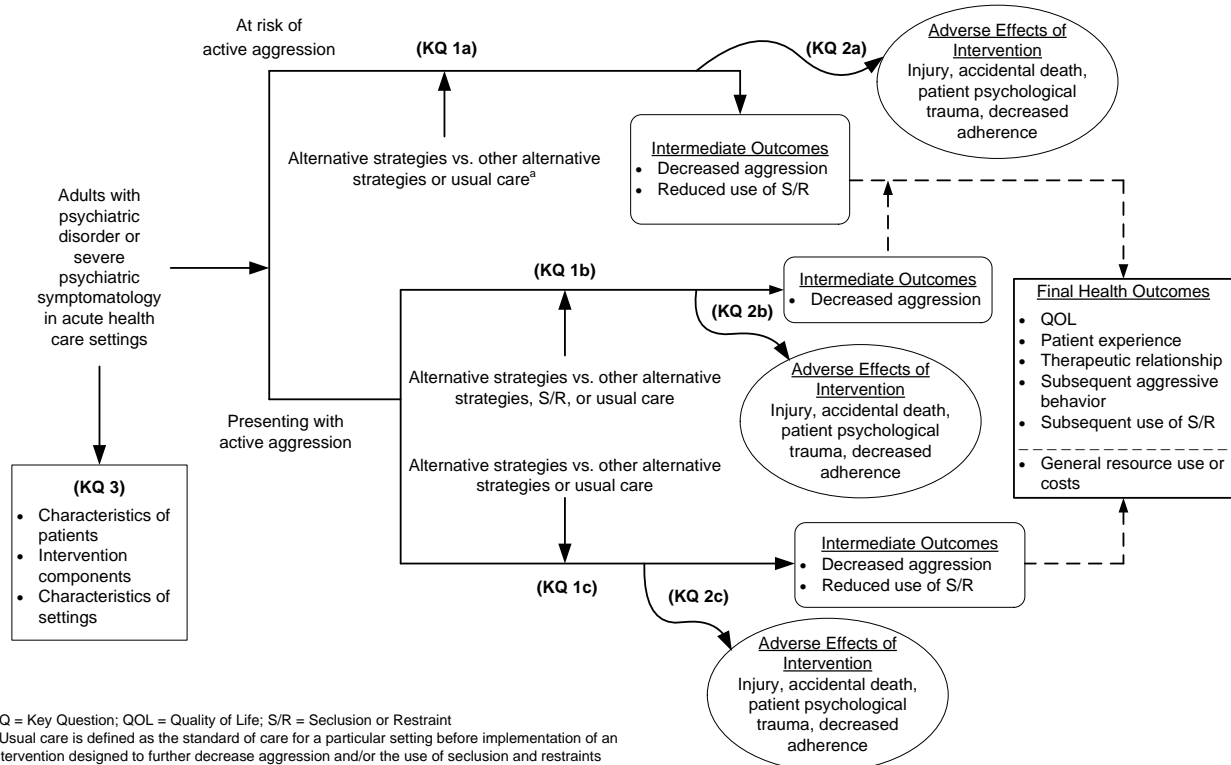
We also look at longer term or final health outcomes. These include improved quality of life, functioning, or patient experience; improved therapeutic relationship; and decreased subsequent aggressive behavior. In addition, we consider general resource use or costs. Although measures such as staff turnover or the sustainability of interventions are also important, our scope did not allow us to address these issues in this report.

Because of safety concerns in relation to aggressive behavior, our harms outcomes, addressed in KQ2, are more inclusive. Also, we note that harms to staff members or to patients can come from the use of seclusion or restraints as well as the failure to use seclusion or restraints. Any comparison study we examine must account for this complexity.

Acute health care settings are defined as public and private mental hospitals, acute care units at state mental hospitals, acute care components of Veterans Health Administration (VA) hospitals, medical or surgical units in general hospitals, and emergency departments. In all cases, patient discharges occur within 35 days of beginning treatment.⁶⁰ Stays longer than 35 days would indicate a chronic care setting.

We present our analytic framework that guided this review (Figure 1); it identifies specific KQs.

Figure 1. Analytic framework for comparative effectiveness of strategies to de-escalate aggressive behavior in psychiatric patients



Methods

The methods for this comparative effectiveness review (CER) follow the guidance provided in the Agency for Healthcare Research and Quality (AHRQ) *Methods Guide for Effectiveness and Comparative Effectiveness Reviews* (www.effectivehealthcare.ahrq.gov/methodsguide.cfm) for the Evidence-based Practice Center (EPC) program.⁶¹ Certain methods map to the Preferred Reporting Items for Systematic Reviews and Meta-Analyses (PRISMA) checklist.⁶² All methods and analyses were determined a priori.

The AHRQ Effective Health Care (EHC) program's Topic Triage group developed and reviewed the topic; because this group deemed the topic sufficiently relevant, they moved it forward for the Topic Refinement phase. All topics are reviewed and assessed for appropriateness for systematic review (see EHC Web site for information on the process for selecting topics: <http://www.effectivehealthcare.ahrq.gov/index.cfm/submit-a-suggestion-for-research/how-are-research-topics-chosen/>). Once a topic is assessed and determined to be appropriate for further product development in the EHC program, AHRQ assigns it to a research team. Further development of the topic occurs with the input of Key Informants and Technical Experts (see the EHC Web site for information on the research process: <http://www.effectivehealthcare.ahrq.gov/index.cfm/submit-a-suggestion-for-research/what-is-the-research-process/>).

Topic Refinement and Review Protocol

During topic refinement for this topic, we engaged in a public process to develop Key Questions (KQs) for the review. We also developed a draft and then final review protocol. Specifically, we generated an analytic framework, preliminary KQs, and preliminary inclusion/exclusion criteria; these reflect PICOTS constructs (patients or populations, interventions, comparators, outcomes, timing, and settings) and other details about eligible studies. Information from the topic nominator helped guide our processes. A panel of 10 Key Informants (KIs) gave input on the scope and details of initial KQs; they supported the KQs as described, but suggested adding gender and staff training and competence as important potential effect modifiers for KQ 3. These KQs were posted on AHRQ's Web site for public comment (www.effectivehealthcare.ahrq.gov) from June 8, 2015, through June 29, 2015. We then revised the KQs as needed.

In addition, we consulted with seven experts (members of a Technical Expert Panel), who provided feedback as we developed our review protocol. Their inputs addressed points such as sample size thresholds for eligible studies and whether and how to limit assessments of risk of bias of individual studies.

Literature Search Strategy

Search Strategy

To identify relevant KQ-specific articles, we searched MEDLINE[®] (via PubMed), Embase[®], the Cochrane Library, Academic Search Premier, PsycINFO, and CINAHL (Cumulative Index to Nursing and Allied Health Literature) from January 1, 1991, through February 3, 2016. Appendix A presents the full search strategy (limiting searches to English and human-only studies). We selected this opening date because this year marks the time that the Health Care Financing Administration (now the Centers for Medicare & Medicaid Services) first released

rules to minimize the use of seclusion and restraints in health care facilities, with this first rule addressing nursing homes.⁶³ An experienced information scientist—our EPC librarian—ran all searches.

Our searches focused on comparative studies of de-escalation strategies (seclusion, restraints, or alternatives to seclusion or restraints) for patients with psychiatric disorders or severe psychiatric symptomatology who are at risk of, or presenting with, aggressive behavior across various acute health care settings. Search strings included various Medical Subject Heading (MeSH) terms for psychiatric disorders, acute health care settings, and aggressive behavior. Our inclusion criteria limited populations to patients 18 years of age and older.

Also, they included any psychiatric or substance use disorder, as well as delirium. If the study population was limited to patients with dementia, we deemed that article ineligible. Acute health care settings could include general hospitals, psychiatric hospitals, and emergency departments in these hospitals. To capture aggressive behavior, we used MeSH terms for aggression, violence, psychomotor agitation, hostility, crisis intervention, physical restraint, patient isolation, and psychotropic medications.

We also manually searched reference lists of pertinent reviews, included trials, and background articles to identify relevant citations that our searches might have missed. We imported all citations into an EndNote® X7 electronic database.

To find relevant gray literature we followed guidance from the *AHRQ Methods Guide for Effectiveness and Comparative Effectiveness Reviews* for these steps.⁶⁴ Sources of gray literature included ClinicalTrials.gov, the World Health Organization's Library Database, the National Institutes of Health Research Portfolio Online Reporting Tools (RePORTer) database, the National Institute of Mental Health Web site, the American Psychological Association Web site, the American Psychiatric Association Web site, and the Substance Abuse and Mental Health Services Administration Web site. We opted not to search all of the gray literature sources described in our published protocol, specifically, Drugs@FDA, the European Medicines Agency, Scopus, and the Conference Proceedings Citation Index, because we felt confident that our other searches would have already captured any literature relevant to our Key Questions that these sources might have yielded.

The AHRQ Scientific Resource Center requested scientific information packets or information on unpublished studies or data relevant for this systematic review from relevant pharmaceutical manufacturing companies and other stakeholders and organizations related to the use of pharmacologic and nonpharmacologic alternatives to seclusion or restraints. No responses were received.

Inclusion and Exclusion Criteria

For the above KQs, the following PICOTS criteria for populations, interventions, comparators, outcomes, time frames, and settings apply (see also Table 1):

Table 1. Eligibility criteria for review of strategies to de-escalate aggressive behavior

PICOTS	Inclusion	Exclusion
Populations	<p>KQs 1 through 3:</p> <ul style="list-style-type: none"> • Adult individuals (ages 18 or older) with an identified psychiatric disorder (if in an inpatient setting), including substance use disorders and delirium (but not dementia), or with severe psychiatric symptomatology (if in an emergency department setting where a formal psychiatric diagnosis often is not made), who are at risk of or actively exhibiting aggressive behavior toward self, others, or property. 	All other populations
Interventions	<p>KQs 1a and 2a:</p> <ul style="list-style-type: none"> • Strategies (early intervention techniques) targeted to reduce the likelihood of aggressive behavior (examples provided in the PICOTS criteria) <p>KQs 1b/1c and 2b/2c:</p> <ul style="list-style-type: none"> • Strategies targeted to decrease aggression for those who are actively aggressive (examples provided in the PICOTS criteria) <p>KQ 3: Same as KQs 1 and 2</p>	<p>All other interventions</p> <ul style="list-style-type: none"> • For medication-based interventions, those that are not FDA-approved for any indication
Comparators	<p>KQs 1a and 2a:</p> <ul style="list-style-type: none"> • Other strategies (early intervention techniques), but not seclusion and restraints, targeted to reduce the likelihood of aggressive behavior, as described above for KQs 1a and 2a • Usual care, defined as the standard of care for a particular setting before implementation of an intervention designed to decrease the likelihood of aggression and/or the use of seclusion and restraint <p>KQs 1b/1c and 2b/2c:</p> <ul style="list-style-type: none"> • Other strategies targeted to decrease aggression for those who are actively aggressive, as described above for KQs 1b/1c and 2b/2c • Seclusion or restraint (for 1b and 2b only) (as defined in the PICOTS criteria) • Usual care, defined as the standard of care for a particular setting before implementation of an intervention designed to decrease aggression and/or the use of seclusion and restraint <p>KQ 3: Same as KQs 1 and 2</p>	<p>All KQs:</p> <ul style="list-style-type: none"> • A study with no comparison group • For medication-based strategies, placebo-only comparisons and those comparing different doses or routes of administration
Outcomes	<p>KQs 1a, 1b, and 1c:</p> <ul style="list-style-type: none"> • Intermediate outcomes: <ul style="list-style-type: none"> – Primary outcomes: <ul style="list-style-type: none"> ○ Decreased aggression in terms of frequency, severity, or duration (as measured by direct counts or by validated aggression scales) ○ <u>KQs 1a and 1c only</u>: Reduced use of seclusion or restraints (decreased rate, amount, or duration) ○ To be eligible, each study must have reported on at least one of the outcomes above – Secondary outcomes: <ul style="list-style-type: none"> ⊖ As defined in the PICOTS criteria • Final health outcomes: <ul style="list-style-type: none"> – As defined in the PICOTS criteria <p>KQs 2a, 2b, and 2c: As defined in the PICOTS criteria</p> <p>KQ 3: Same as KQs 1 and 2</p>	None

Table 1. Eligibility criteria for review of strategies to de-escalate aggressive behavior (continued)

PICOTS	Inclusion	Exclusion
Timing	All KQs: Imminently or within current episode of care (e.g., inpatient hospitalization, emergency department stay)	All KQs: Outside current episode of care
Settings	All KQs: Acute care settings, including emergency department or hospital (e.g., private or public psychiatric hospitals, general medical hospitals at which discharge occurs within 35 days of beginning treatment) ^a	All KQs: Outpatient, community-based, jails, prisons, schools, chronic care, forensic-only, ^b or long-term care settings
Study designs	All KQs: <ul style="list-style-type: none"> • Systematic reviews, with or without meta-analyses • Randomized controlled trials • Nonrandomized controlled trials • Cohorts (prospective and retrospective) • Case-control studies • Single group pre/post studies (including pre/post studies with <3 pre- and <3 post-intervention time points)^{c, d} • Interrupted time-series designs (i.e., time-series studies with ≥3 pre-intervention and ≥3 post-intervention measurements with one or more groups)^c 	All KQs: <ul style="list-style-type: none"> • Case studies or series • Cross-sectional studies • Studies without a comparison group • Nonsystematic review
Publications	All KQs: Original research	All KQs: Not original research (e.g., editorials without original data, newspaper articles)
Geographic locations	Developed countries (“very high” human development index per the United Nations Development Programme ⁶⁵)	All other countries
Language	English	All other languages

^a Studies of settings that treated patients receiving both acute and chronic care were excluded. To be clear, a single unit or wing of a hospital could be eligible if inpatient stays were 35 days or less, even if other sections of the larger hospital provided longer-term care. We assumed that studies describing their sample’s inpatient clinical services as “acute care” referred to discharge within 35 days of admission, when no specific information about lengths of stay was available. We attempted to locate information about the types of care provided in study-specific settings if there was concern that study analyses may have included a mixture of acute-care and chronic-care patients. When no information was available to confirm that a study’s inpatient clinical services were acute care or that lengths of inpatient stays were 35 days or less, we excluded it.

^b We excluded studies focusing only on forensic units or hospitals, but studies conducted in acute care settings were eligible if their samples included both forensic and nonforensic patients.

^c A “group” could indicate a group of patients, acute care unit, or hospital evaluated before and after implementation of an intervention.

^d We considered time-series studies with 2 pre-intervention and/or 2 post-intervention measurements as pre/post studies.

FDA = U.S. Food and Drug Administration; KQ = Key Question; PICOTS = populations, interventions, comparators, outcomes, timing, and settings.

Population(s)

- KQs 1 through 3
 - Adult individuals (ages 18 or older) with an identified psychiatric disorder, including substance use disorders and delirium (but not dementia), *or* with severe psychiatric symptomatology, who are at risk of or actively exhibiting active aggression toward self, others, or property.
 - We excluded mixed-age samples if data for adults were not reported separately.

- We included studies that did not specify the age distributions of their samples when their measures of central tendency (e.g., mean or median ages) strongly suggested that only adults were included.

Interventions

- KQs 1a and 2a: Strategies (early intervention techniques) targeted to reduce the likelihood of active aggression, such as:
 - Supportive language and verbal de-escalation;
 - Milieu-based changes, such as sensory rooms or staffing changes (including increased staff-to-patient ratios), specific staff training programs (including psychoeducation about collaborating with patients to reduce risk of aggression), or peer-based interventions;
 - Adjustments to the primary psychotropic regimen for the purpose of decreasing agitation or preventing aggression; these approaches (adjustments) may include an increase in an antipsychotic or mood stabilizer that treats the underlying psychiatric disorder);
 - Any intervention, or combination of interventions, different from seclusion and restraints that is aimed at preventing aggressive behavior (e.g., implementation of a procedure informed by the Six Core Strategies of the National Association of State Mental Health Program Directors (NASMHPD)).
- KQs 1b, 1c, 2b, and 2c: Strategies targeted to decrease aggression for those who are actively aggressive, such as:
 - Psychiatric Emergency Response Teams
 - Medication protocols to treat aggressive behavior that use on- or off-label medications approved by the US Food and Drug Administration (FDA),³² such as those described in project *BETA* (*Best practices in Evaluation and Treatment of Agitation*)
 - Any intervention, or combination of interventions, different from seclusion and restraints that is aimed at decreasing aggressive behavior (e.g., implementation of a procedure informed by NASMHPD's Six Core Strategies).
- KQ 3: Same as KQs 1 and 2.

Comparators

- KQs 1a and 2a:
 - Other strategies (early intervention techniques), but not seclusion and restraints, targeted to reduce the likelihood of active aggression, as described above for KQs 1a and 2a
 - Usual care, defined as the standard of care for a particular setting before implementation of an intervention designed to decrease the likelihood of active aggression and/or the use of seclusion and restraints
- KQs 1b, 1c, 2b, and 2c:
 - Other strategies targeted to decrease aggression for those who are actively aggressive, as described above for KQs 1b and 1c and for KQs 2b and 2c

- Seclusion or restraints (for 1b and 2b only):
 - Seclusion (involuntary confinement where individual is physically prevented from leaving)
 - Restraints, whether physical (e.g., any manual method, physical or mechanical device, material, or equipment that immobilizes or reduces the ability of a patient to move freely) or chemical (e.g., a psychotropic drug or medication when it is used as a restriction to manage the patient’s behavior)
- Usual care, defined as the standard of care for a particular setting before implementation of an intervention designed to decrease aggression and/or the use of seclusion and restraints
- KQ 3: Same as KQs 1 and 2

Outcomes

- KQs 1a, 1b, and 1c (benefits):
 - Intermediate outcomes:
 - Primary outcomes:
 - Decreased aggression in terms of frequency, severity, or duration (as measured by direct counts or by validated aggression scales)
 - KQs 1a and 1c only: Reduced use of seclusion or restraints (decreased rate, amount, or duration)
 - To be eligible, each study must have reported on at least one of these two primary outcomes
 - Secondary outcomes:
 - For studies eligible for inclusion for primary outcomes, we also considered secondary outcomes, including: need for (and time to) additional sedation for patients presenting with violent and acute behavioral disturbances; need for additional security in response to violent and acute behavioral disturbances; number of patients sedated by emergency medication; psychiatric symptom severity scores (i.e., the Positive and Negative Symptom Scale, Total; the Clinical Global Impressions – Severity scale; the 5-item Acute-Agitation Cluster Score; and the Global Assessment of Functioning scale – Symptom score (GAF-S); medication-specific adverse events; incidence of delirium tremens in patients with alcohol withdrawal syndrome; and number of patients with alcohol withdrawal syndrome requiring transfer to an intensive care unit.
 - Final health outcomes:
 - improved quality of life, functioning, or patient experience
 - improved therapeutic relationship
 - decreased subsequent aggressive behavior
 - decreased subsequent use of seclusion or restraints
 - general resource use or costs
- KQs 2a, 2b, and 2c (harms): Patient injury or accidental death, staff injury, staff distress, patient distress (per self-report or clinical assessment); decreased adherence or engagement with treatment by patient; other side effects of interventions (e.g., medication side effects, such as excessive sedation, acute dystonia, and akathisia)
- KQ 3: Same as KQs 1 and 2

Timing

- KQs 1 through 3:
 - Imminently or within current episode of care (e.g., inpatient hospitalization, emergency department stay)

Setting

- KQs 1 through 3:
 - Acute care settings: emergency department or hospital (e.g., private or public psychiatric hospitals, general medical hospitals at which discharge occurs within 35 days of beginning treatment)
 - Studies of settings that treated patients receiving both acute and chronic care were excluded.
 - To be clear, a single unit or wing of a hospital could be eligible if inpatient stays were 35 days or less, even if other sections of the larger hospital provided longer-term care. We assumed that studies describing their sample's inpatient clinical services as "acute care" referred to discharge within 35 days of admission, when no specific information about lengths of stay was available. We attempted to locate information about the types of care provided in study-specific settings if there was concern that study analyses may have included a mixture of acute-care and chronic-care patients. When no information was available to confirm that a study's inpatient clinical services were acute care or that lengths of inpatient stays were 35 days or less, we excluded it.

In addition to the foregoing PICOTS, we considered the following other inclusion or exclusion criteria. Given concerns about risk of bias in observational and noncontrolled trials, and drawing from the experience of prior systematic reviews, we required a total sample size (or N) of 100 or more patients for any nonrandomized study after discussions with our Technical Expert Panel.

Study Design

- Systematic reviews, with or without meta-analyses
- Randomized controlled trials (RCTs), including cluster randomized trials
- Nonrandomized controlled trials ($N \geq 100$)
- Cohort studies (prospective and retrospective, $N \geq 100$)
- Case-control studies ($N \geq 100$)
- Pre/post studies ($N \geq 100$)
 - Note: A "group" could indicate a group of patients, acute care unit, or hospital evaluated before and after implementation of an intervention.
 - Note: We considered studies with 2 pre-intervention and/or 2 post-intervention measurements as pre/post studies.
 - Note: When the number of patients was not reported in a study we calculated it based on the number of beds, average length of stay and occupancy rate of the unit (if available).

- Interrupted time-series designs (i.e., time-series studies with ≥ 3 pre-intervention and ≥ 3 post-intervention measurements with one or more groups and that reported an interrupted time series analysis)⁶⁶ ($N \geq 100$)
- Note: A “group” could indicate a group of patients, acute care unit, or hospital evaluated before and after implementation of an intervention.

Geographic location

- Developed countries (“very high” human development index as defined by the United Nations Development Programme⁶⁵)

Language

- English language only

Study Selection

Two members of the research team independently reviewed all titles and abstracts (generated by searches) against our inclusion/exclusion criteria (Table 1). We retrieved any publications marked for inclusion by either reviewer for evaluation of the full text. For titles and abstracts that lacked adequate information to determine inclusion or exclusion, we retrieved the full text for review. Then, two investigators independently reviewed the full texts to determine final inclusion or exclusion. The reviewers resolved any disagreements by discussion and consensus or by consulting a third member of the review team.

We considered systematic reviews for eligibility by determining whether their inclusion/exclusion criteria for population, comparisons, outcomes, and settings met our own criteria. However, we did not identify any eligible systematic reviews.

All results in both review stages were tracked in an EndNote® database. We recorded the principal reason that each excluded full-text publication did not satisfy the eligibility criteria (Appendix B).

Data Extraction

We designed, pilot-tested, and used a structured data abstraction form generated in AHRQ’s Systematic Review Data Repository (<http://srdp.ahrq.gov/>) to ensure consistency of data abstraction. Trained reviewers initially abstracted data from each study. The data were then exported from Systematic Review Data Repository into a Microsoft® Excel spreadsheet, a senior reviewer then read each abstracted record and evaluated the completeness and accuracy of the data abstraction. We resolved discrepancies by consensus or by involving a third, senior reviewer.

We abstracted the following data from included trials and studies: study designs, eligibility criteria, population characteristics (such as age, sex, race, ethnicity), interventions, comparators, additional medications or interventions allowed, outcomes of interest and methods of outcome assessment, sample sizes, attrition, settings, geographic locations, and study funders. We recorded intention-to-treat results (i.e., all patients were analyzed as randomized with missing values imputed) if available. When eligible studies reported other data that were incomplete or missing, we contacted authors.

Quality (Risk of Bias) Assessment of Individual Studies

To assess the risk of bias of trials and studies, we followed EPC methods guidance⁶⁷ and rated the risk of bias for each relevant outcome as low, medium, or high. In general terms, results of a study with low risk of bias are considered to be valid. Medium risk of bias implies some confidence that the results represent true treatment effect. The study is susceptible to some bias, but the problems are not sufficient to invalidate the results (i.e., no flaw is likely to cause major bias). A study with high risk of bias has significant methodological flaws (e.g., stemming from serious errors in design or analysis) that may invalidate its results.

Ratings of risk of bias are not comparable across study designs. That is, a low-risk-of-bias nonrandomized study does not necessarily equal a low-risk-of-bias RCT. We considered the limitations of certain study designs when grading the strength of the evidence (explained below).

To determine risk of bias in a standardized way, we used the Cochrane Risk of Bias tool to appraise RCTs. We also used it to appraise the few cluster randomized trials (hereafter CRTs, where clusters were based on specific units in the facilities where the studies took place). Guidance for assessing risk of bias is similar for RCTs and CRTs⁶⁸ but the latter may need special attention to issues such as recruitment bias, baseline imbalance, loss of clusters, and inadequate or incorrect analytic techniques, and we made an effort to consider these matters in reviewing eligible CRTs.

For nonrandomized trials and observational studies, we employed criteria from the RTI Risk of Bias Tool for Observational Studies.⁶⁹ To minimize risk of bias in observational and noncontrolled studies addressing adverse outcomes (i.e., harms, a key focus of our report), we required a minimum total sample of 100 patients in nonrandomized studies (consistent with our work in prior reviews⁷⁰). We did not assess risk of bias in noncontrolled or pre/post studies. The main reason is that the ability of these study designs to support causal inferences is very limited because of potential confounding from multiple sources that generally do not affect controlled studies as much (e.g., secular, time-based changes in outcomes of interest, selection bias, the influence of concurrent interventions, and attrition-related bias). We made an exception for single-group studies using an interrupted time-series design (i.e., using ≥ 3 pre-intervention measurements and ≥ 3 post-intervention measurements). That is, we included them in our assessments of risk of bias because their longitudinal assessment of outcomes before and after an intervention provided for a more specific evaluation of the intervention apart from secular, time-related changes, thereby reducing any related risk of bias. We reviewed each of these considerations with our Technical Expert Panel, who agreed with our approach.

Although no systematic review met our inclusion/exclusion criteria, we had intended to review eligible SRs that addressed any parts of our KQs and dually assess them for quality using a modified AMSTAR (Assessment of Multiple Systematic Reviews) instrument.⁷¹

Two independent reviewers assigned risk of bias ratings. Disagreements were resolved by discussion and consensus or by consulting a third, senior reviewer. Appendix C presents the risk of bias assessments of individual studies included in this review.

Data Synthesis

We synthesized all literature qualitatively and included all eligible studies regardless of risk of bias. We stratified study data by whether they came from controlled studies (e.g., RCT, cohort studies) or noncontrolled studies (e.g., pre/post, interrupted time-series).

A study might report data relevant to both preventive measures (subquestion [a]) and actively aggressive measures (subquestion [b] or [c]). Data for study groups not restricted to highly aggressive patients (i.e., the denominator involved both aggressive and non-aggressive patients) were considered relevant for subquestion (a). Data for groups restricted to highly aggressive patients were considered relevant to subquestion (b) and/or (c).

To determine whether quantitative analyses (i.e., meta-analysis) were appropriate, we assessed the clinical and methodological heterogeneity of the studies under consideration following established guidance.⁷² After qualitatively assessing the PICOTS of included studies, looking for similarities and differences, we determined that our body of evidence was too heterogeneous to justify quantitative analyses.

We followed EPC guidance to assess publication bias for the final report.⁶¹ However, we did not find enough comparative evidence to warrant quantitative tests of publication bias, such as funnel plot asymmetry, the trim and fill method, or selection modeling.⁷³

Strength of the Body of Evidence

We graded the strength of evidence (SOE) for primary outcomes based on the guidance established by the EPC Program.⁶⁹ Developed to grade the overall strength of a body of evidence, this approach incorporates five key domains: study limitations (study design and aggregate risk of bias), consistency, directness, precision, and reporting bias. For some scenarios, this approach also considers other optional domains that may be relevant: a dose-response association, plausible confounding that would decrease the observed effect, and strength of association (magnitude of effect). SOE receives one of four grades: high, moderate, low, or insufficient.

Grades reflect the strength of the body of evidence to answer KQs on the comparative benefits and harms of the interventions in this review. Table 2 defines the four SOE grades.⁶⁹

Table 2. Definition of strength of evidence grades

Grade	Definition
High	We are very confident that the estimate of effect lies close to the <i>true effect</i> for this outcome. The body of evidence has few or no deficiencies. We believe that the findings are stable (i.e., another study would not change the conclusions).
Moderate	We are moderately confident that the estimate of effect lies close to the <i>true effect</i> for this outcome. The body of evidence has some deficiencies. We believe that the findings are likely to be stable, but some doubt remains.
Low	We have limited confidence that the estimate of effect lies close to the <i>true effect</i> for this outcome. The body of evidence has major or numerous deficiencies (or both). We believe that additional evidence is needed before concluding either that the findings are stable or that the estimate of effect is close to the <i>true effect</i> .
Insufficient	We have no evidence, we are unable to estimate an effect, or we have no confidence in the estimate of effect for this outcome. No evidence is available or the body of evidence has unacceptable deficiencies, precluding reaching a conclusion.

Source: Berkman et al., 2014⁷⁴

In grading evidence from single trials or studies (typically regarded as insufficient evidence), we gave more weight to those in which the reported findings were precise and graded some as low SOE. Mirroring our decision not to assess the risk of bias of pre/post studies, we did not grade the SOE from such studies, as they cannot be used to draw causal inferences about comparative benefits and harms.

Two trained reviewers assessed each domain for each primary outcome; differences were resolved by consensus. One of the two reviewers was always a senior researcher with experience

in grading SOE. Appendix D presents tables showing our assessments for each domain and the resulting SOE grades for KQ 1's primary outcomes (i.e., measures of aggressive behavior and use of seclusion and/or restraints) and for KQ 2's harms outcomes, organized by outcome category.

Applicability

We assessed applicability of the evidence following guidance from the *Methods Guide for Effectiveness and Comparative Effectiveness Reviews*.⁷⁵ We used the PICOTS framework to explore factors that affect applicability. Some factors identified a priori that may limit the applicability of evidence include the following: age of enrolled populations, sex of enrolled populations (e.g., fewer men may be enrolled in some studies), race or ethnicity of enrolled populations, diagnoses of involved sample, and location of and staffing for specific interventions.

Peer Review and Public Commentary

This report was posted for public comment and peer review. We addressed all comments in the final report, making revisions as needed. A disposition of comments report will be publicly posted 3 months after release of the final report.

Results

Introduction

This chapter presents the results of our systematic review. We first present the results of our literature searches and identify studies that met our inclusion criteria (referred to as “included studies”). We then discuss the findings from our analyses for each Key Question (KQ), providing an overview of key points and summarizing the supporting judgment for our strength of evidence (SOE) grades⁷⁴ (Tables 5, 6, and 7).

Next, we present the detailed synthesis organized first by subquestion (e.g., 1a, 1b, 1c), second by intervention type, and third by the study design. The last factor involves two main classifications: (a) randomized controlled trials (RCTs), nonrandomized controlled trials (NRCTs), and cohort studies and (b) pre/post studies without an independent control group (referred to as “pre/post studies”). The former group represents all studies with at least one independent control group; we included them in SOE grades. The second pre/post group refers to studies that we did not use for SOE grading. As described in Methods, we did not assign risk of bias ratings to pre/post studies or grade the SOE for those studies because they are very limited in their ability to support causal inferences, largely as a result of potential confounding from multiple sources that generally do not affect controlled studies as much.

KQ 1 focuses on the effectiveness of strategies to prevent aggressive behavior in persons without active aggression (KQ 1a) and, in those exhibiting active aggression, to de-escalate aggressive behavior (KQ 1b) or reduce the use of seclusion and/or restraints (KQ 1c). A study could have data relevant to one or more subquestions. Some studies were challenging to classify into these subquestions. For example, some outcome measures combined prevention of aggression (1a) with response to aggressive behavior (relevant to 1b or 1c). Multimodal interventions were usually policies and considered preventive (1a), but sometimes they included components that were specifically in response to aggressive behavior (1b or 1c). Our decisions about classification were guided by the populations involved in the reported analyses. For example, if the denominator included all patients on a unit (which could involve both those actively aggressive and those not), we considered the data to be relevant to subquestion (a). If the denominator included only those patients who were actively aggressive, we regarded those data as relevant to subquestion (b) or (c). If the study provided an analysis for the general population (a) but also provided a subanalysis for the aggressive group (b or c), it could provide data relevant to multiple subquestions.

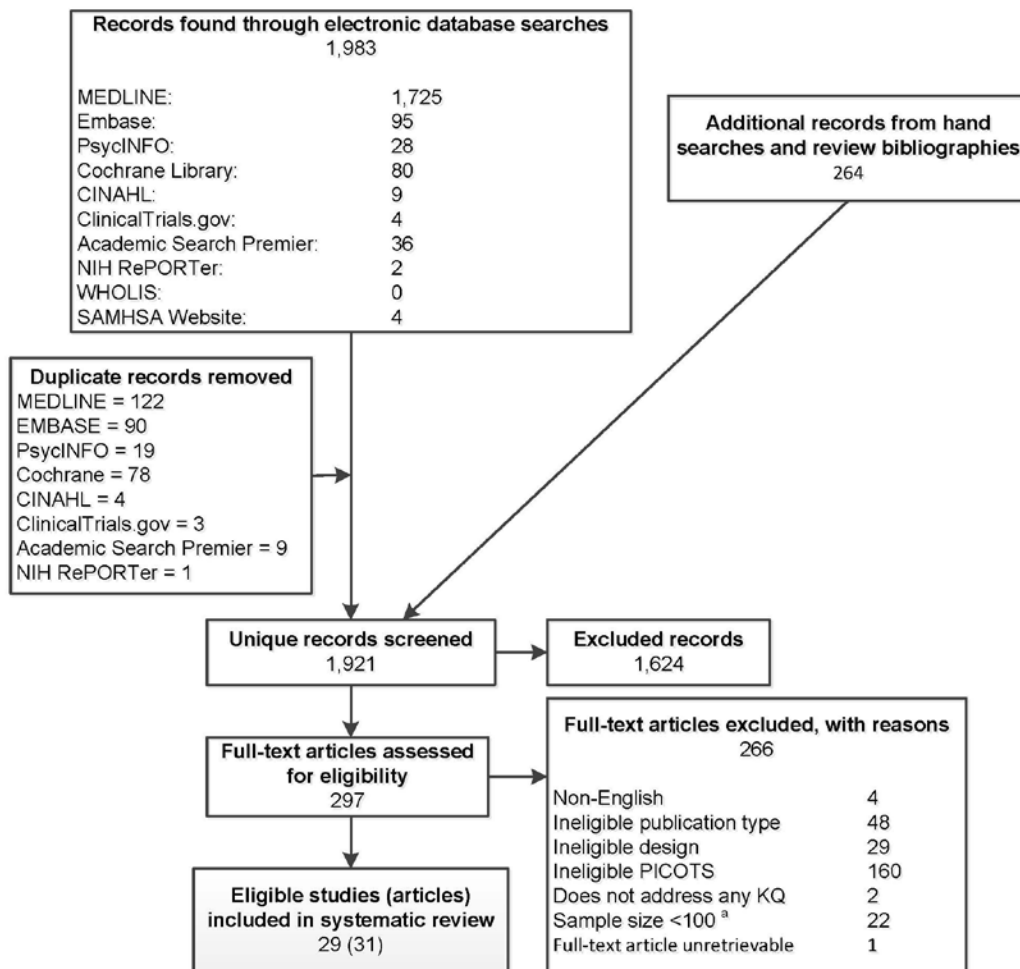
KQ 2 evaluates the harms resulting from the same strategies evaluated in KQ 1; its organization of findings and classification of studies mirrors that of KQ 1. KQ 3 evaluates potential moderators of the benefits or harms of strategies to prevent or de-escalate aggressive behavior or use of seclusion or restraints, and it also follows the same structure as KQs 1 and 2.

Results of Literature Searches

Searches of all sources identified a total of 1,921 potentially relevant citations. In all, we included 29 primary studies (described in 31 articles) that compared interventions to de-escalate aggressive behavior or reduce the use of seclusion or restraints with an alternative strategy or usual care and provided data for our KQs.⁷⁶⁻¹⁰⁶ Figure 2 describes the flow of literature through the screening process according to PRISMA (Preferred Reporting Items for Systematic Reviews and Meta-Analyses) categories.⁶² Appendix A presents our search strategy, and Appendix B

provides a complete list of articles excluded at the full-text screening stage with reasons for exclusion.

Figure 2. Disposition of articles for strategies to de-escalate aggressive behavior



^a This minimum sample size requirement only applies to nonrandomized studies.

KQ = Key Question; PICOTS = Populations-Interventions-Comparators-Outcomes-Time Frames-Settings.

Description of Included Studies

The included studies focused predominantly on benefits, reporting on aggressive behavior and seclusion or restraint use (or both); 15 studies also reported harms, such as adverse effects of medications or suicide attempts^{76,77,80-82,88,90,91,94,98,99,101-103,106} (Table 3). Most interventions (n=19) took place in psychiatric hospitals or inpatient psychiatric treatment units or facilities,^{76,79-81,88,89,92} five were in emergency department settings.^{77,93,98,99,102} Half (n=15) took place in the United States.

Table 3. Characteristics of included studies

Study Characteristic	Number (%)
Country	
United States	15 (52)
Outside the United States	14 (48)
Funding^a	
Government	7 (24)
Foundations/nonprofit	3 (10)
Academic (treating hospital)	1 (3)
Pharmaceutical company	1 (3)
Multiple (foundation and government)	2 (7)
Internal funding	1 (3)
No financial support	1 (3)
Not reported	13 (45)
Settings	
Public psychiatric hospital	5 (17)
Private or academic psychiatric hospital	2 (7)
Inpatient psychiatric treatment units or facilities ^b	10 (35)
Multiple (inpatient psychiatric or forensic hospitals)	1 (3)
Multiple (inpatient psychiatric wards and psychiatric emergency department)	1 (3)
General medical hospital	2 (7)
General emergency department	2 (7)
Psychiatric emergency department	3 (10)
Psychiatric intensive care unit	3 (10)
Study design	
Randomized controlled trial	5 (17)
Cluster randomized trial	3 (10)
Nonrandomized controlled trial	2 (7)
Retrospective cohort study	1 (3)
Pre/post study with no control group (not included in strength of evidence grading)	18 (62)
Used an active treatment comparison arm	
	6 (21)
Primary outcomes measured	
Aggression	21 (72)
Seclusion	7 (24)
Restraints	12 (41)
Seclusion and restraints	10 (35)
Harms	15 (52)
Risk of Bias	
Low	1 (9)
Medium	5 (45.5) ^c
High	5 (45.5) ^c

^a Percentages of studies funded by different sources add up to a slightly smaller or greater value than 100%, but these numbers do reflect all included studies.

^b No further information about their public, private, or academic status.

^c Percentages based on a total of 11 studies that used controlled designs and therefore received risk of bias ratings.

Generally, for those studies reporting on demographics for their patient populations, the mean age ranged between 38 and 40 years, the distribution by males and females varied widely across studies, and race or ethnicity was sparsely reported. Of these 29 studies, 19 took place in acute inpatient psychiatric settings, and most involved serious mental illness diagnoses. The majority of articles did not, however, report the proportion of patients with agitated or aggressive behavior. Patient characteristics are further detailed in Appendix E.

Our interventions are presented in five broad categories of interventions: staff training, risk assessment, multimodal, environmental or group psychotherapeutic, or medication protocols. Staff training interventions aim to equip clinical staff providing acute care to patients with psychiatric symptomatology with new skills and/or promote staff attitudes that can help prevent or de-escalate aggression. Risk assessment interventions involve clinical staff's use of structured assessment of individual patients' risk of becoming actively aggressive. Multimodal interventions involve a combination of different intervention types (e.g., enhanced administrative review of patients with high restraint use, staff training in strategies to better manage patients' difficult behavior) with the purpose of decreasing the occurrence of active aggression or use of seclusion and/or restraint for managing active aggression. Environmental or group psychotherapeutic interventions involve changes to the physical environment of the acute care setting or the introduction of group psychotherapeutic interventions meant to diminish precursors to active aggression. Finally, medication protocols encompass any medication-focused intervention, ranging from hospital or unit-wide policies specifically affecting how or which medications can be used to manage active aggression to the use of emergency medication(s) to de-escalate active aggression.

Interventions could focus on preventing aggression (KQ 1a, KQ 2a), de-escalating aggression (KQ 1b, KQ 2b), and de-escalating aggression to reduce use of seclusion and restraints (KQ 1c, KQ 2c). Studies that did not differentiate their results between those patients with aggression and those who were not yet aggressive were included in the prevention of aggressive behavior results. Table 4 shows the assumed main focus of the studies, the two KQs (and subquestions) they address, and the nature of evidence report (benefits only or benefits and harms). The table has no information on KQ 3, because no studies reported on potential modifiers that would have been relevant to the other KQs.

Table 4. Five classes of interventions by focus and available evidence

Intervention Category	Prevention (KQ 1a, KQ 2a)	De-escalation (KQ 1b, KQ 2b)	De-escalation and Reduce Seclusion or Restraints (KQ 1c, KQ 2c)
Staff training	1 NRCT reporting benefits and harms; 3 pre/post studies reporting only on benefits	Data not reported by those presenting with aggression	No studies
Risk assessment	2 CRTs reporting on only benefits	Not applicable	Not applicable
Multimodal programs	11 pre/post studies, 5 reporting benefits and harms, 6 reporting only on benefits	Data not reported by those presenting with aggression	No studies
Environmental or group psychotherapeutic interventions	3 pre/post studies, 1 reporting both benefits and harms, 2 reporting only on benefits	No studies	No studies
Medication protocols	No studies	4 RCTs reporting benefits and harms 2 NRCTs reporting benefits and harms	1 RCT and 1 retrospective cohort reporting only on benefits 1 pre/post study reporting on benefits and harms

CRT = cluster randomized trial; KQ = Key Question; NRCT = nonrandomized controlled trial; RCT = randomized controlled trial.

Of the 29 primary studies, 11 were controlled trials that provided eligible data for SOE ratings; only 4 took place in the United States,^{85,98,102,103} 1 in a psychiatric inpatient unit,¹⁰³ 2 in an emergency department,^{98,102} and 1 in an intensive care unit with intubated patients.⁸⁵ All controlled trials occurred in inpatient psychiatric settings except for those involving medication protocols, which also involved emergency department^{73,77,98,99,102} or intensive care unit (ICU) settings.⁸⁵ The remaining 18 studies were pre/post studies, for which we did not grade SOE; we identified no interrupted time-series studies. We report below in Key Points only on findings from trials or studies for which we could grade SOE.

We had data for KQs 1 (benefits) and 2 (harms) from the following types of trials or studies: KQ 1a (benefits of prevention), three CRTs; KQ 1b (benefits of de-escalating aggression), four RCTs and two NRCTs; KQ 1c (benefits of reducing seclusion/restraint use), one RCT and one retrospective cohort study; KQ 2a (harms of prevention), one CRT; and KQ 2b (harms of de-escalating aggression), four RCTs and two NRCTs. No eligible studies pertained to KQ 2c. We identified no eligible studies for KQ 3.

We found the SOE for most of the findings to be insufficient, with the justification for these assessments provided in the tables below (see Appendix D of the main report for detail about scores for each SOE domain). To help clarify this literature's range of different types of studies, and the heterogeneity of approaches, populations, settings, and outcomes, we report below the findings for all 11 eligible studies, whether the SOE was insufficient or low. We report the findings as the authors reported them; we then indicate the SOE for the finding.

Comparative Benefits of Strategies (Key Question 1)

Key Points

Key Question 1a: Benefits of Strategies To Prevent Aggressive Behavior

Staff Training Interventions Versus Usual Care

- One CRT reported staff training in interpersonal communication led to fewer incidents of seclusion and restraint, and a larger decrease in incidents of seclusion and restraint compared to usual care on a control unit¹⁰³ (one CRT, insufficient SOE).

Risk Assessment Interventions Versus Usual Care

- Units employing structured risk assessment protocols reported fewer aggressive incidents when compared with usual-care units. One CRT⁷⁸ focused on lowering severe aggressive incidents; the other⁸⁷ focused on any aggressive incidents (one CRT for each outcome, low SOE).
- Cluster trials in which units employed structured risk assessment protocols reported fewer hours spent in seclusion⁸⁷ (one CRT, low SOE) and fewer coercive measures than usual-care units⁷⁸ (one CRT, low SOE).

Multimodal Interventions Versus Usual Care

- We identified no eligible studies (insufficient SOE).

Environmental or Group Psychotherapeutic Interventions Versus Usual Care

- We identified no eligible studies (insufficient SOE).

Medication Protocols Versus Other Medication Protocols or Alternative Strategies

- We identified no eligible studies (insufficient SOE).

In Table 5 for KQ 1a, we present our supporting judgment for our SOE grades for evidence from studies with eligible study designs (i.e., any study that we could rate for risk of bias). Supporting judgment is essentially the ratings on the main domains for grading SOE (study limitations [i.e., risk of bias], consistency, directness, and precision). The CRTs in this report did not control for clustering in their statistical analyses, which weakened the SOE grade. Table 5 has entries only for staff training (one CRT) and for risk assessment strategies (two studies); we had no relevant studies for the other three types of interventions.

Table 5. Summary of findings with strength of evidence grades: Comparative benefits of two strategies for preventing aggressive behavior^a (Key Question 1a)

Intervention and Comparison	Primary Outcome of Interest	Outcome	Strength of Evidence	Supporting Judgment	Findings and Direction of Effect
		N of Patients Analyzed			
Staff training vs. usual care	Change in aggressive behavior	Aggressive behavior resulting in staff injury	Insufficient	High risk of bias, consistency unknown—single study, direct, imprecise	Fewer assaults on staff occurred in unit that received the staff training vs. the control unit (4 vs. 5); no statistical testing reported. ¹⁰³
		NR			
	Change in seclusion or restraint	Insufficient	High risk of bias, consistency unknown—single study, direct, imprecise	Fewer incidents of seclusion or restraint on the unit that received the training vs. the control unit (84 vs. 228); no statistical testing reported. ¹⁰³	
Risk assessment vs. usual care	Change in aggressive behavior	Number of aggressive patients	Insufficient	Medium risk of bias, consistency unknown—single study, direct, imprecise	Nonsignificant 50% RR reduction with risk assessment ⁸⁷
		170 during baseline period, 458 during intervention period			
		Aggressive incidents	Low	Medium risk of bias, consistency unknown—single study, direct, precise	Significant 68% RR reduction with risk assessment, p<0.0001 reported; failure to control for intraclass correlations weakens the finding. ⁸⁷
		170 during baseline period, 458 during intervention period			
Rate of severe aggressive incidents	Low	Medium risk of bias, consistency unknown—single study, direct, precise	Significantly lower risk with structured risk assessment: (RR, 0.59; 95% CI, 0.41 to 0.83) p<0.001 reported; failure to control for intraclass correlations weakens the finding. Decrease achieved since baseline with risk assessment (-41%) vs. usual care (-15%), no statistical testing reported. ⁷⁸		
973 post-intervention					

Table 5. Summary of findings with strength of evidence grades: Comparative benefits of two strategies for preventing aggressive behavior^a (Key Question 1a) (continued)

Intervention and Comparison	Primary Outcome of Interest	Outcome		Strength of Evidence	Supporting Judgment	Findings and Direction of Effect
		N of Patients Analyzed				
		Change in physical attacks		Low		
		973 post-intervention			Medium risk of bias, consistency unknown—single study, direct, precise	Significantly greater decrease with risk assessment (-41%) vs. usual care (-7%), p<0.001 reported; failure to control for intraclass correlations weakens the finding. ⁷⁸
Risk assessment vs. usual care (continued)	Change in seclusion or restraint (continued)	Secluded patients		Insufficient	Medium risk of bias, consistency unknown—single study, direct, imprecise	Nonsignificant 8% RR increase with risk assessment. ⁸⁷
		170 during baseline period, 458 during intervention period				
		Seclusion incidents		Insufficient	Medium risk of bias, consistency unknown—single study, direct, imprecise	Nonsignificant 15% RR reduction with risk assessment. ⁸⁷
		170 during baseline period, 458 during intervention period				
		Hours in seclusion		Low	Medium risk of bias, consistency unknown—single study, direct, precise	Significant 45% RR reduction with risk assessment, p<0.0001 reported; failure to control for intraclass correlations weakens the finding. ⁸⁷
		170 during baseline period, 458 during intervention period				
		Change in coercive ^b incidents		Low	Medium risk of bias, consistency unknown—single study, indirect, precise	Significant decrease from baseline with risk assessment (-27%) vs. usual care (+10%), p<0.001 reported; failure to control for intraclass correlations weakens the finding. ⁷⁸
		973 post-intervention				

^a For KQ 1a, we had no studies of eligible study design for environmental or group psychotherapeutic interventions or multimodal interventions; thus, we could not rate risk of bias.

^b Coercive measures covered a wide range of measures, from forced injection of psychotropic medication to seclusion and mechanical restraint.⁷⁸

CI = confidence interval; CRT = cluster randomized trial; KQ = Key Question; N = number; NR = not reported; RR = relative risk; vs. = versus.

Key Question 1b: Benefits of Strategies To De-escalate Aggressive Behavior

Staff Training Interventions Versus Usual Care

- We identified no eligible studies (insufficient SOE).

Risk Assessment Interventions Versus Usual Care

- We identified no eligible studies (insufficient SOE).

Multimodal Interventions Versus Usual Care

- We identified no eligible studies (insufficient SOE).

Environmental or Group Psychotherapeutic Interventions Versus Usual Care

- We identified no eligible studies (insufficient SOE).

Medication Protocols Versus Other Medication Protocols or Alternative Strategies

- In an inpatient psychiatric unit, effects of intramuscular haloperidol did not differ from effects of intramuscular flunitrazepam for treating patients displaying aggressive psychotic behavior⁸² (one RCT, insufficient SOE).
- In a public psychiatric hospital emergency department, intramuscular droperidol for treating patients exhibiting violent and acute behavioral disturbance did not reduce the duration of aggressive behavior any more than intramuscular midazolam, but droperidol treatment did result in fewer patients requiring additional sedative medication over the ensuing 6 hours than intramuscular midazolam⁷⁷ (one RCT, insufficient SOE).
- In a hospital psychiatric emergency service, compared with intramuscular lorazepam, intramuscular lorazepam plus haloperidol for treating patients exhibiting serious, acute agitated, or aggressive behavior did not result in greater overall reduction in aggressive or agitated behavior, but the medication regimen did produce a more rapid reduction in aggressive or agitated behavior and more patients who achieved clinically significant improvement in aggressive or agitated behavior⁹⁸ (one RCT, insufficient SOE).
- In an urban university emergency department, intramuscular droperidol for intoxicated or psychiatrically ill, violently agitated patients requiring chemical restraint produced more rapid sedation and greater sedation overall than intramuscular lorazepam¹⁰² (one RCT, insufficient SOE).
- In an inpatient psychiatric hospital setting, treatments that included any olanzapine, any risperidone, or any haloperidol for treating patients with agitation did not differ from each other in reducing aggressive behavior or suicidality¹⁰⁶ (one NRCT, insufficient SOE).
- In an inpatient psychiatric emergency service, oral risperidone, olanzapine, quetiapine, or haloperidol for treating patients with agitation did not differ from each other in reducing aggressive behavior⁹⁹ (one NRCT, insufficient SOE).

In Table 6 for KQ 1b, we present information (supporting judgment) for our SOE grades for evidence based on studies with an eligible study design. For this subquestion, we had no relevant studies of staff training, risk assessment, multimodal, or environmental or group psychotherapeutic interventions. All findings for the medications protocols were underpowered to test noninferiority.

Table 6. Summary of findings with strength of evidence grades: Comparative benefits of medication-based strategies for de-escalating aggressive behavior (Key Question 1b)

Intervention and Comparison	Primary Outcome of Interest	Outcome		Supporting Judgment	Findings and Direction of Effect
		N of Patients Analyzed	Strength of Evidence		
Medication protocols vs. other medication protocols	Change in aggressive behavior	Aggression response rate	Insufficient	Medium risk of bias, consistency unknown—single study, direct, imprecise	Nonsignificant difference in rates of OAS score reduction at 90 minutes in haloperidol vs. flunitrazepam (92% vs. 80%). ⁸²
		28			
	Duration of aggression	Insufficient	Medium risk of bias, consistency unknown—single study, direct, imprecise	Nonsignificant difference in the median duration of violent and acute behavioral disturbances with droperidol vs. midazolam vs. a combination of droperidol plus midazolam (20 vs. 24 vs. 25 minutes). ⁷⁷	
		91			
	Clinically significant change in OAS scores	Insufficient	Low risk of bias, consistency unknown—single study, direct, imprecise	Significantly greater likelihood of improvement (decrease of four or more points) in OAS scores of aggressive or agitated behavior at 60 minutes with the combination of haloperidol plus lorazepam (100%) vs. lorazepam alone (55%), p=0.03 (note small sample size). ⁹⁸	
		20			
	Time to OAS improvement	Insufficient	Low risk of bias, consistency unknown—single study, direct, imprecise	Significantly improvement in shorter time to OAS improvement with the combination of haloperidol plus lorazepam vs. lorazepam alone, data NR, p=0.028 (note small sample size). ⁹⁸	
20					
Sedation score at 5, 10, 15, 30, and 60 minutes	Insufficient	High risk of bias, consistency unknown—single study, direct, precise	Significantly lower mean sedation scores (i.e., less combative, violent, or out of control behavior) at 10, 15, 30 and 60 minutes with droperidol vs. lorazepam, each p <0.001 ¹⁰²		
	202				
Change in CGI-A scores	Insufficient	High risk of bias, consistency unknown—single study, direct, imprecise	No differences found in changes in percentages of patients with CGI-A score ≥3 from baseline to day 6 or to last day of observation with olanzapine vs. risperidone vs. haloperidol, p=NR. ¹⁰⁶		
	558				
Change in MOAS total aggression scores	Insufficient	Medium risk of bias, consistency unknown—single study, direct, imprecise	Nonsignificant differences between risperidone vs. olanzapine vs. quetiapine vs. haloperidol in changes in mean total MOAS scores from baseline to 72 hours. ⁹⁹		
	101				

CGI-A = Clinical Global Impression Severity of Illness – Aggression; MOAS = Modified Overt Aggression Scale; n = number of patients; NR = not reported; OAS = Overt Aggression Scale; vs. = versus.

Key Question 1c: Benefits of Strategies To Reduce Seclusion and Restraint Use in Aggressive Patients

Staff Training Interventions Versus Usual Care

- We identified no eligible studies (insufficient SOE).

Risk Assessment Interventions Versus Usual Care

- We identified no eligible studies (insufficient SOE).

Multimodal Interventions Versus Usual Care

- We identified no eligible studies (insufficient SOE).

Environmental or Group Psychotherapeutic Interventions Versus Usual Care

- We identified no eligible studies (insufficient SOE).

Medication Protocols Versus Other Medication Protocols or Alternative Strategies

- One RCT in an inpatient psychiatric unit involved acutely agitated and violent inpatients and compared a first choice of involuntary medication treatment with oral or intramuscular haloperidol plus promethazine with a first choice of seclusion.⁸⁶ Compared with seclusion, the medication option did not produce differences either in subsequent mechanical restraint use (one RCT, insufficient SOE) or in subsequent coercive incidents (i.e., seclusion, restraint, or involuntary medications) (one RCT, insufficient SOE).
- For treating delirium in an inpatient ICU, immediate (within 24 hours) treatment with at least one dose of an antipsychotic medication led to fewer mean days in restraints than did delayed or no treatment⁸⁵ (one retrospective cohort, insufficient SOE).

In Table 7 on KQ 1c, we present our supporting judgment for our SOE grades for each eligible study (in this case only for medication protocols).

Detailed Synthesis

We describe in separate sections the studies with benefits data relevant to KQ 1a (prevention of aggressive behavior), KQ 1b (de-escalating aggressive behavior), and KQ 1c (de-escalating aggressive behavior and reducing seclusion and restraints). We present the studies by intervention, then by study design. Appendix D presents detailed SOE tables for each KQ 1 primary outcome, organized by intervention type. Appendix E contains detailed study characteristics tables across all intervention types. Summary tables presenting all characteristics and outcomes for all pre/post studies are available in Appendix F.

Key Question 1a: Prevention of Aggressive Behavior

Evidence on prevention of aggressive behavior (Table 8) came from the following: (a) three CRTs (one staff training intervention, two risk assessment interventions), all with usual-care comparators. None of the CRTs controlled for interclass correlations, likely increasing the risk of detecting an effect that is not actually present. We also found three pre/post studies of staff training interventions and 11 pre/post studies of multimodal interventions (policies to prevent aggressive behavior); as explained earlier, however, we did not rate these types of studies for risk of bias or grade their SOE.

Table 7. Summary of findings with strength of evidence grades: Comparative benefits of medication-based strategies for reducing seclusion and restraint use in aggressive patients (Key Question 1c)

Intervention and Comparison	Primary Outcome of Interest	Outcome		Supporting Judgment	Findings and Direction of Effect	
		N of Patients Analyzed	Strength of Evidence			
Medication protocols vs. other medication protocols or usual care	Change in seclusion or restraint	Seclusion incident rate	Insufficient	High risk of bias, consistency unknown—single study, direct, precise	Significant lower risk with involuntary medication ^a as first choice vs. seclusion as first choice (RR, 0.51; 95% CI, 0.34 to 0.79), p<0.001 ⁸⁶	
		659				
		Seclusion hours	Insufficient			Lower number of overall hours with involuntary medication ^a as first choice vs. seclusion as first choice (998 vs. 2,098), no statistical testing reported ⁸⁶
		659				
		Seclusion duration	Insufficient			Longer mean duration with involuntary medication ^a as first choice vs. seclusion as first choice (32 vs. 30 hours), no statistical testing reported ⁸⁶
		659				
		Seclusion duration rate	Insufficient			Significant lower risk with involuntary medication ^a as first choice vs. seclusion as first choice (RR, 0.54; 95% CI, 0.5 to 0.58) p<0.001 ⁸⁶
659						
		Mechanical restraint incident rate	Insufficient	High risk of bias, consistency unknown—single study, direct, imprecise	No significant difference in involuntary medication ^a as first choice vs. seclusion as first choice (RR, 1.44; 95% CI, 0.38 to 5.36). ⁸⁶	
		659				
		Duration in restraints	Insufficient			Significant decrease with single-dose delirium treatment vs. no delirium treatment, both in the first 24 hours, 3 vs. 6 days, p<0.001 ⁸⁵
		200				
		Coercive incident rate ^b	Insufficient			No significant difference in coercive incident rate in involuntary medication ^a vs. seclusion as first choice options (RR, 0.95; 95% CI, 0.67 to 1.35) ⁸⁶
		659				

^a “Involuntary medication” refers to singled dose haloperidol plus promethazine or lorazepam.

^b “Coercion” refers to a sequence of coercive episodes (seclusion, mechanical restraint, or involuntary medication) for less than 24 hours.

CI = confidence interval; N = number; RR = relative risk; vs. = versus.

Table 8. Characteristics, outcomes, and risk of bias rating of three controlled studies to prevent aggressive behaviors (Key Question 1a)

Intervention First Author, Year Study Design Setting, Country	N Duration (Months)	Intervention Comparator	Aggressive Behavior	Restraint Use Seclusion Use	Seclusion and Restraint	Risk of Bias Rating
Staff Training: Smoot et al., 1995 ¹⁰³	NR ^b 15 months ^c	G1: Empathic interpersonal communication training program for hospital staff G2: Usual care	Percentage change from baseline in assaults on staff (n's at baseline, endpoint) G1: -20.0 (from 5 to 4) G2: -61.5 (from 13 to 5) p=NR	NR NR	Percentage change from baseline in incidents of use of seclusion and restraint G1: -30.0 G2: +100.0 p=NR	High
United States						
Risk Assessment: Abderhalden et al., 2008, 2011 ⁷⁸	973 post- intervention 6 months (3 months baseline, 3 months intervention)	G1: Structured violence risk assessment, 4 unit cluster (n=390) G2: Usual care, 5-unit cluster (n=583)	Severe aggressive incidents over 3 months, total n G1: 60 G2: 100 p=NR Severe aggressive incidents, percentage change from baseline G1: -41% (RR 0.59, 95% CI, 0.41 to 0.83, p<0.001) G2: -15% (RR 0.85, 95% CI, 0.64 to 1.13) p=NR Physical attacks ^e over 3 months, total n (% change) G1: 38 (-41%) G2: 55 (-7%) p<0.001	NR NR	Coercive measures ^d over 3 months, total n G1: 135 G2: 126 p=NR Coercive measures, percentage change from baseline G1: -27% G2: +10% p<0.001	Medium
Risk Assessment: van de Sande et al., 2011 ⁸⁷	170 (baseline period), 458 (intervention period) 40 weeks (10 weeks baseline, 30 weeks intervention)	G1: Structured violence risk assessment, 2 unit cluster (n=80 [baseline period], 207 [intervention period]) G2: Usual care, 2-unit cluster (n=90 [baseline period], 251 [intervention period])	Aggressive patients over 30 weeks, total n G1: 29 G2: 62 -50% decrease in G1 vs. G2 (in comparison of change from baseline and intervention periods) p>0.05 Incidents of aggression during first 3 days, total n G1: 4 G2: 19 p=0.001	NR Patients secluded during 30 weeks, total n G1: 60 G2: 42 +8% increase in G1 vs. G2 (in comparison of change from baseline and intervention periods) p<0.10	NR	Medium

Table 8. Characteristics, outcomes, and risk of bias rating of three controlled studies to prevent aggressive behaviors (Key Question 1a) (continued)

Intervention	N	Intervention	Aggressive Behavior	Restraint Use	Seclusion and Restraint	Risk of Bias Rating
First Author, Year	Duration (Months)	Comparator		Seclusion Use		
Study Design						
Setting, Country						
Risk Assessment: van de Sande et al., 2011 ⁸⁷ (continued)			Incidents of aggression over 30 weeks, total n G1: 52 G2: 117 -68% decrease in G1 vs. G2 (in comparison of change from baseline and intervention periods) p<0.0001	Incidents of seclusion over 30 weeks, total n G1: 93 G2: 75 -15% decrease in G1 vs. G2 (in a comparison of change between baseline and intervention periods) Unadjusted p>0.05 Duration of seclusion over 30 weeks, total hours G1: 1,624 G2: 2,149 -45% decrease in G1 vs. G2 (in comparison of change from baseline and intervention periods) p<0.0001		

^a The two study units specialized in caring for people with a primary diagnosis of mental illness who had returned to the hospital within one year of a prior discharge.¹⁰³

^b Mean of 92 patients discharged per month in each unit, meaning about 184 patients were included in the study each month.¹⁰³

^c Baseline period was 6 months long (July to December 1990), training period was 3 months long (April to June 1991), and post-training period was 6 months long (July to December 1991).¹⁰³

^d Coercive measures covered a wide range of measures, from forced injection of psychotropic medication to seclusion and mechanical restraint.⁸⁷

^e Physical attacks were defined as aggressive incidents in which the SOAS-R description met both of the following criteria: (1) means of aggression involved objects, dangerous objects, or parts of the body, and (2) the target of aggression was a person other than the patient him or herself.⁸⁷

CRT = cluster randomized trial; G = group; N = number; NR = not reported; SOAS-R = Staff Observation Aggression Scale-Revised; vs. = versus.

Staff Training Interventions Versus Usual Care

Controlled Studies

One CRT (Table 8 above) tested a staff training intervention targeted at de-escalation of aggressive behavior.¹⁰³ The study was conducted on two psychiatric units in the United States; both specialized in treating adults with a primary mental health diagnosis who returned to the hospital within one year of discharge. The units were similar in size and function, and they served approximately 92 patients per month. One unit was randomized to the intervention, and the other unit served as the control. Of the 35 staff on the intervention unit, 19 received a 32-hour program in four sequential, 8-hour sessions that were held weekly. The major skill taught was accurate empathy; training (through interpersonal communication training) included both didactic and role-playing components. Outcomes included incidents of seclusion and restraints, and assaults on staff. On the intervention unit, assaults on staff declined from five in the 1-year period before the intervention to four in the year following the intervention (20.0% decrease). On the control unit, assaults on staff decreased from 13 to 5 (61.5% decrease) during this time period. Seclusion and restraint incidents declined from 120 to 84 (30.0% decrease) on the intervention unit and increased on the control unit from 114 to 228 (100.0% increase). The investigators did not report tests of statistical significance.

Pre/Post Studies

Three staff training intervention studies targeted the de-escalation of aggressive behavior using a pre/post design.^{84,96,97} One study⁸⁴ took place in an urban psychiatric inpatient unit in the United States and used a recovery-oriented cognitive therapy milieu training program for 29 staff members. Staff participated in 2-hour weekly sessions for 4 weeks (8 hours total). Psychiatrists and senior psychologists received a condensed version (4 hours total). The program aimed to promote staff empathy, warmth, and genuineness and an understanding of challenging behaviors, such as aggression, and to develop tools that allow staff to prevent patients' maladaptive behavior from escalating to the point of physical or chemical intervention. Outcomes included incidents of seclusion and restraint, which declined from 19 in the 4 months before the intervention to 7 incidents in the 4 months after the intervention. Because of the limited number of cases, the investigators did not perform statistical analyses.

Another pre/post study assessed the effects of training courses in prevention and management of violence and aggression and rates of violence.⁹⁶ The intervention was conducted on 14 acute care psychiatric units in three hospitals in the United Kingdom. One unit was female only, the second was for assessments, and the remainder were mixed-gender units. Training consisted of either a 5-day foundation course or a 1-day annual update; it focused on prediction, anticipation, and prevention of violence, including response to aggression, de-escalation, communication skills, problem solving skills, and skills with restraints. Outcomes included incidents of verbal aggression, property damage, and physical aggression. Time frames for measurement of outcomes included 1- and 4-week periods. No results were reported for rates of aggression after the 5-day course, using the 4-week time frame. However, the investigators found significantly higher rates of physical (incidence rate ratio [IRR], 1.50; $p < 0.001$) and verbal aggression (IRR, 1.34; $p = 0.042$) in the week that staff received training in the 5-day course; the authors interpreted this as evidence that aggression increased when staff were in training. With regard to the update course, physical aggression increased 1 month after the update course (IRR, 1.17; $p < 0.001$); verbal aggression dropped 1 month after the update course (IRR, 0.79; $p = 0.019$) but increased 2 months after it (IRR, 1.13; $p = 0.026$). Physical aggression also rose 3 weeks (IRR, 1.17; $p = 0.04$)

and 4 weeks after the update course (IRR, 1.20; $p=0.019$); verbal aggression rose in the week that staff received the update training (IRR, 1.21; $p=0.038$).

Finally, a pre/post study was conducted in a psychiatric intensive care unit in the United Kingdom.⁹⁷ The intervention consisted of training in prevention of aggressive incidents, de-escalation, and restraints. Other details about the training, such as the extent (i.e., number of hours), were not specified. Outcomes included both the number of incidents and the severity of incidents. Severe incidents were those that required seclusion or increased staffing (e.g., 1:1 or 2:1) or rapid tranquilization. Outcomes were measured for the 6 months before and after the training intervention. The intervention had no effect on the rate of aggressive incidents in an unadjusted model (odds ratio [OR], 0.986; $p=0.92$). Similarly, the intervention had no effect on the proportion of incidents that were severe in an unadjusted model (OR, 0.577; $p=0.064$), or the proportion of incidents that required rapid tranquilization using an unadjusted model (OR, 0.876; $p=0.704$). The proportion of incidents requiring hands-on intervention was not statistically significantly different in an unadjusted model (OR, 0.517; $p=0.097$). Findings based on adjusted models for this study's outcomes are described in Appendix F.

Risk Assessment Interventions Versus Usual Care

Controlled Studies

Two CRTs compared the use of a structured risk assessment protocol with usual care^{78,87} (Table 8 above). Both trials used the Brøset Violence Checklist as part of the protocol. However, one trial used a more comprehensive protocol that included a Crisis Monitor form and the Kennedy-Axis V (short version) on a daily basis and the full version of the Kennedy-Axis V, the Brief Psychiatric Rating Scale, the Dangerousness Scale, and the Social Dysfunction and Aggression Scale on a weekly basis.⁸⁷

The trials also differed in the length of time over which they evaluated their risk assessment protocols. For example, the first trial⁷⁸ implemented the risk assessment protocol for the first 3 days, whereas the van de Sande et al. trial from The Netherlands⁸⁷ used the risk assessment protocol throughout each patient's stay. To measure aggressive behavior, the trials used the Staff Observation Aggression Scale-Revised (SOAS-R); however, one trial evaluated "severe" aggression (i.e., SOAS-R score ≥ 9),⁷⁸ whereas the other trial evaluated only aggression,⁸⁷ preventing us from pooling results. All patients in both trials were at least 18 years old (mean ages from 38 to 40 years); the majority of patients were male. Only van de Sande et al.⁸⁷ reported on patients' race or ethnicity. During the baseline period, the trial classified approximately one-quarter of patients as ethnic minorities; this proportion increased to approximately one-third during the intervention period.

The Swiss trial reported few baseline differences between intervention and comparison patients with regard to clinical or sociodemographic characteristics.⁷⁸ However, the Dutch trial found more substantial baseline differences,⁸⁷ including the proportion of patients involuntarily detained, the proportion of those with a psychotic or personality disorder, and the total number of seclusion hours; all comparisons showed an increased preponderance in the experimental units.⁸⁷

These trials, both government funded, were conducted as CRTs. However, neither trial analyzed its data in a way that correctly made use of this study design.

Both trials found lower aggression incidents⁸⁷ and rates⁷⁸ when compared with the usual-care conditions. In the Abderhalden trial, both the risk assessment and usual-care conditions reported a reduction in the rate of severe aggression, but the reduction in the experimental arm (RR, 0.59; 95% CI, 0.41 to 0.83; $p<0.001$) was significantly larger than in the usual-care condition (RR,

0.85; 95% CI, 0.64 to 1.13).⁷⁸ The intervention arm reported fewer attacks (p<0.001 a decline of 41% vs. 7% in the experimental and control conditions, respectively) and use of coercive measures (p<0.001, decrease of 27% vs. an increase of 10% in the experimental and control conditions, respectively) when compared with usual care.⁷⁸ Finally, for evaluating any aggressive incidents (i.e., not limited to severe aggression), the van der Sande trial reported a relative risk reduction (RRR) of -68 percent (p<0.001).⁸⁷ Specifically, the number of incidents per week decreased from 4.9 per week to 1.7 per week in the risk assessment arm, whereas the number of incidents per week in the usual-care condition increased from 3.5 per week during the baseline to 3.9 per week during the intervention period. The risk assessment protocol led to similar reductions in the relative risk of time spent in seclusion (RRR, -45%; p<0.05) and the number of patients engaging in aggression (RRR, -50%; p<0.10) when compared with the control condition; however, the later effect was not statistically significant.⁸⁷

Multimodal Interventions Versus Usual Care

Controlled Studies

We found no eligible controlled studies of multimodal interventions.

Pre/Post Studies

We found 11 pre/post studies on multimodal interventions that reported on preventing aggressive behavior, including seclusion and restraint use.^{79,83,88-94,100,101} Please refer to Appendix F for detailed study characteristics and results; summaries appear below. Eight of these investigations demonstrated a reduction in seclusion and/or restraint use for either a component or all of the study population.^{79,83,89,91-94,100} These changes ranged in magnitude from 13.8 percent¹⁰⁰ to 69 percent,⁸⁹ and three^{89,91,93} of the eight studies reported statistically significant decreases.^{79,91,93} One of the eight studies reported an increase in restraint use post-intervention, but only on the unit for individuals with chemical abuse.⁹⁴ Two additional pre/post studies looking at the same intervention, entitled City Nurse,^{90,101} reported lower use of forced medication, seclusion, and restraint, but only one study had significant results.¹⁰¹ The remaining study did not report on seclusion or restraint but did report a reduction in aggressive behavior.⁸⁸

The preponderance of the data from pre/post studies does suggest the ability of multimodal interventions to reduce seclusion and restraint when that is the intention of the intervention. We cannot determine whether any *specific* component was more effective than another, because of the limitations in the design of these studies. We note, however, that 10 studies^{79,88-94,100,101} did include development of the workforce as one of the intervention components. Brief summaries of the studies are presented below beginning with studies reporting on seclusion and restraint rates and ending with studies reporting solely on aggressive behavior.

Currier et al. compared restraint use before and after implementation of the guideline for the “1 hour rule” issued in 1999 by the U.S. Health Care Financing Administration. This rule required face-to-face clinician assessment of patients within 1 hour of initiation of seclusion or restraint. Although the study took place on four psychiatric units at a U.S. academic medical center, only the data from the three adult units were eligible for this review.⁹⁴ The number of calculated episodes of restraint and mean duration of episodes decreased by 85 percent and 72.1 percent, respectively, during the 3 months post-intervention on the general adult unit, and by 81 percent and 23 percent, respectively, on the neurogeriatric unit. Restraint use increased by 47 percent, while the mean duration of episodes decreased by 24.5 percent, on the chemical abusing unit. No measures of statistical significance were reported.

D’Orio et al. compared a multimodal intervention with previous usual care over 18 months in the psychiatric emergency service of a U.S. urban hospital.⁹³ The investigators implemented a behavioral code team, staff training that emphasized verbal de-escalation, and use of rating scales to assist in patient risk assessment. They observed a statistically significant 41.5 percent reduction in the monthly number of episodes of seclusion and restraint, when comparing the 9 months before and the 9 months after the intervention.

Forster et al. examined a multimodal quality improvement intervention (including hospital seclusion and restraint policy review, staff training, and regular discussion of seclusion and restraint use) in an acute care county psychiatric hospital in California.¹⁰⁰ The total annual rate of restraint decreased by 13.8 percent, and mean duration of seclusion or seclusion-and-restraint episodes also decreased by 54.7 percent, when comparing the 12 months before and the 12 months after the intervention.

Hellerstein et al. compared a multimodal intervention with usual care over 87 months in a U.S. urban psychiatric hospital.⁷⁹ The intervention had three components: (1) decreasing allowed time in restraint or seclusion before order renewal, (2) risk identification and early intervention training for staff, and (3) use of a coping questionnaire to assess patient preferences for dealing with agitation. Only data from one of the study wards were eligible for this review; showing a reduction in the mean numbers of patients per month either secluded (2.29 to 0.56) or restrained (0.19 to 0.10); results also included decreases in the mean hours per month of seclusion (28.95 to 1.45) and restraint (1.48 to 0.44). Measures of statistical significance were not reported.

Jonikas et al. compared the implementation of a program to reduce use of physical restraints with previous usual care in three inpatient psychiatric units (the two adult units were eligible for this review) of a U.S. university hospital over a period of 30 months.⁹² The intervention program had two components: collaboratively obtained (staff and patient) individualized crisis management plans and nonviolent crisis intervention staff training. Quarterly rates of restraint decreased on both adult units after the intervention. An analysis of variance demonstrated a significant effect of training; however, because the study was not controlled, the authors could not determine a definitive correlation.

Khadivi et al. compared a multimodal intervention with usual care in a large U.S. inner city community hospital.⁹¹ The intervention, which was compatible with the mandates of Joint Commission on Accreditation of Healthcare Organizations, included staff education, addition of the history of inpatient violence to admission forms, continuous nursing monitoring to minimize the duration of episodes of seclusion and restraint, post-episode debriefing of the staff and the patient, and a review of each episode by the senior nurse and a physician. Calculated seclusion and restraint use decreased by 52 percent after the intervention; the authors noted this was statistically significant.

Melson et al. compared an alcohol withdrawal care management guideline with previous care in a large U.S. acute care hospital over 228 weeks.⁸³ The intervention included adding an alcohol withdrawal risk tool to the standard nursing assessment for all patients and then using another rating scale to categorize alcohol withdrawal based on symptom severity. The calculated percentage of patients with delirium tremens requiring restraint decreased by 26 percent, although changes were not statistically significant.

Pollard et al. compared the implementation of Joint Commission on Accreditation of Healthcare Organizations 2000 standards for use of seclusion or restraint for behavioral health reasons with previous usual care over 46 months on the mental health units of a VA hospital.⁸⁹ The multimodal intervention broadly included changes to facility policies and procedures,

discussions between leadership and staff about the alternatives to using seclusion and restraint, and leadership review of the use of behavioral restraints and documentation. The most important finding was that the mean hours of seclusion and restraint per patient decreased significantly even after adjusting for patient acuity. Finally, the investigators were able to demonstrate that the number of critical incidents in a 24-hour period did not increase despite significant reductions in the use of seclusion and restraint.

The City nurse multimodal intervention conducted in psychiatric wards in East End London was reported in two separate studies.^{90,101} The intervention comprised two nurses working with unit staff 3 days a week, for 1 year, to move the units toward low-conflict, low-containment, high-therapy nursing. The investigators evaluated outcomes before and after the intervention. Measures included the Patient-staff Conflict Checklist Shift Report, which consists of 21 conflict behavior items and nine containment items recorded after each shift. In the first study,⁹⁰ no statistically significant reductions were seen for forced i.m. meds, seclusion, or restraint when comparing pre- and post-intervention periods; however, both verbal aggression and aggression against self and others did decrease significantly. In the later study,¹⁰¹ forced medication, seclusion, and restraint significantly decreased pre and post intervention, as well as verbal aggression and aggression against others and objects.

The eleventh study did not report rates of seclusion or restraint but did address aggressive behavior.⁸⁸ Emmerson et al. compared a “4T Aggression Management Strategy” (team work, training, treatment, and tools) with previous usual care over 43 months in an Australian mental health hospital. Implementation of the strategy produced a 40 percent overall reduction and a 25.4 percent monthly reduction in aggressive incidents between patients and staff; both outcomes were statistically significant.

Environmental or Group Psychotherapeutic Interventions Versus Usual Care

Controlled Studies

We identified no eligible controlled studies.

Pre/Post Studies

Three pre/post investigations examined environmental or group psychotherapeutic efforts to de-escalate aggressive behavior. One naturalistic study compared a closed-door, locked psychiatric ICU with an open-door psychiatric ICU.^{80,81} The study assessed risk and incidents of violence using the Brøset Violence Checklist. Patients presented with similar clinical profiles at baseline, and mean length of stay did not differ across the units.

During the first 3 days of the admission, the open-door psychiatric ICU reported more violent incidents, by a magnitude of almost 6, than the closed-door unit (unadjusted RR, 5.72; 95% CI, 1.69 to 19.33; $p=0.001$). Also, patients on the closed-door unit displayed a statistically greater reduction in risk of aggressive behavior (using the Brøset measure) than the open-door unit ($p=0.02$). When examining the full length of stay, the closed-door unit continued to have significantly fewer incidents of violence than the open-door unit ($p<0.001$). The number of patients exhibiting violent behavior in the first 3 days ($p=0.08$) and use of mechanical restraints over the full stay ($p=NR$) did not differ between units. No mean changes occurred in psychiatric symptom severity and functioning (as measured with the Positive and Negative Syndrome Scale total score and Global Assessment of Functioning Scale’s function or symptom scores).

Another naturalistic study tested a practice change initiative that emphasized removing verbally and physically threatening U.S. veteran inpatients in a psychiatric ICU from stimuli before implementing seclusion alone, or seclusion and restraint interventions.⁹⁵ During the 15-month post-intervention period, a significantly lower percentage of patients received seclusion alone, or seclusion and restraint interventions than was present during the 9-month pre-intervention period (34% vs. 54%, respectively, $p < 0.05$). The benchmark goal of requiring no further intervention after “removal from stimuli” in 90 percent or more of cases was achieved in 67 percent of post-intervention months. However, in the final 6 months of the observation period, more seclusion or restraint and seclusion interventions occurred than removals from stimuli interventions.

Another naturalistic study compared a manualized cognitive-behavioral group therapy intervention with usual care for adult psychiatric inpatients.^{104,105} The study took place in Italy in the psychiatric inpatient unit of a general hospital. The pre-intervention period lasted 1 year; the followup period lasted 3 years. During the post-intervention period, physical restraints were used one time each year. Physical restraints were used five times in the 1-year pre-intervention period, but no statistical tests were conducted on these differences). Additionally, ward atmosphere, which was used as an indirect measure of aggressive and violent behaviors (measured with the Ward Atmosphere Scale), significantly improved (i.e., less disturbing behavior or fewer coercive interventions required) in the post-intervention period compared to the pre-intervention period. Finally, compared with the pre-intervention period, the post-intervention period had significant decreases in the percentage of patients readmitted to the hospital and the percentage of patients readmitted under compulsory orders (both $p < 0.02$) and significant improvements in patient satisfaction with care received, helpfulness and availability of professionals, information received, and ward activities ($p < 0.001$).

Medication Protocols Versus Other Medication Protocols or Alternative Strategies

Controlled Studies

We identified no eligible controlled studies.

Pre/Post Studies

We identified no relevant pre/post studies.

Key Question 1b: De-escalating Aggressive Behavior

We identified six studies, all involving medication protocols (four RCTs and two NRCTs) addressing this subquestion (Table 9). We identified no relevant studies involving staff training, risk assessment, multimodal, or environmental or group psychotherapeutic interventions that addressed the comparative benefits of strategies for de-escalating aggressive behavior.

Table 9. Characteristics, outcomes, and risk of bias ratings for controlled trials of medication protocols to de-escalate aggressive behavior (Key Question 1b)

Intervention First Author, Year Study Design Setting, Country	N Duration (Months)	Intervention Comparator	Aggressive Behavior	Restraint Use Seclusion Use	Seclusion and Restrains	Risk of Bias Rating
Dorevitch et al., 1999 ⁸² RCT (parallel) Acute inpatient psychiatric facility or facilities	28 NR	G1: Single dose, i.m. 5 mg haloperidol G2: Single dose, i.m. 1 mg flunitrazepam	Rate of reduction in total OAS score at 90 mins G1: 92% G2: 80% p=0.34	NR NR	NR	Medium
Israel						
Isbister et al., 2010 ⁷⁷ RCT (parallel) Emergency department Australia	91 44 weeks	G1: Single dose, i.m. 10 mg droperidol G2: Single dose, i.m. 10 mg midazolam G3: Single dose, i.m. 5 mg droperidol plus 5 mg midazolam	Violent and acute behavioral disturbance, median minute duration (IQR) G1: 20 (11 to 37) G2: 24 (13 to 35) G3: 25 (15 to 38) p=0.66	NR NR	NR	Medium
Bieniek et al., 1998 ⁹⁸ RCT (parallel) Psychiatric emergency service United States	20 3 hours	G1: Haloperidol (5 mg i.m.) + lorazepam (2 mg i.m.) (n=9) G2: Lorazepam (2 mg i.m.) (n=11)	Clinically significant improvement ^a in OAS score of aggressive or agitated behavior at 60 mins, N (%) G1: 9 (100) G2: 6 (55) p=0.03 Time to OAS improvement: Group- specific slopes of Kaplan- Meier survival curves NR, but haloperidol + lorazepam combination had a superior time to improvement p=0.028 Change in OAS scores (%) at 30 mins G1: 71 G2: 49 Change in OAS scores (%) at 60 mins G1: 85 G2: 71 Group-by-time interaction p=0.71	NR NR	NR	Low

Table 9. Characteristics, outcomes, and risk of bias ratings for controlled trials of medication protocols to de-escalate aggressive behavior (Key Question 1b) (continued)

Intervention First Author, Year Study Design Setting, Country	N Duration (Months)	Intervention Comparator	Aggressive Behavior	Restraint Use Seclusion Use	Seclusion and Restrains	Risk of Bias Rating
Richards et al., 1998 ¹⁰² RCT (parallel) Large urban university emergency department United States	202 60 mins	G1: Droperidol, 2.5 mg i.v. (when weight <50 kg) or 5 mg i.v. (when weight >50 kg) ^b G2: Lorazepam, 2 mg i.v. (when weight <50 kg) or 4 mg i.v. (when weight >50 kg) ^b	Sedation scores (measure of combative, violent, and out of control behavior), mean (SD) ^c Baseline G1: 5.6 (0.6) G2: 5.3 (0.7) p=0.08 5 mins post-baseline G1: 4.8 (0.7) G2: 4.7 (0.6) p=0.3 10 mins post-baseline G1: 2.8 (0.9) G2: 4.1 (0.8) p<0.001 15 mins post-baseline G1: 2.0 (0.6) G2: 3.5 (0.8) p<0.001 30 mins post-baseline G1: 1.6 (0.5) G2: 2.9 (0.7) p<0.001 60 mins post-baseline G1: 1.5 (0.5) G2: 2.5 (0.7) p<0.001 Response time to medication in combative, violent, and out of control behavior was statistically significantly faster following droperidol than lorazepam (p=NR). No statistical difference in sedation profile between patients with different ethanol intoxications in either group (p=NR).	NR NR	NR	High

Table 9. Characteristics, outcomes, and risk of bias ratings for controlled trials of medication protocols to de-escalate aggressive behavior (Key Question 1b) (continued)

Intervention First Author, Year Study Design Setting, Country	N Duration (Months)	Intervention Comparator	Aggressive Behavior	Restraint Use Seclusion Use	Seclusion and Restrains	Risk of Bias Rating
Wilhelm et al., 2008 ¹⁰⁶ NRCT Psychiatric or forensic hospitals (n=102) Germany	558 6 days ^d	G1: Olanzapine ^e G2: Non- olanzapine medication ^e G3: Risperidone ^e G4: Non- risperidone medication ^e G5: Haloperidol ^e G6: Non- haloperidol medication ^e	CGI-A: % of patients with scores $\geq 3^f$ % change from baseline to day 6 followup G1: -61.2 vs. G2: -67.0 G3: -67.2 vs. G4: -62.4 G5: -64.6 vs. G6: -62.4 p=NS Percentage change from baseline to last observation G1: -60.7 vs. G2: -66.0 G3: -66.4 vs. G4: -61.7 G5: -63.6 vs. G6: -61.9 p=NS CGI-SS: percentage of patients with scores $\geq 3^f$ Percentage change from baseline to day 6 follow-up G1: -18.1 vs. G2: -22.4 G3: -20.7 vs. G4: -19.2 G5: -21.2 vs. G6: -18.9 p=NS Percentage change from baseline to last observation G1: -18.2 vs. G2: -22.0 G3: -20.8 vs. G4: -19.1 G5: -21.4 vs. G6: -18.8 p=NS	NR NR	NR	High
Villari et al., 2008 ⁹⁹ NRCT Psychiatric emergency service (in- hospital) Italy	101 72 hours	G1: Risperidone (2–6 mg/day PO) G2: Olanzapine (10–20 mg/day PO) G3: Quetiapine (300–800 mg/day PO) G4: Haloperidol (5–15 mg/day PO)	Changes in mean MOAS total scores from baseline to 72 hours Drug-by-drug comparisons G1: -7.3 G2: -6.3 G3: -7.9 G4: -9.4 Group-by-time interaction p=0.478 SGAs (G1 through G3 combined) vs. G4 SGAs: -7.1 G4: -9.4 Group-by-time interaction p=0.166	NR NR	NR	Medium

Table 9. Characteristics, outcomes, and risk of bias ratings for controlled trials of medication protocols to de-escalate aggressive behavior (Key Question 1b) (continued)

Intervention First Author, Year Study Design Setting, Country	N Duration (Months)	Intervention Comparator	Aggressive Behavior	Restraint Use Seclusion Use	Seclusion and Restrains	Risk of Bias Rating
Villari et al., 2008 ⁹⁹ (continued)			<p>Changes in mean MOAS verbal aggression scores from baseline to 72 hours Drug-by-drug comparisons G1: -1.3 G2: -1.2 G3: -1.4 G4: -1.6 Group-by-time interaction p=0.644 SGAs (G1 through G3 combined) vs. G4 SGAs: -1.3 G4: -1.6 Group-by-time interaction p=0.222</p> <p>Changes in mean MOAS physical aggression against objects scores from baseline to 72 hours Drug-by-drug comparisons G1: -1.8 G2: -2.2 G3: -1.4 G4: -2.4 Group-by-time interaction p=0.512 SGAs (G1 through G3 combined) vs. G4 SGAs: -1.8 G4: -2.4 Group-by-time interaction p=0.277</p> <p>Changes in mean MOAS physical aggression against self-scores from baseline to 72 hours Drug-by-drug comparisons G1: -1.3 G2: -1.2 G3: -1.2 G4: -1.8</p>			

Table 9. Characteristics, outcomes, and risk of bias ratings for controlled trials of medication protocols to de-escalate aggressive behavior (Key Question 1b) (continued)

Intervention First Author, Year Study Design Setting, Country	N Duration (Months)	Intervention Comparator	Aggressive Behavior	Restraint Use Seclusion Use	Seclusion and Restrains	Risk of Bias Rating
Villari et al., 2008 ⁹⁹ (continued)			Group-by-time interaction p=0.894 SGAs (G1 through G3 combined) vs. G4 SGAs: -1.2 G4: -1.8 Group-by-time interaction p=0.433 Changes in mean MOAS physical aggression against others scores from baseline to 72 hours Drug-by-drug comparisons G1: -3.0 G2: -1.7 G3: -3.9 G4: -3.6 Group-by-time interaction p=0.276 SGAs (G1 through G3 combined) vs. G4 SGAs: -2.8 G4: -3.6 Group-by-time interaction p=0.415			

^a A decrease of four or more points on the OAS within 60 minutes of baseline was considered “clinically significant improvement.”⁹⁸

^b Dosages of study drugs were selected based on patients’ weight, which the treating clinician estimated visually.¹⁰²

^c Sedation scores were measured on a 6-point scale, ranging from 6 (combative, violent, out of control) to 1 (deep sleep).¹⁰²

^d The study followed enrolled patients over the first 6 days of their hospitalizations. Baseline was day 1, and the following 5 days (days 2–6) represented the followup period.¹⁰⁶

^e Patients’ antipsychotic treatment was categorized as including any olanzapine or not (OLZ or non-OLZ), including any risperidone or not (RIS or non-RIS), and including any haloperidol or not (HAL or non-HAL). The OLZ, RIS, and HAL cohorts thus overlap, because each cohort included all patients who received the respective drug in any amount and at any time throughout the 5-day study period.¹⁰⁶

^f CGI-A scores ≥ 3 correspond to at least a moderate level of aggression, and CGI-SS scores ≥ 3 correspond to patients who are at least moderately suicidal.¹⁰⁶

CGI-A = Clinical Global Impression Severity of Illness – Aggression; CGI-SS = Clinical Global Impression Severity of Illness – Suicidality; G = group; IQR = interquartile range; i.m. = intramuscular; i.v. = intravenous; kg = kilogram; mg = milligram; mins = minutes; MOAS = Modified Overt Aggression Scale; N = number; NR = not reported; NRCT = nonrandomized controlled trial; NS = not sufficient; OAS = Overt Aggression Scale; PO = by mouth, oral medication; RCT = randomized controlled trial; SD = standard deviation; SGA = second generation antipsychotic; vs. = versus.

Medication Protocols Versus Other Medication Protocols or Alternative Strategies

Controlled Studies

We found four RCTs and two NRCTs meeting the eligibility criteria (Table 9 above). Two of the RCTs involved haloperidol. In one RCT involving 20 emergency service patients, 5 mg i.m. haloperidol plus 2 mg i.m. lorazepam resulted in a shorter time to achieve clinically significant reductions in aggressive behavior (4+ point reduction in OAS score) and clinician-rated agitation and hostility; the combined medication regimen did not produce a significantly greater reduction in aggressive behavior or agitation and hostility overall than 2 mg i.m. lorazepam alone.⁹⁸ In a second RCT, single-dose 5 mg i.m. haloperidol did not yield a greater reduction in aggressive behavior than 1 mg i.m. flunitrazepam in 28 patients in an acute inpatient psychiatric facility.⁸²

The other two RCTs investigated the comparative efficacy of droperidol with another medication or combination of medications. One double-blind RCT compared single-dose 10 mg i.m. midazolam (considered the standard treatment) with 10 mg i.m. droperidol and with 5 mg i.m. midazolam plus 5 mg i.m. droperidol in 79 patients who presented a total of 91 times to the emergency department.⁷⁷ After study drug administration, the treatment groups did not differ significantly in median duration of aggressive behavior ($p=0.66$); however, over the ensuing 6 hours, more midazolam-treated patients required additional sedative medication than droperidol-treated patients (hazard ratio [95% CI], 2.31 [1.01 to 4.71]). In contrast, patients treated with midazolam plus droperidol were no more likely to require additional sedative medication than droperidol-treated patients (hazard ratio [95% CI], 1.18 [0.46 to 2.5]). This trial also collected data on the number of calls to security staff for additional assistance and the percentage of patients sedated after 20 minutes of receiving sedative medication, but it did not statistically compare between-group differences for either outcome. Another RCT compared i.v. lorazepam with i.v. droperidol in 202 acutely agitated adult emergency department patients.¹⁰² Physician-estimated body weight (< or > 50 kg) determined dose of lorazepam (2 mg or 4 mg) and droperidol (2.5 mg or 5 mg), and sedation (i.e., used to measure reduction in combative, violent, and out-of-control behavior) was rated on a 6-point scale (1 = deep sleep, 6 = combative, violent, out of control). Droperidol resulted in faster time to sedation than lorazepam (2.8 ± 0.9 vs. 4.1 ± 0.8 at minute 10, $p<0.001$) and greater sedation overall than lorazepam (1.5 ± 0.5 vs. 2.5 ± 0.7 at minute 60, $p<0.001$). In addition, patients who were discharged home spent significantly ($p<0.001$) fewer hours in the emergency department if treated with droperidol (5.9 ± 1.3) than those treated with lorazepam (8.6 ± 1.4).

The two NRCTs both involved haloperidol. In one NRCT, involving 101 psychiatric inpatients requiring emergency medication to control agitation, oral daily doses of 5 mg to 15 mg haloperidol did not result in greater reductions in aggressive behavior over 72 hours than either one of three second-generation antipsychotics (6 mg risperidone, 10 mg–20 mg olanzapine, or 300 mg–800 mg quetiapine).⁹⁹ However, risperidone did result in greater reduction in anergia. The comparison of haloperidol with the second-generation antipsychotics collectively also did not yield any significant differences in the reduction in aggressive behavior. The other NRCT of 558 acutely agitated psychiatric inpatients compared three cohorts of patients: those who received any olanzapine vs. any risperidone vs. any haloperidol as part of their treatment over a 5-day period.¹⁰⁶ Oral dosing was most common, but some patients received i.v. and i.m. formulations. The three treatment cohorts exhibited similar reductions in aggressive behavior and suicidality.

Key Question 1c: Reducing Seclusion and Restraint Use

We identified two controlled trials involving medication protocols (one RCT, one retrospective cohort study). Both investigations targeted actively aggressive individuals in an attempt to reduce seclusion and restraint use (Table 10). We also identified one pre/post medication protocol study. We found no eligible studies that compared staff training, risk assessment, multimodal interventions, or environmental or group psychotherapeutic interventions with other strategies to reduce seclusion or restraints for those with active aggression.

Table 10. Characteristics, outcomes, and risk of bias ratings for controlled trials of medication protocols to de-escalate aggressive behavior and reduce use of seclusion or restraints (Key Question 1c)

Intervention First Author, Year Study Design Setting, Country	N Duration (Months)	Intervention Comparator	Aggressive Behavior	Restraint Use	Seclusion Use	Seclusion and Restraints	Risk of Bias Rating
Georgieva et al., 2013 ⁸⁶ RCT (parallel) Psychiatric hospital (no other details reported) Netherlands	659 34 months	G1: Involuntary medication as first choice (single dose oral, 10 mg haloperidol plus 100 mg promethazine or 2.5–5 mg lorazepam, or single-dose i.m. 5 mg haloperidol plus 50 mg promethazine or 2.5–5 mg lorazepam) G2: Seclusion as first choice	NR	Mechanical restraint incidents, n per 1,000 admission days G1: 1.3 G2: 0.9 (RR, 1.44; 95% CI, 0.38 to 5.36) p=NS Involuntary medication incidents (overall) G1: 47 G2: 21 p=NR Involuntary medication incidents (per 1000 admission days) G1: 4.6 G2: 11.8 (RR, 2.58; 95% CI, 1.54 to 4.31) p<0.001	Seclusion incidents (per 1,000 admission days): G1: 15 G2: 7.8 (RR, 0.51; 95% CI, 0.34 to 0.79) p<0.001 Seclusion hours (overall) G1: 988 G2: 2,098 p=NR Seclusion hours (per 1,000 admission days) G1: 10 G2: 19.1 (RR, 0.54; 95% CI, 0.5 to 0.58) p<0.001 Duration of seclusion incidents in hours, mean (SD) G1: 32 (40) G2: 30 (44) p=NR	Coercive ^a incidents (individual or combined), n per 1,000 admission days G1: 14.6 G2: 15.3 (RR, 0.95; 95% CI, 0.67 to 1.35) p=NS	High

Table 10. Characteristics, outcomes, and risk of bias ratings for controlled trials of medication protocols to de-escalate aggressive behavior and reduce use of seclusion or restraints (Key Question 1c) (continued)

Intervention First Author, Year Study Design Setting, Country	N Duration (Months)	Intervention Comparator	Aggressive Behavior	Restraint Use	Seclusion Use	Seclusion and Restraints	Risk of Bias Rating
Michaud et al., 2014 ⁸⁵	200 35 months	G1: Single dose, delirium txt in 24 hours G2: No delirium txt in 24 hours	NR	Median days in restraints (range) G1: 3 (1 to 12) G2: 6 (1 to 21) p<0.001	NR	NR	High
United States							

^a “Coercion” refers to a sequence of coercive episodes (seclusion, mechanical restraint, or involuntary medication) for less than 24 hours.

CI = confidence interval; G = group; i.m. = intramuscular; mg = milligram; n = number; NR = not reported; NS = not significant; RCT = randomized controlled trial; RR = relative risk; SD = standard deviation; txt = treatment.

Medication Protocols Versus Other Medication Protocols or Alternative Strategies

Controlled Studies

One RCT compared a first-choice treatment of involuntary medication with a first-choice treatment of seclusion (considered “treatment as usual” in the Netherlands) in 520 patients (who accounted for 659 admissions covering 8,544 hospitalization days).⁸⁶ Involuntary medication comprised 10 mg haloperidol plus either 100 mg promethazine or 2.5 mg lorazepam, given orally; if patients refused, they received i.m. 5 mg haloperidol plus either 50 mg promethazine or 2.5 to 5 mg lorazepam. During seclusion, further administration of “as needed” medications were considered “involuntary medication.” Per 1,000 admission days, for those assigned to first-choice involuntary medication, both the use of seclusion (RR, 0.51; 95% CI, 0.34 to 0.79; p<0.001) and the duration of seclusion (RR, 0.54; 95% CI, 0.50 to 0.58; p<0.001) were significantly lower. Because the use of involuntary medication was also allowable in the seclusion group and because the choice and dosing of medications used potentially could have been equivalent to those in the first-choice involuntary medication group, the authors compared the use of involuntary medications in the two groups. Use of involuntary medication was significantly higher (RR, 2.58; 95% CI, 1.54 to 4.31; p<0.001) in patients assigned to first-choice involuntary medication than in those in first-choice seclusion. In contrast, neither use of mechanical restraint nor coercive incidents (defined as a sequence of coercive episodes including seclusion, mechanical restraint, or involuntary medication over a 24-hour period) differed significantly between groups.

One retrospective cohort study compared pharmacological delirium treatment with no treatment in 200 intubated patients with delirium.⁸⁵ The delirium treatment group comprised 98 patients that received at least one dose of quetiapine, olanzapine, risperidone, ziprasidone, haloperidol, or dexmedetomidine within 24 hours of their first positive delirium screen; the no treatment group comprised 102 patients who received delirium treatment more than 24 hours

after screening (n=18) or received no pharmacological intervention during their delirium course (n=84). The treatment group spent significantly fewer days in restraint compared with the no treatment group (median of 3 vs. 6 days, p<0.001).

Pre/Post Studies

One retrospective pre/post study reported changes in the use of seclusion and restraint following implementation of a hospital-wide ban on p.r.n. (“when necessary”) orders for psychotropic medications.⁷⁶ During the 3-month baseline period when p.r.n. medications were permitted, 8 incidents of restraint and 48 incidents of seclusion occurred during 223 admissions. During the subsequent 3-month period when p.r.n medications were not permitted, fewer incidents of restraint (4) and seclusion (41) occurred among 224 admissions, although the mean duration of seclusion was higher (13.1 vs. 19.2 hours). None of these observed differences was statistically significant.

Comparative Harms of Strategies (Key Question 2)

We describe in separate sections the studies that reported harms data relevant to KQ 2a (preventing aggressive behavior); KQ 2b (de-escalating aggressive behavior); and KQ 2c (reducing restraints or seclusion). In Appendix D, we present detailed SOE tables for each primary outcome, organized by intervention type. Summary tables presenting characteristics and outcomes for all pre/post studies are available in Appendix F.

Table 11. Summary of findings with strength of evidence: Comparative harms of staff training strategies for preventing aggressive behavior (KQ 2a)

Intervention and Comparison	Primary Outcome of Interest	Outcome N of Patients Analyzed	Strength of Evidence	Supporting Judgment	Findings and Direction of Effect
Staff training vs. usual care	Staff distress	Change in staff resignations and transfers	Insufficient	High risk of bias, consistency unknown—single study, indirect, imprecise	Fewer staff resignations and transfers in unit that received the staff training than in control unit (4 vs. 9), no statistical testing reported ¹⁰³
		NR			
	Change in staff sick leave	Insufficient	High risk of bias, consistency unknown—single study, indirect, imprecise	Greater percentage decrease in number of sick leave hours in unit that received the staff training than in control unit (-28.2% vs. +7.7%), no statistical testing reported ¹⁰³	
	Patient distress	Change in patients' rights complaints	Insufficient	High risk of bias, consistency unknown—single study, indirect, imprecise	Fewer patients' rights complaints occurred in unit that received the staff training than in control unit (from 6 to 2 vs. from 1 to 4), no statistical testing reported ¹⁰³
		NR			

N = number; NR = not reported; vs. = versus.

Key Points

Key Question 2a: Harms of Strategies To Prevent Aggressive Behavior

Staff Training Interventions Versus Usual Care

- One CRT (Table 11) addressed staff training. A unit on which staff received interpersonal communication training had fewer patient rights complaints, staff resignations and transfers, and sick leave compared to a control unit. Further, the intervention unit experienced a greater decrease in these outcomes during the study period, compared to the control unit¹⁰³ (one CRT, insufficient SOE).

Risk Assessment Interventions Versus Usual Care

- We identified no eligible studies (insufficient SOE).

Multimodal Interventions Versus Usual Care

- We identified no eligible studies (insufficient SOE).

Environmental or Group Psychotherapeutic Interventions Versus Usual Care

- We identified no eligible studies (insufficient SOE).

Medication Protocols Versus Other Medication Protocols or Alternative Strategies

- We identified no eligible studies (insufficient SOE).

Key Question 2b: Harms of Strategies to De-escalate Aggressive Behavior

Staff Training Interventions Versus Usual Care

- We identified no eligible studies (insufficient SOE).

Risk Assessment Interventions Versus Usual Care

- We identified no eligible studies (insufficient SOE).

Multimodal Interventions Versus Usual Care

- We identified no eligible studies (insufficient SOE).

Environmental or Group Psychotherapeutic Interventions Versus Usual Care

- We identified no eligible studies (insufficient SOE).

Medication Protocols Versus Other Medication Protocols or Alternative Strategies

- Four RCTs provided harms data for medication protocols for de-escalating aggressive behavior; all reported small numbers of events and performed no statistical testing (all

insufficient SOE). These studies (Table 12) generally reported their harms findings as indicating no differences, but they were underpowered to test noninferiority.

- One RCT examined three possible harms: incidence of staff injury; drug-related adverse effects; and incidence of abnormal QT (QRS complex to T wave interval) interval after use of midazolam, droperidol, or their combination for patients with active aggression⁷⁷ (one RCT, insufficient SOE).
- Another RCT reported on acute extrapyramidal events and incidence of marked sedation in a comparison between haloperidol and flunitrazepam⁸² (one RCT, insufficient SOE).
- A third RCT reported the incidence of side effects of i.m. 2 mg lorazepam alone or in combination with i.m. 5 mg haloperidol for 20 adults treated in a psychiatric emergency service setting⁹⁸ (one RCT, insufficient SOE).
- Finally, one RCT reported the incidence of differences in changes in vital signs in 202 acutely agitated emergency department patients treated with intravenous droperidol or lorazepam¹⁰² (one RCT, insufficient SOE).
- One NRCT (Table 12) reported the incidence of extrapyramidal events in 101 adult inpatients with psychosis receiving either risperidone, olanzapine, quetiapine, or haloperidol⁹⁹ (one NRCT, insufficient SOE).
- Another NRCT (Table 12) reported the incidence of treatment-emergent side effects, including extrapyramidal events, for patients receiving olanzapine, risperidone, or haloperidol¹⁰⁶ (one NRCT, insufficient SOE).

Table 12. Summary of findings with strength of evidence: Comparative harms of medication protocols for addressing aggressive behavior (Key Question 2b)

Intervention and Comparison	Primary Outcome of Interest	Outcome of Interest N of Patients Analyzed	Strength of Evidence	Supporting Judgment	Findings and Direction of Effect
Medication protocols vs. other medication protocols	Staff harm	Staff injury 91	Insufficient	Medium risk of bias, consistency unknown—single study, direct, imprecise	Very small numbers of events with no statistical testing for detecting differences in droperidol vs. midazolam vs. a combination of droperidol plus midazolam (3 vs. 1 vs. 2, p=NR). ⁷⁷
	Adverse effects from medication	Acute extra-pyramidal events 28	Insufficient	Medium risk of bias, consistency unknown—single study, direct, imprecise	No acute extrapyramidal events ^a with either in haloperidol vs. flunitrazepam at 90 minutes. ⁸²
		Marked sedation 28	Insufficient	Medium risk of bias, consistency unknown—single study, direct, imprecise	Very few events at 90 minutes with either haloperidol vs. flunitrazepam, no statistical testing reported (3 vs. 3, p=NR). ⁸²
	Drug-related adverse events 91	Insufficient	Medium risk of bias, consistency unknown—single study, direct, imprecise	Very small numbers of events with no statistical testing for detecting differences in droperidol vs. midazolam vs. a combination of droperidol plus midazolam (2 vs. 8 vs. 2, p=NR). ⁷⁷	

Table 12. Summary of findings with strength of evidence: Comparative harms of medication protocols for addressing aggressive behavior (Key Question 2b) (continued)

Intervention and Comparison	Primary Outcome of Interest	Outcome of Interest N of Patients Analyzed	Strength of Evidence ^a	Supporting Judgment	Findings and Direction of Effect
Medication protocols vs. other medication protocols (continued)	Adverse effects from medication (continued)	Abnormal QT interval	Insufficient	Medium risk of bias, consistency unknown—single study, direct, imprecise	Very small numbers of abnormal QT intervals with no statistical testing for detecting differences in droperidol vs. midazolam vs. a combination of droperidol plus midazolam (2 vs. 2 vs. 4, p=NR). ⁷⁷
		Medication side effects	Insufficient	Low risk of bias, consistency unknown—single study, direct, imprecise	No medication side effects reported with either haloperidol plus lorazepam vs. lorazepam. ⁹⁸
		Reduction in vital signs	Insufficient	High risk of bias, consistency unknown—single study, direct, precise	No significant difference for any reduced vital signs between droperidol vs. lorazepam. ¹⁰²
		Overall treatment-emergent adverse events	Insufficient	High risk of bias, consistency unknown—single study, direct, imprecise	Few overall treatment-emergent adverse events with olanzapine vs. risperidone vs. haloperidol vs. other comparator groups (p=NR). ¹⁰⁶
		Adverse events considered related to primary antipsychotic medication	Insufficient	High risk of bias, consistency unknown—single study, direct, imprecise	Very few events considered related to primary antipsychotic medication with olanzapine vs. risperidone vs. haloperidol (p=NR). ¹⁰⁶
		Extra-pyramidal symptoms	Insufficient	High risk of bias, consistency unknown—single study, direct, imprecise	No significant difference (very few events) with olanzapine vs. risperidone vs. haloperidol vs. other comparator groups. ¹⁰⁶
		Discontinuation due to clinically significant adverse events	Insufficient	High risk of bias, consistency unknown—single study, direct, imprecise	No significant difference in discontinuation due to clinically significant adverse events with olanzapine vs. risperidone vs. haloperidol vs other comparator groups. ¹⁰⁶
		Extra-pyramidal events	Insufficient	Medium risk of bias, consistency unknown—single study, direct, imprecise	Significant difference but very few extrapyramidal events in risperidone vs. olanzapine vs. quetiapine vs. haloperidol (p=0.012). ⁹⁹

^a Also no excitation or disinhibition in patients receiving flunitrazepam, not reported for the haloperidol.⁸²

N = number; NR = not reported; NS = not significant; QT = QRS complex to T wave interval; vs. = versus.

Key Question 2c: Harms of Strategies To Reduce Seclusion and Restraint Use

Staff Training Interventions Versus Usual Care

- We identified no eligible studies (insufficient SOE).

Risk Assessment Interventions Versus Usual Care

- We identified no eligible studies (insufficient SOE).

Multimodal Interventions Versus Usual Care

- We identified no eligible studies (insufficient SOE).

Environmental or Group Psychotherapeutic Interventions Versus Usual Care

- We identified no eligible studies (insufficient SOE).

Medication Protocols Versus Other Medication Protocols or Alternative Strategies

- We identified no eligible studies (insufficient SOE).

Detailed Synthesis

We identified 15 studies in 16 articles for this KQ with harms data: seven controlled trials and eight pre/post studies. Below, we detail the results by subquestion, then by intervention, and then by study design. In Appendix D, we present detailed SOE tables for each KQ 2 primary outcome, organized by intervention type. Appendix E contains detailed study characteristics tables across all intervention types. Appendix F provides a summary of findings for the pre/post studies.

Key Question 2a: Prevention of Aggressive Behavior

This section describes the eight included studies evaluating the effectiveness of interventions designed to prevent aggressive behavior in those without active aggression. One study was a controlled trial using a CRT design to assess staff training interventions;¹⁰³ seven (reported in eight articles) used a pre/post design.^{80,81,88,90,91,94,100,101} Of those seven pre/post studies, six evaluated the implementation of a multimodal intervention,^{88,90,91,94,100,101} and one evaluated an environmental or group psychotherapeutic intervention.^{80,81}

We did not identify any studies that addressed the comparative harms of either risk assessment interventions or medication protocols with other early intervention techniques or usual care for preventing aggressive behavior or use of seclusion and restraints.

Staff Training Interventions Versus Usual Care

Controlled Studies

The staff training CRT (see Table 8 for de-escalating aggressive behavior), which focused on empathy training, also investigated patient complaints, staff resignations and transfers, and sick leave.¹⁰³ On the intervention unit, patients' rights complaints declined from 6 in the 1-year period before the intervention to 2 in the year following the intervention (66.7% decrease). On the

control unit, patients' rights complaints increased from 1 to 4 (300.0% increase) during the same period. Staff resignation and transfers declined from 11 to 4 (63.6% decrease) on the intervention unit; these outcomes increased on the control unit from 8 to 9 (12.5% increase). Sick leave (in hours) declined from 1,470 hours to 1,056 (28.2% decrease) on the intervention unit and increased on the control unit from 1,404 to 1,512 (7.7% increase). The investigators did not report tests of statistical significance.

Multimodal Interventions Versus Usual Care

Controlled Studies

We identified no eligible controlled studies.

Pre/Post Studies

Six pre/post studies addressed harms related to preventing aggression in those without active aggression.^{88,90,91,94,100,101} We discussed these studies in detail for KQ 1a (with additional details in Appendix F); data relevant to KQ 2a are presented here with studies in alphabetical order. Both the initial and followup studies of the City Nurse intervention, by Bowers et al.,^{90,101} compared the rate of suicide attempts before and after intervention implementation. The overall rate of suicide attempts was very low in both studies (0.004 and 0.008 mean attempts per shift pre-intervention, respectively); neither study showed a statistically significant reduction after the intervention. Currier et al.⁹⁴ reported that the rate of injuries to staff by patients did not increase after the intervention (designed to reduce seclusion and restraint), although the investigators did not present data by unit or report any specific numbers or measures of statistical significance. They also reported that the number of patient falls increased on the neurogeriatric unit post-intervention, but they simultaneously noted that these falls were without injuries. Emmerson et al.,⁸⁸ for their 4T aggression Management Strategy, reported statistically significant overall and mean monthly reductions in staff injuries and a lack of a potentially anticipated harm from medication protocols to decrease aggression (no significant increase in sedation-related adverse effects). Forster et al.¹⁰⁰ reported that the rate of staff injuries were reduced by 18.8 percent, when comparing the 12 months before and the 12 months after the multimodal quality improvement intervention. Finally, Khadivi et al.⁹¹ reported a statistically significant decrease in assaults on staff and assaults on patients after reducing seclusion and restraint; they also observed a nonsignificant decrease in self-destructive behavior. Although the pre/post design of these studies does not allow causal inference, this available information is consistent with evidence suggesting that multimodal interventions lower seclusion and restraint use and aggressive behavior without harms.

Environmental or Group Psychotherapeutic Interventions Versus Usual Care

Controlled Studies

We identified no eligible studies.

Pre/Post Studies

One pre/post study comparing a closed-door, locked psychiatric ICU with an open-door psychiatric ICU examined suicide as a potential harm to patients (see KQ 1 for a more detailed study description).^{80,81} A single serious suicide attempt took place in the open-door ICU. The

investigators did not statistically compare the risk of suicidal behaviors between the two units and did not report any other harms.

Medication Protocols Versus Other Medication Protocols or Alternative Strategies

Controlled Studies

We identified no eligible studies.

Pre/Post Studies

We identified no relevant studies.

Key Question 2b: De-escalating Aggressive Behavior

No studies of staff training, risk assessment, multimodal, or environmental or group psychotherapeutic interventions reported on the comparative harms of strategies for de-escalating aggressive behavior. All six eligible studies addressed the use of medication protocols (Table 13).

Table 13. Characteristics, main outcomes, and risk of bias ratings for harms from medication protocol studies to de-escalate aggressive behaviors (Key Question 2b)

Intervention First Author, Year Study Design Setting, Country	N Duration (Months)	Intervention Comparator	Staff Injury	Medication Side Effects	Risk of Bias Rating
Isbister et al., 2010 ⁷⁷ RCT (parallel) Public psychiatric hospital Australia	91 6 hours	G1: Droperidol: 10 mg i.m. G2: Midazolam: 10 mg i.m. G3: Droperidol (5 mg i.m.) plus Midazolam (5 mg i.m.)	Staff injury, n (%) [95% CI] G1: 3 (9%) [2 to 25%] G2: 1 (3%) [0 to 20%] G3: 2 (7%) [1 to 24%] p=NR	Drug-related adverse events, n (%) [95% CI] G1: 2 (6%) [1 to 22%] G2: 8 (28%) [13 to 47%] G3: 2 (7%) [1 to 24%] p=NR Abnormal QT interval, n (%) [95% CI] G1: 2 (6%) [1 to 23%] G2: 2 (7%) [1 to 24%] G3: 4 (14%) [5 to 33%] p=NR	Medium
Dorevitch et al., 1999 ⁸² RCT (parallel) Acute inpatient psychiatric facility or facilities Israel	28 90 mins	During aggressive event: G1: Haloperidol (5 mg i.m.) G2: Flunitrazepam (1 mg i.m.)	NR	Acute extrapyramidal events ^a , n G1: 0 G2: 0 p=NR Incidence of marked sedation, n G1: 3 G2: 3 p=NR	Medium
Bieniek et al., 1998 ⁹⁸ RCT (parallel) Psychiatric emergency service United States	20 3 hours	G1: Haloperidol (5 mg i.m.) + lorazepam (2 mg i.m.) (n=9) G2: Lorazepam (2 mg i.m.) (n=11)	NR	Medication side effects, n G1: 0 G2: 0	Low

Table 13. Characteristics, main outcomes, and risk of bias ratings for harms from medication protocol studies to de-escalate aggressive behaviors (Key Question 2b) (continued)

Intervention First Author, Year Study Design Setting, Country	N Duration (Months)	Intervention Comparator	Staff Injury	Medication Side Effects	Risk of Bias Rating
Richards et al., 1998 ¹⁰² RCT (parallel) Large urban university emergency department United States	202 60 mins	G1: Droperidol, 2.5 mg i.v. (when weight <50 kg) or 5 mg i.v. (when weight >50 kg) ^b G2: Lorazepam, 2 mg i.v. (when weight <50 kg) or 4 mg i.v. (when weight >50 kg) ^b	NR	Acute dystonic reaction G1: 1 ^c G2: 0 p=NR Patients in both groups experienced statistically significant reductions in vital signs within 60 mins of receiving drugs, including pulse, SBP, and respiratory rate (all p's <0.001), but not body temperature (p=0.2 after droperidol and 0.4 after lorazepam). However, no statistically significant between-group differences for any vital sign (all p's >0.05). Additionally, no adverse events with respect to vital signs in either group. No acute allergic reactions to either drug, and no patient required airway intervention.	High
Villari et al., 2008 ⁹⁹ NRCT Psychiatric emergency service (in-hospital) Italy	101 72 hours	G1: Risperidone (2–6 mg/day PO) G2: Olanzapine (10–20 mg/day PO) G3: Quetiapine (300–800 mg/day PO) G4: Haloperidol (5–15 mg/day PO)	NR	Abnormal gait, n (%) G1: 2 (7.4) G2: 2 (8.3) G3: 1 (4.6) G4: 2 (7.1) p=0.964 Dizziness, n (%) G1: 1 (3.7) G2: 3 (12.5) G3: 4 (18) G4: 1 (3.6) p=0.204 EPS, n (%) G1: 2 (7.4) G2: 0 (0) G3: 0 (0) G4: 6 (21.4) p=0.012 Headache, n (%) G1: 1 (3.7) G2: 2 (8.3) G3: 1 (4.6) G4: 2 (7.1) p=0.888 Hypotension, n (%) G1: 2 (7.4) G2: 4 (17) G3: 3 (14) G4: 4 (14) p=0.78	Medium

Table 13. Characteristics, main outcomes, and risk of bias ratings for harms from medication protocol studies to de-escalate aggressive behaviors (Key Question 2b) (continued)

Intervention First Author, Year Study Design Setting, Country	N Duration (Months)	Intervention Comparator	Staff Injury	Medication Side Effects	Risk of Bias Rating
Medication Protocol Villari et al., 2008 ⁹⁹ (continued)				Somnolence, n (%) G1: 3 (11.1) G2: 5 (21) G3: 7 (32) G4: 5 (18) p=0.338	
Wilhelm et al., 2008 ¹⁰⁶ NRCT Psychiatric or forensic hospitals (n=102) Germany	558 6 days ^d	G1: Olanzapine G2: Non- olanzapine medication G3: Risperidone G4: Non- risperidone medication G5: Haloperidol G6: Non- haloperidol medication	NR	AEs considered related to primary antipsychotic medication, n (%) G1: 21 (5.4) vs. G2: 12 (7.1) G3: 8 (11.1) vs. G4: 25 (5.1) G5: 12 (9.1) vs. G6: 21 (4.9) p=NS Discontinuation due to clinically significant AEs, n (%) G1: 1 (0.3) vs. G2: 1 (0.6) G3: 1 (1.4) vs. G4: 1 (0.2) G5: 0 (0.0) vs. G6: 2 (0.5) p=NS Overall treatment-emergent AEs, n (%) ^e G1: 24 (6.2) vs. G2: 13 (7.7) G3: 8 (11.1) vs. G4: 29 (6.0) G5: 13 (9.8) vs. G6: 24 (5.6) p=NS Serious AEs considered related to primary antipsychotic medication, n (%) G1: 1 (0.3) vs. G2: 1 (0.6) G3: 0 (0.0) vs. G4: 2 (0.4) G5: 2 (1.5) vs. G6: 0 (0.0) p=NS Overall serious AEs, n (%) G1: 2 (0.5) vs. G2: 2 (1.2) G3: 0 (0.0) vs. G4: 4 (0.8) G5: 3 (2.3) vs. G6: 1 (0.2) p=NS Dyskinesia ^f , n (%) G1: 2 (0.5) vs. G2: 2 (1.2) G3: 0 (0.0) vs. G4: 4 (0.8) G5: 3 (2.3) vs. G6: 1 (0.2) p=NS EPS ^g , n (%) G1: 1 (0.3) vs. G2: 3 (1.8) G3: 1 (1.4) vs. G4: 3 (0.6) G5: 2 (1.5) vs. G6: 2 (0.5) p=NS	High

Table 13. Characteristics, main outcomes, and risk of bias ratings for harms from medication protocol studies to de-escalate aggressive behaviors (Key Question 2b) (continued)

Intervention First Author, Year Study Design Setting, Country	N Duration (Months)	Intervention Comparator	Staff Injury	Medication Side Effects	Risk of Bias Rating
Wilhelm et al., 2008 ¹⁰⁶ (continued)				Sedation, n (%) G1: 3 (0.8) vs. G2: 1 (0.6) G3: 1 (1.4) vs. G4: 3 (0.6) G5: 2 (1.5) vs. G6: 2 (0.5) p=NS Postural dizziness, n (%) G1: 3 (0.8) vs. G2: 0 (0.0) G3: 0 (0.0) vs. G4: 3 (0.6) G5: 2 (1.5) vs. G6: 1 (0.2) p=NS Increased weight, n (%) G1: 3 (0.8) vs. G2: 0 (0.0) G3: 1 (1.4) vs. G4: 2 (0.4) G5: 0 (0.0) vs. G6: 3 (0.7) p=NS Akathisia, n (%) G1: 2 (0.5) vs. G2: 0 (0.0) G3: 1 (1.4) vs. G4: 1 (0.2) G5: 0 (0.0) vs. G6: 2 (0.5) p=NS Oculogyric crisis, n (%) G1: 2 (0.5) vs. G2: 0 (0.0) G3: 1 (1.4) vs. G4: 1 (0.2) G5: 0 (0.0) vs. G6: 2 (0.5) p=NS Salivary hypersecretion, n (%) G1: 1 (0.3) vs. G2: 1 (0.6) G3: 1 (1.4) vs. G4: 1 (0.2) G5: 0 (0.0) vs. G6: 2 (0.5) p=NS Very few discontinuations due to clinically significant adverse events with olanzapine vs. risperidone vs. haloperidol medication, p=NR.	

^a Also no excitation or disinhibition in patients receiving flunitrazepam, not reported for the haloperidol.⁸²

^b Dosages of study drugs were selected based on patients' weight, which the treating clinician estimated visually.¹⁰²

^c The one case of dystonic reaction occurring in the droperidol group was characterized by torticollis and tongue protrusion. The patient responded well to i.v. diphenhydramine.¹⁰²

^d The study followed enrolled patients over the first 6 days of their hospitalizations. Baseline was day 1, and the following 5 days (days 2–6) represented the followup period.¹⁰⁶

^e A total of 37 patients experienced one or more treatment-emergent adverse events, but some patients were included in more than one category of adverse event.¹⁰⁶

^f Included early (n=3) and perioral dyskinesias (n=1).¹⁰⁶

[§] Extrapyramidal symptoms were described as “extrapyramidal disorder” by study authors.¹⁰⁶

AE = adverse event; CI = confidence interval; EPS = extrapyramidal symptoms; G = group; i.m. = intramuscular; i.v. = intravenous; kg = kilogram(s); mg = milligram; mins = minutes; n = number of events; NR = not reported; NS = not significant; PO = orally; QT = Q and T wave intervals; RCT = randomized controlled trial; SBP = systolic blood pressure; vs. = versus.

Medication Protocols Versus Other Medication Protocols or Alternative Strategies

Controlled Studies

Four RCTs^{77,82,98,102} and two NRCTs^{99,106} reported medication side effects (Table 13).

One double-blind RCT compared single-dose 10 mg i.m. midazolam (considered the standard treatment) with 10 mg i.m. droperidol and with 5 mg i.m. midazolam plus 5 mg i.m. droperidol in 79 patients. Midazolam resulted in a higher incidence of medication side effects (n=8) compared with droperidol (n=2) or with a lower-dose combination of the two (n=2); and the medication regimens did not differ in the incidence of abnormal QT interval (n=2 vs. 2 and 4, respectively). The investigators did not report statistical significance of these findings.

A second RCT compared single-dose intravenous droperidol (2.5 mg or 5 mg if weight < or > 50 kg) with lorazepam (2 mg or 4 mg if weight < or > 50 mg) in 202 acutely agitated patients in an emergency department who were at risk of placing themselves and staff at danger and required constant supervision.¹⁰² No patients experienced an acute allergic reaction or needed airway intervention, but one droperidol-treated patient experienced an acute dystonic reaction. Between-group differences in reductions in vital signs (pulse, respiratory rate, blood pressure, and body temperature) were not statistically significant.

Two RCTs compared i.m. haloperidol with a different psychotropic medication in actively psychotic patients. One compared single-dose 5 mg i.m. haloperidol plus 2 mg lorazepam (considered the standard treatment) with lorazepam alone in 20 adults treated in a psychiatric emergency service setting.⁹⁸ The other compared 5 mg i.m. haloperidol with 1 mg i.m. flunitrazepam in 28 patients.⁸² Neither trial reported any statistically different incidences of medication-related adverse events or side effects.

One NRCT reported no statistically significant differences in the incidence of abnormal gait, dizziness, extrapyramidal events, headache, hypotension, or somnolence in 101 adult inpatients with psychosis who were treated for 72 hours with one of three oral second-generation antipsychotics (2–6 mg/day risperidone, 10–20 mg/day olanzapine, 300–800 mg/day quetiapine) or with oral 5–15 mg/day haloperidol.⁹⁹

One naturalistic, observational NRCT of 588 agitated psychiatric inpatients reported the percentage of adverse events considered related to primary antipsychotic medication as 5.4 percent for olanzapine, 11.1 percent for risperidone, and 9.1 percent for haloperidol. The percentage of serious medication adverse events was low for all treatments: haloperidol (1.5%), olanzapine (0.3%), and risperidone (0.0%).¹⁰⁶

Key Question 2c: Reducing Seclusion and Restraint Use

No studies provided information on the comparative harms of staff training, risk assessment, multimodal, or environmental or group psychotherapeutic interventions to reduce use of seclusion and restraint for patients with active aggression. We identified one study, a pre/post study, that addressed the use of medication protocol interventions to reduce the use of seclusion and restraint for actively aggressive patients. Thus, all SOE grades were insufficient.

Medication Protocols Versus Other Medication Protocols or Alternative Strategies

Controlled Studies

We identified no eligible studies.

Pre/Post Studies

One pre/post study compared the number of employee injuries before and after implementation of a hospital-wide ban on p.r.n. orders for psychotropic medications.⁷⁶ Fourteen staff injuries occurred during the 3-month period when p.r.n orders were permitted, and 12 staff injuries occurred during the 3-month period when p.r.n. orders were not permitted.

Key Question 3. Characteristics Modifying the Comparative Benefits or Harms of Strategies

For this KQ, we had intended to evaluate potential moderators of the benefits or harms of strategies to prevent or de-escalate aggressive behavior or reduce the use of seclusion or restraints. However, we found no eligible studies of staff training, risk assessment, environmental or group psychotherapeutic, multimodal, or medication protocol interventions for KQ 3. SOE is, therefore, insufficient in all cases.

Discussion

Our review aims to address two gaps in the available literature involving the effectiveness of strategies to de-escalate aggressive behavior. We synthesized available data about (1) the effectiveness of different alternative strategies to *prevent aggressive behavior* and (2) the effectiveness of alternative strategies compared with each other or with seclusion and restraints to *de-escalate aggressive behaviors* or *improve health outcomes for those who are acutely aggressive*.

This chapter summarizes key findings and how they relate to published findings and current clinical practices and policies. We also briefly examine the applicability of our findings and their implications for decisionmaking. We comment on limitations of both the review process and the entire evidence base as a segue into our discussion of research gaps in this field.

Key Findings and Strength of Evidence

Identifying and implementing effective strategies to de-escalate aggressive behaviors in acute care and emergency department settings is a key concern for patients, clinicians and policymakers. The emphasis is on safe and effective means of limiting the use of seclusion and restraints. Alternative strategies include staff training, risk assessment, multimodal interventions (which include multiple components that may be part of other strategies), environmental interventions (including group psychotherapeutic options), and use of medications. Our report provides a comprehensive summary of the available evidence on the comparative benefits and harms of alternatives to seclusion and restraints versus each other and versus the use of seclusion and restraints.

In this review, we focus on three key issues that decisionmakers commonly face:

1. What is the comparative effectiveness of general strategies that can be applied unit-wide to prevent aggressive behavior?
2. Once patients are actively aggressive, what is the comparative effectiveness of strategies, including the use of seclusion and restraints, to de-escalate aggressive behavior?
3. Once patients are actively aggressive, what is the comparative effectiveness of strategies to reduce the use of seclusion and restraints?

Overall, the evidence base is extremely limited. What evidence was available came largely from pre/post studies. Their inherent high risk of bias precludes drawing inferences of causality (and so we did not grade strength of evidence [SOE] for such studies), but we note the existence of these studies in the text below.

No Key Questions (KQs) had data supporting a SOE grade that exceeded low SOE (based on criteria as described in the Evidence-based Practice [EPC] Methods Guide).⁷⁴ Although 15 of 29 studies involved acute inpatient psychiatric settings, most of which involved serious mental illness diagnoses, the majority of articles did not give the proportion of patients with agitated or aggressive behavior. Consequently, we are not able to describe clinical demographics.

We focus here on the 11 studies (mainly randomized controlled trials [RCTs] or cluster randomized trials [CRTs]) for which we could grade SOE of one or more outcomes. Of these, three were CRTs (for KQ 1. We rated all as medium risk of bias, most commonly because of failure to control either for potential confounding or for intraclass correlations in the CRTs that were eligible for inclusion. No KQs had comparative data supporting an SOE grade that exceeded low strength of evidence. By definition, all findings were of unknown inconsistency

(because they were single studies), but all provided direct evidence. In most cases, however, the data reported were imprecise. Thus, we graded these findings as insufficient SOE. In a very small number of cases in which data were precise, we graded SOE as low.

The tables below summarize *only* those findings with low SOE and those outcomes with eligible studies but with an SOE grade of insufficient. The variety of measures used to assess aggressive behavior and seclusion and restraint use prevented quantitative synthesis of the meager data that were available.

Most evidence addressed preventive, unit-wide programs rather than interventions specifically targeting actively aggressive patients; this focus essentially represents the core difference between the CRTs and the RCTs. Moreover, these analyses could involve samples of patients who were not actively aggressive as well as those who were. These factors prevented us from attributing reduction of aggressive behavior in actively aggressive patients to any particular intervention.

Furthermore, the inexact description of many interventions made it difficult to attribute a change to a particular component. For example, multimodal interventions had components of risk assessment and staff training, and distinguishing between them was sometimes challenging.

We report on our findings, by benefits and harms for each subquestion (e.g., KQs 1a and 2a) together, organized by intervention and specific outcomes. We also summarize our SOE findings for each subquestion in accompanying tables. If an eligible study provided relevant data, but we graded SOE as insufficient, we note this in the text and the table. If no eligible studies provided relevant data, we graded the SOE as insufficient and mention it in the text but not in the table.

As noted earlier, some SOE grades for KQ 1 were low (when we could assign a grade other than insufficient). Findings from eligible studies for KQ 2 were all insufficient. We had no studies for KQ 3.

Table 13 documents benefits and harms for risk assessment and staff training for preventing aggressive behaviors (KQs 1a and 2a); Table 14 documents benefits and harms of medication protocols for decreasing aggressive behaviors (KQs 1b and 2b); and Table 15 documents benefits and harms of medication protocols for reducing seclusion or restraints (KQs 1c and 2c).

The low confidence in these SOE grades (very few low grades; mainly insufficient grades that are not included in these tables because we had no relevant studies) reflects a critical limitation of the reviewed research. This pattern also calls into question both the reproducibility or replicability and the generalizability of results. Subsequent studies, assuming they are well designed and take statistical issues accurately into account, are likely to affect these findings substantially, although in what direction remains unclear. Future research, with the same assumptions, may confirm some findings but provide more information that might lead to higher SOE grades.

Strategies To Prevent Aggressive Behavior: Benefits (KQ 1a) and Harms (KQ 2a)

Two of the interventions had eligible studies, only one of which (risk protocol assessment) led primarily to low SOE findings (Table 14). For units implementing structured risk assessment protocols, which matches needs to identified risks to reduce the likelihood of aggressive behavior, we graded the SOE as low that these protocols produced fewer aggressive incidents and a reduction in the use of seclusion and restraints compared with usual care. This low SOE rating was attributable, in the main, to a small number of trials; other issues involved diverse operationalizations of key concepts across studies, which precluded direct comparisons; and the

failure of analyses of the CRTs to account for intra-class correlations.¹⁰⁷ We identified no data addressing the harms of such an intervention (so the SOE rating of insufficient).

Table 14. Summary of findings with strength of evidence grades: Comparative benefits and harms of two strategies for preventing aggressive behavior^a (KQs 1a and 2a)

Intervention and Comparison	Primary Outcome of Interest	Outcome	Strength of Evidence	Supporting Judgment	Findings and Direction of Effect			
		N of Patients Analyzed						
Staff training vs. usual care	Change in aggressive behavior	Aggressive behavior resulting in staff injury	Insufficient	High risk of bias, consistency unknown—single study, direct, imprecise	Fewer assaults on staff occurred in unit that received the staff training vs. the control unit (4 vs. 5); no statistical testing reported. ¹⁰³			
		NR						
	Change in seclusion or restraint	Incidents of seclusion or restraint	Insufficient	High risk of bias, consistency unknown—single study, direct, imprecise	Fewer incidents of seclusion or restraint on the unit that received the training vs. the control unit (84 vs. 228); no statistical testing reported. ¹⁰⁵			
		NR						
	Staff distress	Change in staff resignations and transfers	Change in staff resignations and transfers	Insufficient	High risk of bias, consistency unknown—single study, indirect, imprecise	Fewer staff resignations and transfers in unit that received the staff training than in control unit (4 vs. 9), no statistical testing reported. ¹⁰³		
NR								
	Change in staff sick leave	Change in staff sick leave	Insufficient	High risk of bias, consistency unknown—single study, indirect, imprecise	Greater percentage decrease in number of sick leave hours in unit that received the staff training than in control unit (-28.2% vs. +7.7%), no statistical testing reported. ¹⁰³			
		NR						
Patient distress	Change in patients' rights complaints	Change in patients' rights complaints	Insufficient	High risk of bias, consistency unknown—single study, indirect, imprecise	Fewer patients' rights complaints occurred in unit that received the staff training than in control unit (from 6 to 2 vs. from 1 to 4), no statistical testing reported. ¹⁰³			
		NR						
Risk assessment vs. usual care	Change in aggressive behavior	Number of aggressive patients	Insufficient	Medium risk of bias, consistency unknown—single study, direct, imprecise	Nonsignificant 50% RR reduction with risk assessment. ⁸⁷			
		170 during baseline period, 458 during intervention period						
		Aggressive incidents				Low	Medium risk of bias, consistency unknown—single study, direct, precise	Significant 68% RR reduction with risk assessment, p<0.0001 reported; failure to control for intraclass correlations weakens the finding. ⁸⁷
		170 during baseline period, 458 during intervention period						
	Rate of severe aggressive incidents	Rate of severe aggressive incidents	Low	Medium risk of bias, consistency unknown—single study, direct, precise	Significantly lower risk with structured risk assessment: (RR, 0.59; 95% CI, 0.41 to 0.83) p<0.001 reported; failure to control for intraclass correlations weakens the finding. Decrease achieved since baseline with risk assessment (-41%) vs. usual care (-15%), no statistical testing reported. ⁷⁸			
		973 post-intervention						

Table 14. Summary of findings with strength of evidence grades: Comparative benefits and harms of two strategies for preventing aggressive behavior^a (KQs 1a and 2a) (continued)

Intervention and Comparison	Primary Outcome of Interest	Outcome		Strength of Evidence	Supporting Judgment	Findings and Direction of Effect
		N of Patients Analyzed				
Risk assessment vs. usual care (continued)	Change in seclusion or restraint (continued)	Change in physical attacks		Low	Medium risk of bias, consistency unknown—single study, direct, precise	Significantly greater decrease with risk assessment (-41%) vs. usual care (-7%), p<0.001 reported; failure to control for intraclass correlations weakens the finding. ⁷⁸
		973 post-intervention				
		Secluded patients	Insufficient	Medium risk of bias, consistency unknown—single study, direct, imprecise	Nonsignificant 8% RR increase with risk assessment. ⁸⁷	
		170 during baseline period, 458 during intervention period				
		Seclusion incidents	Insufficient	Medium risk of bias, consistency unknown—single study, direct, imprecise	Nonsignificant 15% RR reduction with risk assessment. ⁸⁷	
		170 during baseline period, 458 during intervention period				
		Hours in seclusion	Low	Medium risk of bias, consistency unknown—single study, direct, precise	Significant 45% RR reduction with risk assessment, p<0.0001 reported; failure to control for intraclass correlations weakens the finding. ⁸⁷	
170 during baseline period, 458 during intervention period						
Change in coercive ^b incidents	Low	Medium risk of bias, consistency unknown—single study, indirect, precise	Significant decrease from baseline with risk assessment (-27%) vs. usual care (+10%), p<0.001 reported; failure to control for intraclass correlations weakens the finding. ⁷⁸			
973 post-intervention						

^a For KQ 1a, we had no studies of eligible study design for environmental or group psychotherapeutic interventions or multimodal interventions; thus, we could not rate risk of bias.

^b Coercive measures covered a wide range of measures from forced injection of psychotropic medication to seclusion and mechanical restraint.⁷⁸

CI = confidence interval; KQ = Key Question; N = number; NR = not reported; RR = relative risk; vs. = versus.

For staff training, for environmental interventions, and for medication use, we graded the evidence base addressing benefits and harms as insufficient. We identified no controlled trials or interrupted time-series studies to provide data for an SOE rating for either question.

Strategies To Address Aggressive Behavior: Benefits (KQ 1b) and Harms (KQ 2b)

We identified no eligible studies for strategies involving staff training, risk assessment interventions, multimodal interventions, or environmental interventions. As a result, we rated all these strategies as having insufficient SOE for both benefit and harms. Although some of these strategies may have been applied to actively aggressive patients, reported data did not stratify by whether the outcomes happened specifically in the aggressive subgroup; rather, the data were

reported for the group involving both those actively aggressive and those not, so we could not determine the effect specifically on the aggressive subgroup.

The interventions to address the comparative effectiveness of strategies to de-escalate aggressive behavior focused on medications. These studies provided the only direct comparisons of two active strategies (rather than with usual care). Here, too, the evidence was limited. For both benefits and harms, we graded SOE as insufficient for each comparison assessing whether any specific medication or programmatic approach involving the timing of medication use emerged as a superior method for de-escalating aggressive behavior (Table 15). All comparisons occurred in single trials only, and the metric used to assess aggressive behavior differed across studies. All studies assessing benefits were underpowered to test noninferiority, and those studies reporting harms reported small numbers of events, preventing any statistical comparisons.

Table 15. Summary of findings with strength of evidence grades: Comparative benefits and harms of medication protocols for de-escalating aggressive behavior (KQs 1b and 2b)

Intervention and Comparison	Primary Outcome of Interest	Outcome		Supporting Judgment	Findings and Direction of Effect
		N of Patients Analyzed	Strength of Evidence		
Medication protocols vs. other medication protocols: Benefits	Change in aggressive behavior	Aggression response rate	Insufficient	Medium risk of bias, consistency unknown—single study, direct, imprecise	Nonsignificant difference in rates of OAS score reduction at 90 minutes in haloperidol vs. flunitrazepam (92% vs. 80%). ⁸²
		28			
	Duration of aggression	Insufficient	Medium risk of bias, consistency unknown—single study, direct, imprecise	Nonsignificant difference in the median duration of violent and acute behavioral disturbances with droperidol vs. midazolam vs. a combination of droperidol plus midazolam (20 vs. 24 vs. 25 minutes). ⁷⁷	
		91			
	Clinically significant change in OAS scores	Insufficient	Low risk of bias, consistency unknown—single study, direct, imprecise	Significantly greater likelihood of improvement (decrease of four or more points) in OAS scores of aggressive or agitated behavior at 60 minutes with the combination of haloperidol plus lorazepam (100%) vs. lorazepam alone (55%), p=0.03 (note small sample size). ⁹⁸	
		20			
Time to OAS improvement	Insufficient	Low risk of bias, consistency unknown—single study, direct, imprecise	Significantly shorter time to OAS improvement with the combination of haloperidol plus lorazepam vs. lorazepam alone, data NR, p=0.028 (note small sample size). ⁹⁸		
	20				
Sedation score at 5, 10, 15, 30, and 60 minutes	Insufficient	High risk of bias, consistency unknown—single study, direct, precise	Significantly lower mean sedation scores (i.e., less combative, violent, or out of control behavior) at 10, 15, 30, and 60 minutes with droperidol vs. lorazepam, each p <0.001 ¹⁰²		
	202				
Change in CGI-A scores	Insufficient	High risk of bias, consistency unknown—single study, direct, imprecise	No differences in changes in percentages of patients with CGI-A score ≥3 from baseline to day 6 or to last day of observation with olanzapine vs. risperidone vs. haloperidol, p=NR. ¹⁰⁶		
	558				

Table 15. Summary of findings with strength of evidence grades: Comparative benefits and harms of medication protocols for de-escalating aggressive behavior (KQs 1b and 2b) (continued)

Intervention and Comparison	Primary Outcome of Interest	Outcome	Strength of Evidence	Supporting Judgment	Findings and Direction of Effect			
		N of Patients Analyzed						
Medication protocols vs. other medication protocols: Benefits (continued)	Change in aggressive behavior (continued)	Change in MOAS total aggression scores	Insufficient	Medium risk of bias, consistency unknown—single study, direct, imprecise	Nonsignificant differences between risperidone vs. olanzapine vs. quetiapine vs. haloperidol in changes in mean total MOAS scores from baseline to 72 hours. ⁹⁹			
		101						
Medication protocols vs. other medication protocols: Harms	Staff harm	Staff injury	Insufficient	Medium risk of bias, consistency unknown—single study, direct, imprecise	Very small numbers of events with no statistical testing for detecting differences in droperidol vs. midazolam vs. a combination of droperidol plus midazolam (3 vs. 1 vs. 2, p=NR). ⁷⁷			
		91						
		Adverse effects from medication				Insufficient	Medium risk of bias, consistency unknown—single study, direct, imprecise	No acute extrapyramidal events ^a with either in haloperidol vs. flunitrazepam at 90 minutes. ⁸²
		Acute extrapyramidal events						
		28				Insufficient	Medium risk of bias, consistency unknown—single study, direct, imprecise	Very few events at 90 minutes with either haloperidol vs. flunitrazepam, no statistical testing reported (3 vs. 3, p=NR). ⁸²
		Marked sedation						
		28				Insufficient	Medium risk of bias, consistency unknown—single study, direct, imprecise	Very small numbers of events with no statistical testing for detecting differences in droperidol vs. midazolam vs. a combination of droperidol plus midazolam (2 vs. 8 vs. 2, p=NR). ⁷⁷
		Drug-related adverse events						
91	Insufficient	Medium risk of bias, consistency unknown—single study, direct, imprecise	Very small numbers of abnormal QT intervals with no statistical testing for detecting differences in droperidol vs. midazolam vs. a combination of droperidol plus midazolam (2 vs. 2 vs. 4, p=NR). ⁷⁷					
Abnormal QT interval								
91	Insufficient	Low risk of bias, consistency unknown—single study, direct, imprecise	No medication side effects reported with either haloperidol plus lorazepam vs. lorazepam. ⁹⁸					
Medication side effects								
20	Insufficient	High risk of bias, consistency unknown—single study, direct, imprecise	No significant difference for any reduced vital signs between droperidol vs. lorazepam. ¹⁰²					
Reduction in vital signs								
202	Insufficient	High risk of bias, consistency unknown—single study, direct, imprecise	Few overall treatment-emergent adverse events with olanzapine vs. risperidone vs. haloperidol p=NR. ¹⁰⁶					
Overall treatment-emergent adverse events								
		558						

Table 15. Summary of findings with strength of evidence grades: Comparative benefits and harms of medication protocols for de-escalating aggressive behavior (KQs 1b and 2b) (continued)

Intervention and Comparison	Primary Outcome of Interest	Outcome N of Patients Analyzed	Strength of Evidence	Supporting Judgment	Findings and Direction of Effect
Medication protocols vs. other medication protocols: Harms (continued)	Adverse effects from medication (continued)	Adverse events considered related to primary antipsychotic medication	Insufficient	High risk of bias, consistency unknown—single study, direct, imprecise	Very few events considered related to primary antipsychotic medication with olanzapine vs. risperidone vs. haloperidol p=NR. ¹⁰⁶
		558			
		Extrapyramidal symptoms	Insufficient	High risk of bias, consistency unknown—single study, direct, imprecise	No significant differences (very few events) with olanzapine vs. risperidone vs. haloperidol vs or comparator groups. ¹⁰⁶
		558			
		Discontinuation due to clinically significant adverse events	Insufficient	High risk of bias, consistency unknown—single study, direct, imprecise	No significant difference in discontinuation due to clinically significant adverse events with olanzapine vs. risperidone vs. haloperidol vs or comparator groups. ¹⁰⁶
		558			
		Extrapyramidal events	Insufficient	Medium risk of bias, consistency unknown—single study, direct, imprecise	Very small numbers of dizziness events in risperidone vs. olanzapine vs. quetiapine vs. haloperidol, p=0.012. ⁹⁹
		101			

^a Also no excitation or disinhibition in patients receiving flunitrazepam, not reported for the haloperidol.⁸²

CGI-A = Clinical Global Impression Severity of Illness – Aggression; KQ = Key Question; MOAS = Modified Overt Aggression Scale; N, n = number of patients; NR = not reported; NS = not significant; OAS = Overt Aggression Scale; QT = QRS complex to T wave interval; vs. = versus.

Strategies To Address Aggressive Behavior: Benefits (KQ 1c) and Harms (KQ 2c)

We identified no eligible studies for strategies involving staff training, risk assessment interventions, multimodal interventions, or environmental interventions. We graded SOE for all these strategies as insufficient for both benefit and harms.

Again, only medication interventions addressed this question and provided any direct comparisons of strategies (Table 16). Although involuntary medication as a first choice in actively aggressive patients did decrease the use of seclusion compared with first choice of seclusion, this single study’s high risk of bias led to a grade of insufficient SOE. This study reported no harms data, leading to an SOE grade of insufficient regarding the comparative harms of these strategies.

Table 16. Summary of findings with strength of evidence grades: Comparative benefits of medication-based strategies for reducing seclusion and restraint use in aggressive patients (KQ 1c)

Intervention and Comparison	Primary Outcome of Interest	Outcome		Supporting Judgment	Findings and Direction of Effect		
		N of Patients Analyzed	Strength of Evidence				
Medication protocols vs. other medication protocols or usual care	Change in seclusion or restraint	Seclusion incident rate	Insufficient	High risk of bias, consistency unknown—single study, direct, precise	Significant lower risk with involuntary medication ^a as first choice vs. seclusion as first choice (RR, 0.51; 95% CI, 0.34 to 0.79), p<0.001. ⁸⁶		
		659					
		Seclusion hours	Insufficient			Lower number of overall hours with involuntary medication ^a as first choice vs. seclusion as first choice (998 vs. 2,098), no statistical testing reported. ⁸⁶	
		659					
		Seclusion duration	Insufficient			High risk of bias, consistency unknown—single study, direct, imprecise	Longer mean duration with involuntary medication ^a as first choice vs. seclusion as first choice (32 vs. 30 hours), no statistical testing reported. ⁸⁶
		659					
		Seclusion duration rate	Insufficient			High risk of bias, consistency unknown—single study, direct, precise	Significant lower risk with involuntary medication ^a as first choice vs. seclusion as first choice (RR, 0.54; 95% CI, 0.5 to 0.58), p<0.001. ⁸⁶
659							
		Mechanical restraint incident rate	Insufficient	High risk of bias, consistency unknown—single study, direct, imprecise	No significant difference in involuntary medication ^a as first choice vs. seclusion as first choice (RR, 1.44; 95% CI, 0.38 to 5.36). ⁸⁶		
		659					
		Coercive incident rate ^b	Insufficient			High risk of bias, consistency unknown—single study, direct, imprecise	No significant difference in coercive incident rate in involuntary medication ^a vs. seclusion as first choice options (RR, 0.95; 95% CI, 0.67 to 1.35). ⁸⁶
		659					
		Duration in restraints	Insufficient			High risk of bias, consistency unknown—single study, direct, precise	
		200					

^a “Involuntary medication” refers to single dose haloperidol plus promethazine or lorazepam.⁸⁶

^b “Coercion” refers to a sequence of coercive episodes (seclusion, mechanical restraint, or involuntary medication) for less than 24 hours.⁸⁶

CI = confidence interval; KQ = Key Question; N = number; RR = relative risk; vs. = versus.

Finally, in treating delirium in an intensive care setting, immediate treatment with psychotropic medications led to shorter time in restraints compared with delayed or no treatment. We graded this as insufficient SOE because the data came from a high risk of bias study. Again, the study reported no harms data, leading to an insufficient SOE grade.

Characteristics of Patient, Intervention Components, or Settings Modifying Outcomes (KQ 3)

We identified no eligible studies that addressed whether these characteristics modified these results.

Findings in Relationship to What Is Already Known

This limited body of evidence is consistent with prior findings. Older reviews emphasized the lack of high quality and effective intervention studies to prevent the development of aggressive behavior in acute-care settings.^{12,15,108,109} The absence of relevant literature has been similarly reported for patients with actively aggressive behavior, whether alternative strategies were being compared with seclusion and restraints^{12,15} or whether alternatives to seclusion and restraints were being compared with each other.^{12,13,15,108} The lack of literature about comparative harms of these interventions has also been identified.¹¹⁰ Our review updates and confirms these findings, and it additionally includes potentially relevant pharmacologic interventions.

What our review adds is the finding that a general application to all individuals on an inpatient psychiatric unit (i.e., not just to those who are actively aggressive) of a strategy that involves a risk assessment component can decrease subsequent *aggressive* behavior. Earlier reviews of risk assessments assessed whether they could decrease *agitation*, which is often considered a lower-level precursor to aggression. However, CRTs in both trials that evaluated the effectiveness of risk assessment had data analytic limitations related to using a cluster randomized design. Specifically, investigators had not analyzed their data to account appropriately for the clustered nature of the data; this drawback likely affected each trial's results (e.g., increased the risk of a type I error). Finally, our results can be considered in the context of prior research about the impact of risk assessment practice on patients' agitation.¹¹¹ Specifically, our review identified a potential relationship between using risk assessment and lower aggression in acute care settings (albeit with the statistical limitations we noted); earlier research had found that using risk assessment is associated with reduced agitation.

Applicability

The scope of our review encompassed adults with a diagnosed psychiatric disorder, including delirium, in an acute care hospital setting and adults with severe psychiatric symptomatology in an emergency department setting. In addition, we included studies of patients for whom attempts were made to prevent aggressive behavior or to de-escalate that behavior if they became actively aggressive.

The populations and settings in the included studies were relevant to those we were targeting. When reported, mean ages generally ranged from 38 to 40 years. Studies varied widely in the percentages of patients who were male or female. We found little information on other sociodemographic or clinical characteristics of patients.

Interventions were in line with clinical practice in acute care units. However, the specifics of how investigators implemented their interventions were not always clear; hence, how to reproduce or replicate them is also uncertain. This point is especially relevant to the multimodal protocols, where varying fidelity to multiple components makes it difficult to attribute benefits to specific components.

Studies generally compared interventions with usual care. Usual-care practices appeared to be consistent with standard practice on psychiatric and medical units. The only studies directly

comparing alternative strategies with each other involved medication protocols. Only one study compared an alternative strategy (first choice involuntary medication) directly with seclusion (considered usual care in that country).

Outcomes measured were quite diverse; this fact precluded any kind of quantitative synthesis of data. For example, changes in any aggressive incidents versus changes in severe aggressive incidents were not regarded as combinable outcomes. Also, most studies reported short-term, but not long-term, outcomes. One study reported long-term outcomes such as quality of life, patient experience, and subsequent aggressive behavior. Two studies reported on use of services and economic outcomes.

Nineteen studies addressed individuals on an acute care psychiatric unit (rather than a medical or emergency department setting). Approximately half of the total number of identified studies were conducted in the United States. However, of the 11 eligible studies, only 4 were from U.S. settings (1 high risk of bias CRT in inpatient psychiatric settings,¹⁰³ 1 high risk of bias retrospective cohort study addressing delirium in an intensive care unit,⁸⁵ and 1 high risk of bias RCT¹⁰² and 1 low risk of bias RCT⁹⁸ both addressing aggression in an emergency department). Indeed, 5 of the 6 eligible studies involving inpatient psychiatric settings were conducted in countries other than the United States. The 2 studies forming the basis for the single low SOE intervention, risk assessment,^{78,87} were both conducted outside the United States. How substantially clinical practice in sites outside the United States differs from current U.S. practice is not clear. This finding implies that the applicability of findings from outside the United States may be questioned.

Implications for Clinical and Policy Decisionmaking

The paucity of evidence means that most of our implications are for future research rather than clinical or policy judgments. Still, the handful of findings that we graded as low SOE may provide some implications for clinical practice or policy judgments.

In particular, a limited number of risk assessment interventions subsequently led to less aggressive behavior (low SOE) and reduced the subsequent use of seclusion and restraints (low SOE). These findings suggest the need for clinicians to consider carefully the role of these strategies as interventions on psychiatric inpatient units. Specifically, acute care practitioners and administrative staff will need to balance the low SOE with the reality that violence is a pressing (indeed growing) concern and poses significant disruptions to quality of care in such settings. The questions that may arise, for example, include: Is the limited evidence currently available sufficient for evaluating effectiveness? Should implementation decisions be delayed until more evidence becomes available? What is the role of quality measures designed to create incentives to improve the quality of care when the evidence base for those measures is unclear?

We are unaware of any ongoing trials that will add to the current sparse body of evidence regarding the benefits of risk assessments and multimodal interventions. Furthermore, we cannot comment on potential harms or costs associated with implementing risk assessment protocols. Indeed, with only one study (rated as high risk of bias) from U.S. inpatient psychiatric settings, determining how these interventions might be applied in and what modifications might be necessary are key next steps.

Limitations of the Systematic Review Process

To find eligible studies, we employed an intensive search process in multiple electronic databases; we also conducted searches for gray literature. Because of time and monetary

limitations, however, we limited eligible studies to those published in English. Methods research indicates that such an approach can introduce language bias; in general, however, it may also lead to overestimates of the effectiveness of interventions.⁶¹

We also limited the scope to focus on data relevant to adults in acute care settings. This restriction followed the request of the topic nominator, but our Key Informants and stakeholders supported this approach as we developed the scope of the review. This focus left out consideration of data in chronic care and psychiatric residential settings; it also omitted treatment of children and adolescents. In both these clinical areas, however use of seclusion and restraints is common and potentially concerning.²² Further, this focus on acute care settings (rather than psychiatric hospitals, which can involve both acute and longer-term lengths of stay) prevented inclusion of the few otherwise eligible studies that addressed the use of the Six Core Strategies,³² a key strategy in widespread use in psychiatric units worldwide. For example, some evidence of longer-stay psychiatric hospitals suggests benefit of multimodal interventions.¹¹²

Our review does not address those with a primary diagnosis of dementia in an acute care setting. Although systematic review evidence addressing the use of seclusion and restraints in patients with dementia in chronic care settings exists,^{54,55} we did not identify any reviews of the use of these approaches in acute care facilities treating patients with dementia.

To allow a meaningful synthesis of outcomes, we required that studies report at least one of our main outcomes—change in aggressive behavior or change in seclusion and restraint use. This restriction may have reduced the number of eligible studies and limited the number of patient-centered outcomes (e.g., improved quality of life and improved therapeutic relationship) we could examine. However, synthesizing such data with the other collected outcomes would have been difficult and would be unlikely to affect our SOE findings.

Distinguishing between benefits (KQ 1) and harms (KQ 2) in comparative effectiveness reviews can be challenging. For example, a benefit of a particular alternative strategy (e.g., decreased injury to staff) could be seen as a harm of the comparator (e.g., increased injury to staff). Given the limited evidence identified in our review, we do not think this difficulty affects interpretation of our results, but it is an important issue to consider in this work. Furthermore, although we group intervention types in our results section for ease of reporting, these types were not established a priori. The lack of a generally accepted nomenclature for types of interventions aimed at de-escalating aggressive behavior in psychiatric patients is another limitation of our review.

Publication bias and selective outcome reporting are potential limitations. Although we searched for gray and unpublished literature, the extent and impact of publication and reporting bias in this body of evidence are impossible to determine.

We excluded reviews and primary studies that examined agitation as the primary outcome when evaluating the effectiveness of inpatient or acute care risk assessment protocols.¹¹¹ This exclusion limited consideration of interventions to reduce agitation, which may also lead to a decrease in aggression. An evidence base for reducing agitation does exist^{113,114} and may inform aggression management. This decision to focus on aggression and not agitation, while narrowing the scope of our review, also reduced the heterogeneity of the outcomes under examination. Each exclusion decision was made with the intention of focusing the review and controlling for important sources of heterogeneity.

Our review addressed only interventions for which an evidence base exists. Newer interventions, which might deal with aggressive behavior but for which data have not yet generated, were not ones we could have identified for this review.

Finally, our scope did not allow us to evaluate the accuracy of risk assessment tools. Risk assessment is an essential step to identify patients at high risk of aggressive behavior (i.e., those to whom interventions to de-escalate aggressive behavior need to be targeted).¹⁰⁹ We found no systematic review of the psychometric evidence of these tools for identifying those at risk of aggressive behavior.

Limitations of the Evidence Base

Overall, several major limitations characterize this body of evidence. First, the number and quality of eligible studies are quite low. We identified a small number of eligible trials, and for those eligible, all but one had medium or high risk of bias assessments, leading to only one intervention—risk assessment—with SOE greater than low. Most of the available evidence was from pre/post studies with designs that precluded conclusions of causal inference. Further, we were surprised that no eligible trials tested application of the Six Core Strategies for decreasing aggressive behavior, given its influence on practices both in the United States and internationally.¹¹⁵⁻¹¹⁷ This evidence base leaves clinicians, administrators, policymakers, and patients without clear guidance on how to best prevent and de-escalate aggressive behaviors in acute care settings.

Second, the analytic approaches employed to handle CRTs, particularly for evaluating risk assessment protocols, had substantial limitations that affected the assigned SOE ratings. More information in each primary study, including the standard error of each intraclass correlation coefficient, the average cluster size for each outcome, and the within- and between- variation for the outcomes, would have made it easier to determine how much the data clustering affected the results; this in turn which would have made for more precise SOE ratings.

Third, limited description of the nonmedication interventions in the articles and the lack of a reference standard for specific interventions made it difficult to clarify which specific parts of an intervention were being applied. This lack of clarity may have led to our inaccurately classifying interventions (e.g., components of staff training may overlap with environmental interventions, so that the difference between the two interventions may not be that substantial) and made it difficult to determine what specific components were effective. Similarly, this limited description makes it difficult to determine how to successfully replicate effective interventions, such as the implementation of risk assessment protocols, in an inpatient U.S. acute care setting.

Fourth, reporting on the relevant outcomes is varied. Although studies report on variables reflecting aggressive behavior and use of seclusion and restraint use, they use many different measures to do so, making synthesis of the data challenging. For example, aggressive behavior might be reported as a total count of aggressive incidents, or as a mean rate of aggressive incidents per 100 treatment days; such diversity prevents analysts from doing a clear quantitative synthesis of the results to determine a magnitude of effect. Similarly, seclusion and restraint outcomes might be measured in total counts, or rates per 100 treatment days, or duration in seclusion. Additionally, seclusion and restraints were sometimes reported as single summary measure; other times reported them separately. Determining which outcomes are more important, and then collecting them systematically (consistently), would be important future steps in research on these topics.

Fifth, some of the available interventions were targeted at slightly different populations, making the SOE assessment difficult. For example, the violence risk assessment studies evaluated not only different risk assessment protocols but also different classifications of

aggression (i.e., severe aggression and any aggression). Therefore, for most outcomes, we graded the SOE as either low or insufficient.

Sixth, many relevant outcomes are not reported. In our eligible studies, we found limited reporting of patient-centered outcomes, such as improved quality of life or patient experience, and improved therapeutic relationship, that are key guides to selecting a strategy. Similarly, we found only limited information on harms and no information on costs or resource utilization. However, data on each of these issues are necessary to determine whether the balance of benefits and harms supports the use particular strategies, such as risk assessment interventions.

Seventh, most of the available acute care evidence is from inpatient psychiatric settings, with little eligible evidence for inpatient medical/surgical units and emergency departments.

Finally, we found no eligible evidence to guide decisionmakers about how these comparative effects might differ by key moderating variables, such as age, specific psychiatric diagnosis, and specific treatment component.

Research Recommendations

Major evidence gaps exist in this important and increasingly worrisome clinical arena; they point to important next steps for research in preventing and de-escalating aggressive behavior in acute care settings. The SOE grades informing decisionmaking in this area are minimal. A major gap is well-designed, adequately powered, properly analyzed comparative trials that address questions of prevention and de-escalation. The validity of findings from the three reasonably well-designed CRTs was severely limited by analyses that did not properly control for the clustered nature of the data. We applaud the efforts to conduct comparative trials, but this evidence base does not convincingly show the efficacy of most of these strategies. That fact complicates the design of strong comparative studies and reflects a gap that may need to be addressed first.

Head-to-head trials that move beyond a usual-care comparator to examine various interventions against each other are needed to guide decisionmaking. The critical element is identifying the “right” interventions to compare, to make the most efficient use of research time and funding on this topic. More evidence that can speak to differential effectiveness of various interventions would allow clinicians and administrators to balance effectiveness with implementation and resource costs.

Investigators leading trials in the future must clearly describe their interventions. Only in this way can other research teams sensibly try to reproduce or replicate such studies and help confirm which components of the interventions may be the most (or least) effective. Risk assessment strategies, which have some evidence for preventing aggressive behavior, need to be described in more detail to enable them to be compared with each other and allow variations within these approaches to be compared.

Currently, clinicians and investigators do not know the accuracy of risk assessment tools. These are necessary to identify patients at high risk of aggressive behavior and, hence, to develop an effective plan to manage potential or real aggressive behavior. For that reason, more work on documenting the measurement properties of these tools is needed.

All future trials must report on consistently defined and clinically meaningful outcomes, both short term and long term. Selection of these outcomes needs to be informed by key stakeholders, including patients. Crucial short-term outcomes include reliable and valid measures of aggressive behavior and of seclusion and restraint actions. Using well-established, reliable, and valid assessments of aggression that can be harmonized across studies (and ideally countries) is

crucial, as well, for future systematic reviews on these topics. In addition, research teams should increase adherence to the Consolidated Standards of Reporting Trials (CONSORT) statement regarding the reporting of clinical trials (including cluster randomized trials).

Key long-term outcomes must involve more patient-centered outcomes, including, for instance, quality of life or other patient-reported outcomes. Patient perspectives of harms, including treatment preferences, are largely missing from the literature in acute care settings, and this gap should be remedied. Measures of the use of health services are important, as are cost implications and data. Investigators should incorporate implementation factors, such as acceptability, feasibility, and sustainability, into their designs for intervention research in acute care settings.

Available acute care data are almost entirely from inpatient psychiatric settings and from settings outside the United States. In the latter case, standard practices, patient populations, insurance coverage, costs, and various other variables may differ, perhaps considerably. Future well-designed studies of inpatient psychiatric settings need to be conducted in U.S. settings. In addition, informative data must be collected from acute care medical and surgical units and from emergency department settings.

Finally, we clearly had no useful data on modifiers of treatment effectiveness. Thus, future studies (including comparative trials) need to assess how variables such as age and other sociodemographic or economic factors, specific diagnosis (and perhaps coexisting conditions), and specific treatment components modify or mediate the effects of the interventions studied. Consideration of effect modifiers must be powered appropriately, although we acknowledge that in this clinical area achieving adequate sample sizes for comparative trials of these types of interventions (perhaps apart from medication protocols) may prove challenging.

Conclusions

Given the ethical imperative for treating all patients with dignity, the clinical mandate of finding evidence-based solutions to these mental health challenges, and the legal liability associated with failure to assess and manage violence risk across the treatment continuum, the need for evidence to guide clinical and policy decisionmaking for de-escalating aggressive behavior is critical. This point is particularly true of acute care settings for at least two reasons: comprehensive clinical and violence risk information may not always be readily available in such institutions, and patient management must be balanced against staffing and treatment limitations unique to each individual setting.

The current evidence base leaves clinicians, administrators, policymakers, and patients without clear guidance on how to best prevent and de-escalate aggressive behaviors in acute care settings. Only risk assessment had any evidence that they can decrease aggression and reduce seclusion and restraint; however, the strength of that evidence was, at best, low. Evidence for de-escalating aggressive behavior is even more limited. More research is needed to guide clinicians, administrators, and policymakers on how to best prevent and de-escalate aggressive behavior in acute care settings.

References

1. Morrison EF. Violent psychiatric inpatients in a public hospital. *Sch Inq Nurs Pract*. 1990 Spring;4(1):65-82; discussion 3-6. PMID: 2326569.
2. National Association of State Mental Health Program Directors. National Virginia Mental Health Institute, Department of Nursing Services, Policies and Procedures. Seclusion or Restraint. Alexandria, VA; 2008
http://www.nasmhpd.org/sites/default/files/1_2_B_VA_NMHI_SRPolicies.pdf. Accessed 19 January 2015.
3. U.S. Department of Health and Human Services, Health Care Financing Administration. Medicare and Medicaid Programs: Conditions of Participation: Patients' Rights. Interim Final Rule, 42 CFR 482. *Fed Regist*. 1999;64:36069-89.
4. Joint Commission on Accreditation of Healthcare Organizations. Comprehensive Accreditation Manual for Hospitals: The Official Handbook. Oakbrook Terrace, IL: Joint Commission Resources; 2000.
5. Centers for Medicare & Medicaid Services. State Operations Manual. Department of Health and Human Services; 2008.
<https://www.cms.gov/Regulations-and-Guidance/Guidance/Transmittals/downloads/R37SOMA.pdf>.
6. DeLacy L, Edner B, Hart C, et al. Learning from Each Other: Success Stories and Ideas for Reducing Restraint/Seclusion in Behavioral Health. American Psychiatric Association, American Psychiatric Nurses Association, National Association of Psychiatric Health Systems, and American Hospital Association Section for Psychiatric and Substance Abuse Services; 2003
http://c.ymcdn.com/sites/www.copaa.org/resource/collection/662B1866-952D-41FA-B7F3-D3CF68639918/Learning_from_each_other-reducing_restraint.pdf. Accessed 19 January 2015.
7. Janssen WA, van de Sande R, Noorthoorn EO, et al. Methodological issues in monitoring the use of coercive measures. *Int J Law Psychiatry*. 2011 Nov-Dec;34(6):429-38. PMID: 22079087.
8. Cornaggia CM, Beghi M, Pavone F, et al. Aggression in psychiatry wards: a systematic review. *Psychiatry Res*. 2011 Aug 30;189(1):10-20. PMID: 21236497.
9. Bowers L, Stewart D, Papadopoulos C, et al. Inpatient violence and aggression: a literature review. Report from the Conflict and Containment Reduction Research Programme. Section of Mental Health Nursing Health Service and Population Research Institute of Psychiatry Kings College London: Institute of Psychiatry, Kings College London; May 2011.
<http://www.kcl.ac.uk/ioppn/depts/hspr/research/ciemh/mhn/projects/litreview/litrevagg.pdf>.
10. Hem E, Steen O, Opjordsmoen S. Thrombosis associated with physical restraints. *Acta Psychiatr Scand*. 2001 Jan;103(1):73-5; discussion 5-6. PMID: 11202132.
11. National Alliance on Mental Illness. Policy Topics: What are Restraints and Seclusion? http://www.nami.org/Template.cfm?Section=issue_spotlights&template=/ContentManagement/ContentDisplay.cfm&ContentID=7803. Accessed 14 January 2015.
12. Sailas E, Fenton M. Seclusion and restraint for people with serious mental illnesses. *Cochrane Database Syst Rev*. 2000;2(2):CD001163. PMID: 10796606.
13. Steinert T, Lepping P, Bernhardsgrutter R, et al. Incidence of seclusion and restraint in psychiatric hospitals: a literature review and survey of international trends. *Soc Psychiatry Psychiatr Epidemiol*. 2010 Sep;45(9):889-97. PMID: 19727530.
14. Bowers L, van der Werf B, Vokkolainen A, et al. International variation in containment measures for disturbed psychiatric inpatients: a comparative questionnaire survey. *Int J Nurs Stud*. 2007 Mar;44(3):357-64. PMID: 16524581.

15. Muralidharan S, Fenton M. Containment strategies for people with serious mental illness. *Cochrane Database Syst Rev*. 2006(3):CD002084. Epub: 2006/07/21. PMID: 16855984.
16. Batscha C, O'Reilly C, Allen D. Position Statement: The Use of Seclusion and Restraint. 2014 APNA Institute for Safe Environments Workgroup to Seclusion & Restraint Position Paper 2014.
17. International Society of Psychiatric-Mental Health Nurses. ISPN position statement on the use of restraint and seclusion. *J Child Adolesc Psychiatr Nurs*. 2001 Jul-Sep;14(3):100, 2. Epub: 2002/01/30. PMID: 11814075.
18. National Alliance on Mental Illness. National Alliance on Mental Illness's (NAMI) Position on Seclusion and Restraints. Arlington, VA: National Alliance on Mental Illness; 2015
<https://www.nami.org/NAMI/media/NAMI-Media/downloads/Public-Policy-Platform-11th-ed-2016.pdf>. Accessed 13 May 2015.
19. Richmond JS, Berlin JS, Fishkind AB, et al. Verbal de-escalation of the agitated patient: consensus statement of the American Association for Emergency Psychiatry Project BETA de-escalation workgroup. *West J Emerg Med*. 2012 Feb;13(1):17-25. PMID: 22461917.
20. American Hospital Association and National Association of Psychiatric Health Systems. Guiding Principles on Restraint and Seclusion for Behavioral Health Services. Washington, DC: National Association of Psychiatric Health Systems; 1999
<https://www.naphs.org/resources/home.aspx?product-tab=1>. Accessed 13 May 2015.
21. Huckshorn KA. Re-designing state mental health policy to prevent the use of seclusion and restraint. *Adm Policy Ment Health*. 2006 Jul;33(4):482-91. Epub: 2005/10/26. PMID: 16244812.
22. Mental Health: Improper Restraint or Seclusion Use Places People at Risk. United States General Accounting Office Report to Congressional Requesters. GAO/HEHS-99-176. 1999.
<http://www.gao.gov/archive/1999/he99176.pdf>.
23. Metzner JL, Tardiff K, Lion J, et al. Resource document on the use of restraint and seclusion in correctional mental health care. *J Am Acad Psychiatry Law*. 2007;35:417-25.
24. Curie CG. SAMHSA's commitment to eliminating the use of seclusion and restraint. *Psychiatr Serv*. 2005 Sep;56(9):1139-40. PMID: 16148330.
25. Donat DC. An analysis of successful efforts to reduce the use of seclusion and restraint at a public psychiatric hospital. *Psychiatr Serv*. 2003 Aug;54(8):1119-23. PMID: 12883139.
26. International Quality Indicator Project. Performance Assessment Tool for Quality Improvement in Hospitals. Copenhagen, Denmark: World Health Organization Regional Office for Europe; 2009 Last accessed January 19, 2015.
http://www.pathqualityproject.eu/other_organizations_and_networks.html Accessed 19 January 2015.
27. Hospital-Based Inpatient Psychiatric Services (HBIPS) Core Measure Set Selection Form.
www.jointcommission.org/assets/1/18/HBIPS_CM_selection_form_revised082408.pdf. Accessed 13 January 2015.
28. American Nurses Association. ANA Position Statement. Reduction of Patient Restraint and Seclusion in Health Care Settings. American Nurses Association; 2012
<http://www.nursingworld.org/MainMenuCategories/EthicsStandards/Ethics-Position-Statements/Reduction-of-Patient-Restraint-and-Seclusion-in-Health-Care-Settings.pdf>. Accessed 20 January 2015.
29. Smith GM, Davis RH, Bixler EO, et al. Pennsylvania State Hospital system's seclusion and restraint reduction program. *Psychiatr Serv*. 2005 Sep;56(9):1115-22. Epub: 2005/09/09. PMID: 16148327.

30. Substance Abuse and Mental Health Services Administration. Alternatives to Seclusion and Restraint in Behavioral Health Care. Washington, DC: U.S. Department of Health and Human Services, Substance Abuse and Mental Health Services Administration; 2011
http://www.integration.samhsa.gov/clinical-practice/promoting_alternatives_to_seclusion_and_restraint.pdf. Accessed 19 January 2015.
31. Substance Abuse and Mental Health Services Administration. Roadmap to Seclusion and Restraint Free Mental Health Services (CD). Washington, DC: U.S. Department of Health and Human Services, Substance Abuse and Mental Health Services Administration; 2006
<http://store.samhsa.gov/product/Roadmap-to-Seclusion-and-Restraint-Free-Mental-Health-Services-CD-/SMA06-4055>. Accessed 19 January 2015.
32. Huckshorn KA. Six Core Strategies for Reducing Seclusion and Restraint Use. Alexandria, VA: National Association of State Mental Health Program Directors; 2006
<http://www.nasmhpd.org/sites/default/files/Consolidated%20Six%20Core%20Strategies%20Document.pdf>. Accessed 18 May 2016.
33. Azeem MW, Aujla A, Rammerth M, et al. Effectiveness of six core strategies based on trauma informed care in reducing seclusions and restraints at a child and adolescent psychiatric hospital. *J Child Adolesc Psychiatr Nurs*. 2011 Feb;24(1):11-5. Epub: 2011/01/29. PMID: 21272110.
34. Huckshorn KA. Reducing seclusion and restraint use in mental health settings: core strategies for prevention. *J Psychosoc Nurs Ment Health Serv*. 2004;42(9):22-33. Review. PMID: 15493493.
35. Champagne T, Stromberg N. Sensory approaches in inpatient psychiatric settings: innovative alternatives to seclusion and restraint. *J Psychosoc Nurs Ment Health Serv*. 2004 Sep;42(9):34-44. Epub: 2004/10/21. PMID: 15493494.
36. Ashcraft L, Anthony W. Eliminating seclusion and restraint in recovery-oriented crisis services. *Psychiatr Serv*. 2008 Oct;59(10):1198-202. Epub: 2008/10/04. PMID: 18832507.
37. Ashcraft L, Anthony WA. Crisis services in the 'living room'. *Behavioral Healthcare*. 2006 Jul;26(7):12-, 4. PMID: 228068997; 16915881.
38. Substance Abuse and Mental Health Services Administration. SAMHSA's Concept of Trauma and Guidance for a Trauma-Informed Approach. HHS Publication No. (SMA) 14-4884. Substance Abuse and Mental Health Services Administration. Rockville, MD: 2014.
39. Ehmann TS, Ross D, Au T, et al. 26 - Aggression among patients with treatment refractory psychoses. *Schizophr Res*. 1997 //;24(1-2):14.
40. Sears M. Humanizing Health Care: Creating Cultures of Compassion With Nonviolent Communication. Encinitas, CA: Independent Publishers Group; 2010.
41. Knox DK, Holloman GH, Jr. Use and avoidance of seclusion and restraint: consensus statement of the american association for emergency psychiatry project Beta seclusion and restraint workgroup. *West J Emerg Med*. 2012 Feb;13(1):35-40. Epub: 2012/03/31. PMID: 22461919.
42. Wisdom JP, Wenger D, Robertson D, et al. The New York State Office of Mental Health Positive Alternatives to Restraint and Seclusion (PARS) Project. *Psychiatr Serv*. 2015 May 1:appips201400279. Epub: 2015/05/02. PMID: 25930039.
43. Wale JB, Belkin GS, Moon R. Reducing the use of seclusion and restraint in psychiatric emergency and adult inpatient services-improving patient-centered care. *Perm J*. 2011 Spring;15(2):57-62. PMID: 21841927.
44. Recupero PR, Price M, Garvey KA, et al. Restraint and seclusion in psychiatric treatment settings: regulation, case law, and risk management. *J Am Acad Psychiatry Law*. 2011;39(4):465-76. Epub: 2011/12/14. PMID: 22159974.
45. Gaskin CJ, Elsom SJ, Happell B. Interventions for reducing the use of seclusion in psychiatric facilities: review of the literature. *Br J Psychiatry*. 2007 Oct;191:298-303. Epub: 2007/10/02. PMID: 17906239.

46. Loucks J, Rutledge DN, Hatch B, et al. Rapid response team for behavioral emergencies. *J Am Psychiatr Nurses Assoc*. 2010 Mar;16(2):93-100. PMID: 21659266.
47. Smith GM, Ashbridge DM, Davis RH, et al. Correlation between reduction of seclusion and restraint and assaults by patients in Pennsylvania's state hospitals. *Psychiatr Serv*. 2015 Mar 1;66(3):303-9. Epub: 2015/03/03. PMID: 25727119.
48. Wilson MP, Pepper D, Currier GW, et al. The psychopharmacology of agitation: consensus statement of the american association for emergency psychiatry project Beta psychopharmacology workgroup. *West J Emerg Med*. 2012 Feb;13(1):26-34. Epub: 2012/03/31. PMID: 22461918.
49. Zyprexa: Highlights of Prescribing Information (December 2014). U.S. Food and Drug Administration; 2014 http://www.accessdata.fda.gov/drugsatfda_docs/label/2014/020592s062021086s040021253s0481bl.pdf. Accessed May 12, 2015.
50. Geodon: Highlights of Prescribing Information (December 2014). U.S. Food and Drug Administration; 2014 http://www.accessdata.fda.gov/drugsatfda_docs/label/2014/020825s053,020919s040,s021483s0131bl.pdf. Accessed May 12, 2015.
51. Otsuka America Pharmaceutical I. Abilify: Highlights of prescribing information (December 2014). Tokyo: Otsuka America Pharmaceutical, Inc; 2014 December. http://www.accessdata.fda.gov/drugsatfda_docs/label/2014/021436s038,021713s030,021729s022,021866s0231bl.pdf. Accessed May 12, 2015.
52. Alexza Pharmaceuticals I. Adasuve (Loxapine): Highlights of Prescribing Information. Mountain View, CA: Alexza Pharmaceuticals, Inc.; 2012 http://www.accessdata.fda.gov/drugsatfda_docs/label/2012/022549s0001bl.pdf. Accessed May 15, 2015.
53. Keski-Valkama A, Sailas E, Eronen M, et al. Who are the restrained and secluded patients: a 15-year nationwide study. *Soc Psychiatry Psychiatr Epidemiol*. 2010 Nov;45(11):1087-93. Epub: 2009/10/22. PMID: 19844645.
54. Möhler R, Richter T, Köpke S, et al. Interventions for preventing and reducing the use of physical restraints in long-term geriatric care. *Cochrane Database of Syst Rev*. 2011 Feb 16(2):CD007546. PMID: 21328295
55. Agency for Healthcare Research and Quality. Evidence-based Practice Center Systematic Review Protocol. Non-Pharmacologic Interventions for Agitation and Aggression in Dementia. Rockville, MD: Agency for Healthcare Research and Quality; 2014 <http://effectivehealthcare.ahrq.gov/ehc/products/559/1999/dementia-agitation-aggression-protocol-141113.pdf>. Accessed July 2, 2015.
56. American Psychiatric Association. Diagnostic and Statistical Manual of Mental Disorders (3rd edition, revised; DSM-III-R). Washington, DC: American Psychiatric Association; 1987.
57. American Psychiatric Association. Diagnostic and Statistical Manual of Mental Disorders (4th Edition; DSM-IV). Washington, DC: American Psychiatric Association; 1994.
58. American Psychiatric Association. Diagnostic and Statistical Manual of Mental Disorders (5th edition; DSM-5). Washington, DC: American Psychiatric Association; 2013.
59. Centers for Medicare & Medicaid Services. Appendix A - Survey Protocol, Regulations and Interpretive Guidelines for Hospitals. Atlanta, GA: Centers for Medicare and Medicaid Services; 2015 http://www.cms.gov/Regulations-and-Guidance/Guidance/Manuals/downloads/so m107ap_a_hospitals.pdf. Accessed 2 July.
60. Kovich LA. Request For Proposals: For the development of psychiatric involuntary inpatient beds as an alternative to state hospitalization. New Jersey, US: New Jersey State Division of Mental Health and Addiction Services; 2012. <http://www.state.nj.us/humanservices/providers/grants/rfprfi/RFPfiles/RFPExtendedAcuteCareBeds2012.pdf>.

61. Agency for Healthcare Research and Quality. Methods Guide for Effectiveness and Comparative Effectiveness Reviews. AHRQ Publication No. 10(14)-EHC063-EF. Rockville, MD: Agency for Healthcare Research and Quality; January 2014. Chapters available at <http://effectivehealthcare.ahrq.gov/index.cfm/search-for-guides-reviews-and-reports/?pageaction=displayproduct&productid=318>
62. Moher D, Liberati A, Tetzlaff J, et al. Preferred reporting items for systematic reviews and meta-analyses: the PRISMA statement. *J Clin Epidemiol*. 2009 Oct;62(10):1006-12. Epub: 2009/07/28. PMID: 19631508.
63. U.S. Department of Health and Human Services, Health Care Financing Administration. 42 CFR §483.13 - Resident behavior and facility practices. *Fed Regist*. 1991;56(187):46626-8842.
64. Balshem H, Stevens A, Ansari M, et al. Finding Grey Literature Evidence and Assessing for Outcome and Analysis Reporting Biases When Comparing Medical Interventions: AHRQ and the Effective Health Care Program. Methods Guide for Comparative Effectiveness Reviews. (Prepared by the Oregon Health and Science University and the University of Ottawa Evidencebased Practice Centers under Contract Nos. 290-2007-10057-I and 290-2007-10059-I.) AHRQ Publication No. 13(14)-EHC096-EF. Rockville, MD: Agency for Healthcare Research and Quality; November 2013. www.effectivehealthcare.ahrq.gov/reports/final.cfm
65. United Nations Development Programme (UNDP). Human Development Report 2014 - Sustaining Human Progress: Reducing Vulnerabilities and Building Resilience. United Nations Development Programme; 2014 <http://hdr.undp.org/en/2014-report>.
66. Penfold RB, Zhang F. Use of interrupted time series analysis in evaluating health care quality improvements. *Acad Pediatr*. 2013 Nov-Dec;13(6 Suppl):S38-44. Epub: 2013/12/07. PMID: 24268083.
67. Viswanathan M, Ansari MT, Berkman ND, et al. Assessing the Risk of Bias of Individual Studies in Systematic Reviews of Health Care Interventions. AHRQ Publication No. 12-EHC047-EF. Rockville, MD: Agency for Healthcare Research and Quality Methods Guide for Comparative Effectiveness Reviews; March 2012. www.effectivehealthcare.ahrq.gov/
68. Cochrane Collaboration. Part 3: Special topics. Chapter 16: Special topics in statistics. 16.3: Cluster-randomized trials. 16.3.2: Assessing risk of bias in cluster-randomized trials. In: Higgins JPT, Green S, eds. *Cochrane Handbook for Systematic Reviews of Interventions*. Version 5.1.0. London, UK: The Cochrane Collaboration; 2011.
69. Viswanathan M, Berkman ND. Development of the RTI item bank on risk of bias and precision of observational studies. *J Clin Epidemiol*. 2012 Feb;65(2):163-78. Epub: 2011/10/01. PMID: 21959223.
70. Gartlehner G, Gaynes BN, Amick HR, et al. Nonpharmacological Versus Pharmacological Treatments for Adult Patients with Major Depressive Disorder. Comparative Effectiveness Review No. 161. (Prepared by the RTI-UNC Evidence-based Practice Center under Contract No. 290-2012-00008i) AHRQ Publication No. 15(16)-EHC031-EF. Rockville, MD: Agency for Healthcare Research and Quality; December 2015. <http://www.effectivehealthcare.ahrq.gov/reports/final.cfm>
71. Shea BJ, Grimshaw JM, Wells GA, et al. Development of AMSTAR: a measurement tool to assess the methodological quality of systematic reviews. *BMC Med Res Methodol*. 2007;7:10. Epub: 2007/02/17. PMID: 17302989.
72. West SL, Gartlehner G, Mansfield AJ, et al. Comparative Effectiveness Review Methods: Clinical Heterogeneity. Methods Research Paper AHRQ Publication No. 10-EHC070-EF. Rockville MD: Agency for Healthcare Research and Quality; September 2010. <http://effectivehealthcare.ahrq.gov/> PMID: 21433337.

73. Berkman ND, Lohr KN, Ansari M, et al. Grading the Strength of a Body of Evidence When Assessing Health Care Interventions for the Effective Health Care Program of the Agency for Healthcare Research and Quality: An Update. *Methods Guide for Comparative Effectiveness Reviews* (Prepared by the RTI International-University of North Carolina Evidence-based Practice Center under Contract No. 290- 2007-10056-I) AHRQ Publication No. 13(14)-EHC130-EF. Rockville, MD: Agency for Healthcare Research and Quality; November 2013. www.effectivehealthcare.ahrq.gov/reports/final.cfm
74. Berkman ND, Lohr KN, Ansari MT, et al. Grading the strength of a body of evidence when assessing health care interventions: an EPC update. *J Clin Epidemiol*. 2014 Dec 20. Epub: 2015/02/28. PMID: 25721570.
75. Atkins D, Chang SM, Gartlehner G, et al. Assessing applicability when comparing medical interventions: AHRQ and the Effective Health Care Program. *J Clin Epidemiol*. 2011 Nov;64(11):1198-207. Epub: 2011/04/06. PMID: 21463926.
76. Thapa PB, Palmer SL, Owen RR, et al. PRN (as-needed) orders and exposure of psychiatric inpatients to unnecessary psychotropic medications. *Psychiatr Serv*. 2003 Sep;54(9):1282-6. PMID: 12954947.
77. Isbister GK, Calver LA, Page CB, et al. Randomized controlled trial of intramuscular droperidol versus midazolam for violence and acute behavioral disturbance: the DORM study. *Ann Emerg Med*. 2010 Oct;56(4):392-401 e1. Epub: 2010/09/28. PMID: 20868907.
78. Abderhalden C, Needham I, Dassen T, et al. Structured risk assessment and violence in acute psychiatric wards: randomised controlled trial. *Br J Psychiatry*. 2008 Jul;193(1):44-50. Epub: 2008/08/14. PMID: 18700217.
79. Hellerstein DJ, Staub AB, Lequesne E. Decreasing the use of restraint and seclusion among psychiatric inpatients. *J Psychiatr Pract*. 2007 Sep;13(5):308-17. Epub: 2007/09/25. PMID: 17890979.
80. Vaaler AE, Morken G, Flovig JC, et al. Effects of a psychiatric intensive care unit in an acute psychiatric department. *Nord J Psychiatry*. 2006;60(2):144-9. Epub: 2006/04/26. PMID: 16635934.
81. Vaaler AE, Iversen VC, Morken G, et al. Short-term prediction of threatening and violent behaviour in an acute psychiatric intensive care unit based on patient and environment characteristics. *BMC Psychiatry*. 2011;11:44. Epub: 2011/03/23. PMID: 21418581.
82. Dorevitch A, Katz N, Zemishlany Z, et al. Intramuscular flunitrazepam versus intramuscular haloperidol in the emergency treatment of aggressive psychotic behavior. *Am J Psychiatry*. 1999 Jan;156(1):142-4. Epub: 1999/01/19. PMID: 9892313.
83. Melson J, Kane M, Mooney R, et al. Improving alcohol withdrawal outcomes in acute care. *Perm J*. 2014 Spring;18(2):e141-5. Epub: 2014/05/29. PMID: 24867561.
84. Chang NA, Grant PM, Luther L, et al. Effects of a recovery-oriented cognitive therapy training program on inpatient staff attitudes and incidents of seclusion and restraint. *Community Ment Health J*. 2014 May;50(4):415-21. Epub: 2013/12/18. PMID: 24337473.
85. Michaud CJ, Thomas WL, McAllen KJ. Early pharmacological treatment of delirium may reduce physical restraint use: a retrospective study. *Ann Pharmacother*. 2014 Mar;48(3):328-34. Epub: 2013/11/22. PMID: 24259659.
86. Georgieva I, Mulder CL, Noorthoorn E. Reducing seclusion through involuntary medication: a randomized clinical trial. *Psychiatry Res*. 2013 Jan 30;205(1-2):48-53. Epub: 2012/09/07. PMID: 22951334.
87. van de Sande R, Nijman HL, Noorthoorn EO, et al. Aggression and seclusion on acute psychiatric wards: effect of short-term risk assessment. *Br J Psychiatry*. 2011 Dec;199(6):473-8. Epub: 2011/10/22. PMID: 22016437.
88. Emmerson B, Fawcett L, Ward W, et al. Contemporary management of aggression in an inner city mental health service. *Australas Psychiatry*. 2007 Apr;15(2):115-9. Epub: 2007/04/28. PMID: 17464653.

89. Pollard R, Yanasak EV, Rogers SA, et al. Organizational and unit factors contributing to reduction in the use of seclusion and restraint procedures on an acute psychiatric inpatient unit. *Psychiatr Q*. 2007 Mar;78(1):73-81. Epub: 2006/11/15. PMID: 17102932.
90. Bowers L, Brennan G, Flood C, et al. Preliminary outcomes of a trial to reduce conflict and containment on acute psychiatric wards: City Nurses. *J Psychiatr Ment Health Nurs*. 2006 Apr;13(2):165-72. Epub: 2006/04/13. PMID: 16608471.
91. Khadivi AN, Patel RC, Atkinson AR, et al. Association between seclusion and restraint and patient-related violence. *Psychiatr Serv*. 2004 Nov;55(11):1311-2. Epub: 2004/11/10. PMID: 15534024.
92. Jonikas JA, Cook JA, Rosen C, et al. A program to reduce use of physical restraint in psychiatric inpatient facilities. *Psychiatr Serv*. 2004 Jul;55(7):818-20. Epub: 2004/07/03. PMID: 15232023.
93. D'Orio BM, Purselle D, Stevens D, et al. Reduction of episodes of seclusion and restraint in a psychiatric emergency service. *Psychiatr Serv*. 2004 May;55(5):581-3. Epub: 2004/05/07. PMID: 15128969.
94. Currier GW, Farley-Toombs C. Datapoints: use of restraint before and after implementation of the new HCFA rules. *Psychiatr Serv*. 2002 Feb;53(2):138. Epub: 2002/02/01. PMID: 11821540.
95. Canatsey K, Roper JM. Removal from stimuli for crisis intervention: using least restrictive methods to improve the quality of patient care. *Issues Ment Health Nurs*. 1997 Jan-Feb;18(1):35-44. PMID: 9052099.
96. Bowers L, Nijman H, Allan T, et al. Prevention and management of aggression training and violent incidents on U.K. acute psychiatric wards. *Psychiatr Serv*. 2006 Jul;57(7):1022-6. PMID: 16816288.
97. Laker C, Gray R, Flach C. Case study evaluating the impact of de-escalation and physical intervention training. *J Psychiatr Ment Health Nurs*. 2010 Apr;17(3):222-8. PMID: 20465771.
98. Bieniek SA, Ownby RL, Penalver A, et al. A double-blind study of lorazepam versus the combination of haloperidol and lorazepam in managing agitation. *Pharmacotherapy*. 1998 Jan-Feb;18(1):57-62. PMID: 9469682.
99. Villari V, Rocca P, Fonzo V, et al. Oral risperidone, olanzapine and quetiapine versus haloperidol in psychotic agitation. *Prog Neuropsychopharmacol Biol Psychiatry*. 2008 Feb 15;32(2):405-13. PMID: 17900775.
100. Forster PL, Cavness C, Phelps MA. Staff training decreases use of seclusion and restraint in an acute psychiatric hospital. *Arch Psychiatr Nurs*. 1999 Oct;13(5):269-71. Epub: 1999/11/24. PMID: 10565060.
101. Bowers L, Flood C, Brennan G, et al. A replication study of the City Nurse intervention: reducing conflict and containment on three acute psychiatric wards. *J Psychiatr Ment Health Nurs*. 2008 Nov;15(9):737-42. PMID: 18844799.
102. Richards JR, Derlet RW, Duncan DR. Chemical restraint for the agitated patient in the emergency department: lorazepam versus droperidol. *J Emerg Med*. 1998 Jul-Aug;16(4):567-73. PMID: 9696171.
103. Smoot SL, Gonzales JL. Cost-effective communication skills training for state hospital employees. *Psychiatr Serv*. 1995 Aug;46(8):819-22. PMID: 7583484.
104. Veltro F, Falloon I, Vendittelli N, et al. Effectiveness of cognitive-behavioural group therapy for inpatients. *Clin Pract Epidemiol Ment Health*. 2006;2:16. PMID: 16859548.
105. Veltro F, Vendittelli N, Oricchio I, et al. Effectiveness and efficiency of cognitive-behavioral group therapy for inpatients: 4-year follow-up study. *J Psychiatr Pract*. 2008 Sep;14(5):281-8. Epub: 2008/10/04. PMID: 18832959.
106. Wilhelm S, Schacht A, Wagner T. Use of antipsychotics and benzodiazepines in patients with psychiatric emergencies: results of an observational trial. *BMC Psychiatry*. 2008;8:61. Epub: 2008/07/24. PMID: 18647402.

107. Campbell MK, Grimshaw JM, Elbourne DR. Intracluster correlation coefficients in cluster randomized trials: empirical insights into how should they be reported. *BMC Med Res Methodol*. 2004 Apr 28;4:9. PMID: 15115554.
108. Bak J, Brandt-Christensen M, Sestoft DM, et al. Mechanical restraint--which interventions prevent episodes of mechanical restraint?- a systematic review. *Perspect Psychiatr Care*. 2012 Apr;48(2):83-94. Epub: 2011/10/05. PMID: 21967236.
109. Hermanstynne KA, Mangurian C. Behavioral strategies to mitigate violent behavior among inpatients: a literature review. *Psychiatr Serv*. 2015 May 1;66(5):557-8. Epub: 2015/05/02. PMID: 25930227.
110. Nelstrop L, Chandler-Oatts J, Bingley W, et al. A systematic review of the safety and effectiveness of restraint and seclusion as interventions for the short-term management of violence in adult psychiatric inpatient settings and emergency departments. *Worldviews Evid Based Nurs*. 2006;3(1):8-18. PMID: 17040518.
111. Zeller SL, Rhoades RW. Systematic reviews of assessment measures and pharmacologic treatments for agitation. *Clin Ther*. 2010 Mar;32(3):403-25. PMID: 20399981.
112. Putkonen A, Kuivalainen S, Louheranta O, et al. Cluster-randomized controlled trial of reducing seclusion and restraint in secured care of men with schizophrenia. *Psychiatr Serv*. 2013 Sep 1;64(9):850-5. Epub: 2013/06/19. PMID: 23771480.
113. Krakowski MI, Czobor P, Citrome L, et al. Atypical antipsychotic agents in the treatment of violent patients with schizophrenia and schizoaffective disorder. *Arch Gen Psychiatry*. 2006 Jun;63(6):622-9. PMID: 16754835.
114. Bosanac P, Hollander Y, Castle D. The comparative efficacy of intramuscular antipsychotics for the management of acute agitation. *Australas Psychiatry*. 2013 Dec;21(6):554-62. Epub: 2013/09/03. PMID: 23996795.
115. National Registry of Evidenced-Based Programs and Practices. Six Core Strategies© to prevent conflict and violence: Reducing the use of seclusion and restraint. Washington, DC: U.S. Department of Health and Human Services, Substance Abuse and Mental Health Services Administration; 2012
<http://legacy.nreppadmin.net/ViewIntervention.aspx?id=278>. Accessed 3 October 2016.
116. American Psychiatric Nurses Association. APNA Position Statement on the Use of Seclusion and Restraint. (Original, 2000; Revised, 2007; Revised, 2014). Falls Church, VA: American Psychiatric Nurses Association; 2014
<http://www.apna.org/i4a/pages/index.cfm?pageid=3728#sthash.qeeOHEkL.dpufhttp://www.apna.org/i4a/pages/index.cfm?pageid=3728>. Accessed 3 October 2016.
117. LeBel JL, Duxbury JA, Putkonen A, et al. Multinational experiences in reducing and preventing the use of restraint and seclusion. *J Psychosoc Nurs Ment Health Serv*. 2014 Nov;52(11):22-9. PMID: 25310674.

Appendix A. Literature Search Strategies and Yields

Published Literature

Table A1. PubMed Original Search, 7/23/15. Limited to date range of 1/1/1990 – present.

Search Query	Items found
#1 Search ("Substance-Related Disorders"[Mesh] OR ("Mental Disorders"[MeSH] OR "Mood Disorders"[Mesh] OR "Schizophrenia and Disorders with Psychotic Features"[Mesh] OR Depression[Mesh] OR ("Depressive Disorder, Major"[Mesh]) OR "Anxiety Disorders"[Mesh]) OR "Eating Disorders"[Mesh] OR "Personality Disorders"[Mesh] OR ((severe OR serious OR persistent) mental illness[Text Word]))	1050558
#2 Search ("Aggression"[Mesh] OR "Violence"[Mesh] OR ("Psychomotor Agitation"[Mesh]) OR "Hostility"[Mesh] OR "Crisis Intervention"[Mesh] OR "Restraint, Physical"[Mesh] OR "Patient Isolation"[Mesh])	122256
#3 Search ("Antipsychotic Agents"[MeSH Terms] OR "Antipsychotic Agents"[nm]) OR "Valproic Acid"[Mesh] OR "Droperidol"[Mesh] OR "Promethazine"[Mesh] OR "Trazodone"[Mesh] OR "Amitriptyline"[Mesh] OR "Chlormethiazole"[Mesh] OR "Citalopram"[Mesh] OR "Chlorpromazine"[Mesh] OR "topiramate" [Supplementary Concept] OR "Diphenhydramine"[Mesh] OR "Carbamazepine"[Mesh] OR "Pindolol"[Mesh] OR "Lithium Carbonate"[Mesh] OR "Hydroxyzine"[Mesh] OR "Nadolol"[Mesh] OR "Sertraline"[Mesh] OR "Diazepam"[Mesh] OR "lurasidone" [Supplementary Concept] OR "Metoprolol"[Mesh] OR "Lorazepam"[Mesh] OR "iloperidone" [Supplementary Concept])	127794
#4 Search (#2 OR #3)	246849
#5 Search #1 AND #4	84055
#6 Search (((("Hospitals, General"[Mesh]) OR "Emergency Service, Hospital"[Mesh] OR ("Hospitals, Psychiatric"[Mesh] OR "Psychiatric Department, Hospital"[Mesh]) OR "Inpatients"[Mesh] OR hospitalization [mesh]))	250345
#7 Search #5 AND #6	5805
#8 Search (((("Comparative Effectiveness Research"[Mesh] OR "Comparative Study" [Publication Type] OR "Pragmatic Clinical Trials as Topic"[Mesh]) OR comparison OR comparator OR comparative))	2352489
#9 Search (#7 AND #8)	1121
#12 Search (#7 AND #8) Filters: Publication date from 1990/01/01; Humans; English	844
#13 Search ("Crisis Intervention"[Majr] OR "Restraint, Physical"[Majr] OR "Patient Isolation"[Majr])	8503
#14 Search (#1 AND #6 AND #13)	605
#17 Search (#1 AND #6 AND #13) Filters: Publication date from 1990/01/01; Humans; English	363
#19 Search #5 AND #6 Filters: Clinical Trial; Randomized Controlled Trial	714
#24 Search (#12 OR #17 OR #19) Filters: Publication date from 1990/01/01; Humans; English	1452
#25 Search ("Restraint, Physical"[Mesh] OR "Patient Isolation"[Mesh]) Filters:Publication date from 1990/01/01; Humans; English	4669
#27 Search (#3 AND #25) Filters: Publication date from 1990/01/01; Humans; English	134
#29 Search (#1 AND #6 AND #27) Filters: Publication date from 1990/01/01; Humans; English	40
#32 Search ("Tranquilizing Agents/administration and dosage"[MAJR])	3614
#37 Search (#1 AND #2 AND #6 AND #32) Filters: Publication date from 1990/01/01; Humans; English	17
#41 Search (#12 OR #17 OR #19 OR #29 OR #37)) Filters: Publication date from 1990/01/01; Humans; English	1471

Table A2. PubMed Preliminary Update Search, 12/21/15 (incremental addition to Table A1). Limited to date range of 1/1/2015 – present.

Search Query	Items found
#18 Search (("Substance-Related Disorders"[Mesh] OR ("Mental Disorders"[MeSH] OR "Mood Disorders"[Mesh] OR "Schizophrenia and Disorders with Psychotic Features"[Mesh]OR Depression[Mesh] OR ("Depressive Disorder, Major"[Mesh]) OR "Anxiety Disorders"[Mesh]) OR "Eating Disorders"[Mesh] OR "Personality Disorders"[Mesh] OR ((severe OR serious OR persistent) mental illness[Text Word])))	1081546
#19 Search ("Aggression"[Mesh] OR "Violence"[Mesh] OR ("Psychomotor Agitation"[Mesh]) OR "Hostility"[Mesh] OR "Crisis Intervention"[Mesh] OR "Restraint, Physical"[Mesh] OR "Patient Isolation"[Mesh])	126109
#20 Search "Antipsychotic Agents"[MeSH Terms] OR "Antipsychotic Agents"[nm]) OR "Valproic Acid"[Mesh] OR "Droperidol"[Mesh] OR "Promethazine"[Mesh] OR "Trazodone"[Mesh] OR "Amitriptyline"[Mesh] OR "Chlormethiazole"[Mesh] OR "Citalopram"[Mesh] OR "Chlorpromazine"[Mesh] OR "topiramate" [Supplementary Concept] OR "Diphenhydramine"[Mesh] OR "Carbamazepine"[Mesh] OR "Pindolol"[Mesh] OR "Lithium Carbonate"[Mesh] OR "Hydroxyzine"[Mesh] OR "Nadolol"[Mesh] OR "Sertraline"[Mesh] OR "Diazepam"[Mesh] OR "lurasidone" [Supplementary Concept] OR "Metoprolol"[Mesh] OR "Lorazepam"[Mesh] OR "iloperidone" [Supplementary Concept]	132065
#21 Search (#19 OR #20)	254897
#22 Search (#18 AND #21)	86302
#23 Search (((("Hospitals, General"[Mesh]) OR "Emergency Service, Hospital"[Mesh] OR ("Hospitals, Psychiatric"[Mesh] OR "Psychiatric Department, Hospital"[Mesh]) OR "Inpatients"[Mesh] OR hospitalization [mesh]))	261616
#24 Search (#22 AND #23)	5922
#25 Search (((("Comparative Effectiveness Research"[Mesh] OR "Comparative Study" [Publication Type] OR "Pragmatic Clinical Trials as Topic"[Mesh]) OR comparison OR comparator OR comparative))	2387120
#26 Search (#24 AND #25)	1139
#29 Search (#24 AND #25) Filters: Publication date from 2015/01/01; Humans; English	11
#30 Search ("Crisis Intervention"[Majr] OR "Restraint, Physical"[Majr] OR "Patient Isolation"[Majr])	8607
#31 Search (#18 AND #23 AND #30)	610
#34 Search (#18 AND #23 AND #30) Filters: Publication date from 2015/01/01; Humans; English	2
#37 Search Search (#22 AND #23) Filters: Clinical Trial; Randomized Controlled Trial; Publication date from 2015/01/01; Humans; English	4
#41 Search (#29 OR #34 OR #37)	15

Table A3. PubMed Final Update Search, 1/16/16 (incremental addition to Tables A2 and A3). Limited to date range of 6/1/2015 – present.

Search Query	Items found
#1 Search ("Substance-Related Disorders"[Mesh] OR ("Mental Disorders"[MeSH] OR "Mood Disorders"[Mesh] OR "Schizophrenia and Disorders with Psychotic Features"[Mesh] OR Depression[Mesh] OR ("Depressive Disorder, Major"[Mesh] OR "Anxiety Disorders"[Mesh]) OR "Eating Disorders"[Mesh] OR "Personality Disorders"[Mesh] OR ((severe OR serious OR persistent) mental illness[Text Word]))	1087588
#2 Search ("Aggression"[Mesh] OR "Violence"[Mesh] OR ("Psychomotor Agitation"[Mesh]) OR "Hostility"[Mesh] OR "Crisis Intervention"[Mesh] OR "Restraint, Physical"[Mesh] OR "Patient Isolation"[Mesh])	126789
#3 Search ("Antipsychotic Agents"[MeSH Terms] OR "Antipsychotic Agents"[nm]) OR "Valproic Acid"[Mesh] OR "Droperidol"[Mesh] OR "Promethazine"[Mesh] OR "Trazodone"[Mesh] OR "Amitriptyline"[Mesh] OR "Chlormethiazole"[Mesh] OR "Citalopram"[Mesh] OR "Chlorpromazine"[Mesh] OR "topiramate" [Supplementary Concept] OR "Diphenhydramine"[Mesh] OR "Carbamazepine"[Mesh] OR "Pindolol"[Mesh] OR "Lithium Carbonate"[Mesh] OR "Hydroxyzine"[Mesh] OR "Nadolol"[Mesh] OR "Sertraline"[Mesh] OR "Diazepam"[Mesh] OR "lurasidone" [Supplementary Concept] OR "Metoprolol"[Mesh] OR "Lorazepam"[Mesh] OR "iloperidone" [Supplementary Concept])	132478
#4 Search (#2 OR #3)	255973
#5 Search #1 AND #4	86752
#6 Search (((("Hospitals, General"[Mesh]) OR "Emergency Service, Hospital"[Mesh] OR ("Hospitals, Psychiatric"[Mesh] OR "Psychiatric Department, Hospital"[Mesh]) OR "Inpatients"[Mesh] OR hospitalization [mesh]))	263499
#7 Search #5 AND #6	5953
#8 Search (((("Comparative Effectiveness Research"[Mesh] OR "Comparative Study" [Publication Type] OR "Pragmatic Clinical Trials as Topic"[Mesh]) OR comparison OR comparator OR comparative))	2397046
#13 Search (#7 AND #8) Filters: Publication date from 2015/06/01; Humans; English	4
#15 Search (("Crisis Intervention"[Majr] OR "Restraint, Physical"[Majr] OR "Patient Isolation"[Majr]))	8636
#19 Search (#1 AND #6 AND #15) Filters: Publication date from 2015/06/01; Humans; English	2
#22 Search (#5 AND #6) Filters: Clinical Trial; Randomized Controlled Trial; Publication date from 2015/06/01; Humans; English	1
#25 Search (#13 OR #19 OR #22) Filters: Publication date from 2015/06/01; Humans; English	6

Table A4. First (of two) corrections to PubMed Update Search, 2/3/16 (expanded search by combining search for “Emergency services, psychiatric” MeSH term with psychiatric condition terms). Limited to date range of 1/1/1980 – present.

Search Query	Items found
#1 Search Prog Neuropsychopharmacol Biol Psychiatry[Jour] AND 32[volume] AND 405[page] AND 2008[pdat]	1
#2 Search ((("Substance-Related Disorders"[Mesh] OR ("Mental Disorders"[MeSH] OR "Mood Disorders"[Mesh] OR "Schizophrenia and Disorders with Psychotic Features"[Mesh] OR Depression[Mesh] OR ("Depressive Disorder, Major"[Mesh]) OR "Anxiety Disorders"[Mesh]) OR "Eating Disorders"[Mesh] OR "Personality Disorders"[Mesh] OR ((severe OR serious OR persistent) mental illness[Text Word])))	1087914
#3 Search (#1 AND #2)	1
#4 Search (((("Hospitals, General"[Mesh]) OR "Emergency Service, Hospital"[Mesh] OR ("Hospitals, Psychiatric"[Mesh] OR "Psychiatric Department, Hospital"[Mesh]) OR "Inpatients"[Mesh] OR hospitalization [mesh]))	263598
#5 Search (#1 AND #4)	0
#7 Search Emergency Services, Psychiatric[mesh]	2190
#8 Search (#7 NOT #4)	1245
#9 Search (#7 NOT #4) Filters: Humans	1195
#10 Search (#7 NOT #4) Filters: Humans; English	946
#11 Search (((("Aggression"[Mesh] OR "Violence"[Mesh] OR ("Psychomotor Agitation"[Mesh] OR "Hostility"[Mesh] OR "Crisis Intervention"[Mesh] OR "Restraint, Physical"[Mesh] OR "Patient Isolation"[Mesh])) OR ("Antipsychotic Agents"[MeSH Terms] OR "Antipsychotic Agents"[nm]) OR "Valproic Acid"[Mesh] OR "Droperidol"[Mesh] OR "Promethazine"[Mesh] OR "Trazodone"[Mesh] OR "Amitriptyline"[Mesh] OR "Chlormethiazole"[Mesh] OR "Citalopram"[Mesh]) OR "Chlorpromazine"[Mesh] OR "topiramate" [Supplementary Concept] OR "Diphenhydramine"[Mesh] OR "Carbamazepine"[Mesh] OR "Pindolol"[Mesh] OR "Lithium Carbonate"[Mesh] OR "Hydroxyzine"[Mesh] OR "Nadolol"[Mesh] OR "Sertraline"[Mesh] OR "Diazepam"[Mesh] OR "lurasidone" [Supplementary Concept] OR "Metoprolol"[Mesh] OR "Lorazepam"[Mesh] OR "iloperidone" [Supplementary Concept]) Filters: Humans; English	176883
#12 Search (#10 AND #11) Filters: Humans; English	349
#13 Search (#2 AND #12) Filters: Humans; English	272
#14 Search (((("Comparative Effectiveness Research"[Mesh] OR "Comparative Study" [Publication Type] OR "Pragmatic Clinical Trials as Topic"[Mesh]) OR comparison OR comparator OR comparative)) Filters: Humans; English	1291760
#15 Search (#13 AND #14)	28
#16 Search (("Crisis Intervention"[Majr] OR "Restraint, Physical"[Majr] OR "Patient Isolation"[Majr])) Filters: Humans; English	5436
#17 Search (#2 AND #10 AND #16) Filters: Humans; English	57
#19 Search (#10 AND #11) Filters: Randomized Controlled Trial; Clinical Trial; Humans; English	18
#23 Search (#19 OR #17 OR #15) Filters: Publication date from 1980/01/01; Humans; English	60

Table A5. Second (of two) corrections to PubMed Update Search, 2/3/16 (expanded search for records indexed using “Psychiatric Nursing” MeSH term without any psychiatric condition or setting terms). Limited to date range of 1/1/1980 – present.

Search Query	Items found
#3 Search "Psychiatric Nursing"[Mesh]	15909
#4 Search ("Aggression"[Mesh] OR "Violence"[Mesh] OR ("Psychomotor Agitation"[Mesh]) OR "Hostility"[Mesh] OR "Crisis Intervention"[Mesh] OR "Restraint, Physical"[Mesh] OR "Patient Isolation"[Mesh])	126878
#7 Search "Antipsychotic Agents"[MeSH Terms] OR "Antipsychotic Agents"[nm]) OR "Valproic Acid"[Mesh] OR "Droperidol"[Mesh] OR "Promethazine"[Mesh] OR "Trazodone"[Mesh] OR "Amitriptyline"[Mesh] OR "Chlormethiazole"[Mesh] OR "Citalopram"[Mesh] OR "Chlorpromazine"[Mesh] OR "topiramate" [Supplementary Concept] OR "Diphenhydramine"[Mesh] OR "Carbamazepine"[Mesh] OR "Pindolol"[Mesh] OR "Lithium Carbonate"[Mesh] OR "Hydroxyzine"[Mesh] OR "Nadolol"[Mesh] OR "Sertraline"[Mesh] OR "Diazepam"[Mesh] OR "lurasidone" [Supplementary Concept] OR "Metoprolol"[Mesh] OR "Lorazepam"[Mesh] OR "iloperidone" [Supplementary Concept]	132533
#8 Search (#4 OR #7)	256116
#9 Search (#3 AND #8)	1458
#11 Search (("Substance-Related Disorders"[Mesh] OR ("Mental Disorders"[MeSH] OR "Mood Disorders"[Mesh] OR "Schizophrenia and Disorders with Psychotic Features"[Mesh] OR "Depression"[Mesh] OR ("Depressive Disorder, Major"[Mesh]) OR "Anxiety Disorders"[Mesh]) OR "Eating Disorders"[Mesh] OR "Personality Disorders"[Mesh] OR ((severe OR serious OR persistent) mental illness[Text Word])))	1088471
#12 Search (#9 NOT #11)	848
#13 Search (((("Hospitals, General"[Mesh]) OR "Emergency Service, Hospital"[Mesh] OR ("Hospitals, Psychiatric"[Mesh] OR "Psychiatric Department, Hospital"[Mesh]) OR "Inpatients"[Mesh] OR hospitalization [mesh]))	263822
#14 Search (#12 NOT #13)	683
#15 Search (((("Comparative Effectiveness Research"[Mesh] OR "Comparative Study" [Publication Type] OR "Pragmatic Clinical Trials as Topic"[Mesh]) OR comparison OR comparator OR comparative))	2398633
#16 Search (#14 AND #15)	23
#19 Search (#14 AND #15) Filters: Publication date from 1980/01/01; Humans; English	20

Table A6. Cochrane Original Library Search for Reviews, 7/23/15. No limits based on publication date.

ID	Search	Hits
#1	[(serious OR severe OR persistent) mental illness] AND ["crisis intervention" OR violence OR aggression OR agitation OR hostility OR "physical restraint" OR "isolation" OR "antipsychotic"] AND [comparative OR comparison] AND [hospitalization OR hospital OR "emergency department"]	18

Table A7. Cochrane Update Library Search for Reviews, 1/16/16. No limits based on publication date.

ID	Search	Hits
#1	[(serious OR severe OR persistent) mental illness] AND ["crisis intervention" OR violence OR aggression OR agitation OR hostility OR "physical restraint" OR "isolation" OR "antipsychotic"] AND [comparative OR comparison] AND [hospitalization OR hospital OR "emergency department"]	2

Table A8. Cochrane Original Library Search for Clinical Trials, 7/23/15. No limits based on publication date.

ID	Search	Hits
#1	[(serious OR severe OR persistent) mental illness] AND ["crisis intervention" OR violence OR aggression OR agitation OR hostility OR "physical restraint" OR "isolation" OR "antipsychotic"] AND [comparative OR comparison] AND [hospitalization OR hospital OR "emergency department"]	8

Table A9. Cochrane Update Library Search for Clinical Trials, 1/16/16. No limits based on publication date.

ID	Search	Hits
#1	[(serious OR severe OR persistent) mental illness] AND ["crisis intervention" OR violence OR aggression OR agitation OR hostility OR "physical restraint" OR "isolation" OR "antipsychotic"] AND [comparative OR comparison] AND [hospitalization OR hospital OR "emergency department"]	0

Table A10. CINAHL Original Search, 7/23/15. No limits based on publication date.

ID	Search	Hits
#1	[(serious OR severe OR persistent) mental illness] AND ["crisis intervention" OR violence OR aggression OR agitation OR hostility OR "physical restraint" OR "isolation" OR "antipsychotic"] AND [comparative OR comparison] AND [hospitalization OR hospital OR "emergency department"]	5

Table A11. CINAHL Update Search, 1/16/16. No limits based on publication date.

ID	Search	Hits
#1	[(serious OR severe OR persistent) mental illness] AND ["crisis intervention" OR violence OR aggression OR agitation OR hostility OR "physical restraint" OR "isolation" OR "antipsychotic"] AND [comparative OR comparison] AND [hospitalization OR hospital OR "emergency department"]	4

Table A12. PsycINFO Original Search, 7/23/15. No limits based on publication date.

ID	Search	Hits
#1	[(serious OR severe OR persistent) mental illness] AND ["crisis intervention" OR violence OR aggression OR agitation OR hostility OR "physical restraint" OR "isolation" OR "antipsychotic"] AND [comparative OR comparison] AND [hospitalization OR hospital OR "emergency department"]	21

Table A13. PsycINFO Update Search, 1/16/16. No limits based on publication date.

ID	Search	Hits
#1	[(serious OR severe OR persistent) mental illness] AND ["crisis intervention" OR violence OR aggression OR agitation OR hostility OR "physical restraint" OR "isolation" OR "antipsychotic"] AND [comparative OR comparison] AND [hospitalization OR hospital OR "emergency department"]	7

Table A14. EMBASE Original Search, 7/23/15. No limits based on publication date.

ID	Search	Hits
#1	[(serious OR severe OR persistent) mental illness] AND ["crisis intervention" OR violence OR aggression OR agitation OR hostility OR "physical restraint" OR "isolation" OR "antipsychotic"] AND [comparative OR comparison] AND [hospitalization OR hospital OR "emergency department"]	88

Table A15. EMBASE Update Search, 1/16/16. No limits based on publication date.

ID	Search	Hits
#1	[(serious OR severe OR persistent) mental illness] AND ["crisis intervention" OR violence OR aggression OR agitation OR hostility OR "physical restraint" OR "isolation" OR "antipsychotic"] AND [comparative OR comparison] AND [hospitalization OR hospital OR "emergency department"]	7

Gray Literature

Table A16. Academic Search™ Premier, Original Search, 7/23/15. No limits based on publication date.

ID	Search	Hits
#1	[(serious OR severe OR persistent) mental illness] AND ["crisis intervention" OR violence OR aggression OR agitation OR hostility OR "physical restraint" OR "isolation" OR "antipsychotic"] AND [comparative OR comparison] AND [hospitalization OR hospital OR "emergency department"]	30

Table A17. Academic Search™ Premier, Update Search, 1/16/16. No limits based on publication date.

ID	Search	Hits
#1	[(serious OR severe OR persistent) mental illness] AND ["crisis intervention" OR violence OR aggression OR agitation OR hostility OR "physical restraint" OR "isolation" OR "antipsychotic"] AND [comparative OR comparison] AND [hospitalization OR hospital OR "emergency department"]	6

Table A18. ClinicalTrials.gov, Original Search, 7/23/15. No limits based on publication date.

ID	Search	Hits
#1	[(serious OR severe OR persistent) mental illness] AND ["crisis intervention" OR violence OR aggression OR agitation OR hostility OR "physical restraint" OR "isolation" OR "antipsychotic"] AND [comparative OR comparison] AND [hospitalization OR hospital OR "emergency department"]	1

Table A19. ClinicalTrials.gov, Update Search, 1/16/16. No limits based on publication date.

ID	Search	Hits
#1	[(serious OR severe OR persistent) mental illness] AND ["crisis intervention" OR violence OR aggression OR agitation OR hostility OR "physical restraint" OR "isolation" OR "antipsychotic"] AND [comparative OR comparison] AND [hospitalization OR hospital OR "emergency department"]	3

Table A20. NIH RePORTer, Original Search, 7/23/15. No limits based on publication date.

ID	Search	Hits
#1	[(serious OR severe OR persistent) mental illness] AND ["crisis intervention" OR violence OR aggression OR agitation OR hostility OR "physical restraint" OR "isolation" OR "antipsychotic"] AND [comparative OR comparison] AND [hospitalization OR hospital OR "emergency department"]	1

Table A21. NIH RePORTer, Update Search, 1/16/16. No limits based on publication date.

ID	Search	Hits
#1	[(serious OR severe OR persistent) mental illness] AND ["crisis intervention" OR violence OR aggression OR agitation OR hostility OR "physical restraint" OR "isolation" OR "antipsychotic"] AND [comparative OR comparison] AND [hospitalization OR hospital OR "emergency department"]	1

Table A22. WHOLIS, Original Search, 7/23/15. No limits based on publication date.

ID	Search	Hits
#1	[(serious OR severe OR persistent) mental illness] AND ["crisis intervention" OR violence OR aggression OR agitation OR hostility OR "physical restraint" OR "isolation" OR "antipsychotic"] AND [comparative OR comparison] AND [hospitalization OR hospital OR "emergency department"]	0

Table A23. WHOLIS, Update Search, 1/16/16. No limits based on publication date.

ID	Search	Hits
#1	[(serious OR severe OR persistent) mental illness] AND ["crisis intervention" OR violence OR aggression OR agitation OR hostility OR "physical restraint" OR "isolation" OR "antipsychotic"] AND [comparative OR comparison] AND [hospitalization OR hospital OR "emergency department"]	0

Appendix B. Excluded Studies

Exclusion Codes:

- X1: Non-English
- X2: Ineligible publication type
- X3: Ineligible study design
- X4: Ineligible population
- X5: Ineligible or no intervention
- X6: Ineligible or no comparator(s)
- X7: Ineligible or no outcome(s)
- X8: Ineligible timing
- X9: Ineligible clinical setting(s)
- X10: Ineligible geographic setting
- X11: No KQs addressed
- X12: Sample size <100 (nonrandomized studies only)
- X13: Full-text article unretrievable

1. Schizophrenia, violence, clozapine and risperidone: a review. The Special Hospitals Treatment Resistant Schizophrenia Research Group. *Br J Psychiatry Suppl.* 1996 Dec;31):21-30. PMID: 8968652. Exclusion Code: X2
2. Rapid tranquillisation for agitated patients in emergency psychiatric rooms: a randomised trial of midazolam versus haloperidol plus promethazine. *BMJ.* 2003 Sep 27;327(7417):708-13. PMID: 14512476. Exclusion Code: X4
3. Taking the first step. *Schizophr Bull.* 2010 Sep;36(5):895-9. PMID: 20554784. Exclusion Code: X2
4. Agid O, Kapur S, Warrington L, et al. Early onset of antipsychotic response in the treatment of acutely agitated patients with psychotic disorders. *Schizophr Res.* 2008 Jul;102(1-3):241-8. PMID: 18495436. Exclusion Code: X7
5. Alexander J, Tharyan P, Adams C, et al. Rapid tranquillisation of violent or agitated patients in a psychiatric emergency setting. Pragmatic randomised trial of intramuscular lorazepam v. haloperidol plus promethazine. *Br J Psychiatry.* 2004 Jul;185:63-9. PMID: 15231557. Exclusion Code: X7
6. Alexander M. Violence in the emergency department: a firsthand account. *J Emerg Nurs.* 2001 Jun;27(3):279-85. PMID: 11387566. Exclusion Code: X3
7. Ali A, Hassiotis A. Managing the violent patient. *Br J Hosp Med (Lond).* 2006 Aug;67(8):M142-4. PMID: 16918097. Exclusion Code: X2
8. Allan ER, Alpert M, Sison CE, et al. Adjunctive nadolol in the treatment of acutely aggressive schizophrenic patients. *J Clin Psychiatry.* 1996 Oct;57(10):455-9. PMID: 8909331. Exclusion Code: X3
9. Allen DE, de Nesnera A, Cummings K, et al. Transforming the culture of caring. *J Psychosoc Nurs Ment Health Serv.* 2011 Jan;49(1):45-9. PMID: 21175121. Exclusion Code: X4
10. Allen MH. The organization of psychiatric emergency services and related differences in restraint practices. *Gen Hosp Psychiatry.* 2007 Nov-Dec;29(6):467-9. PMID: 18022037. Exclusion Code: X2
11. Altendorfer A. Seclusion and restraints. *Psychiatr Serv.* 2000 Oct;51(10):1318. PMID: 11013340. Exclusion Code: X2
12. Arnetz JE, Arnetz BB. Implementation and evaluation of a practical intervention programme for dealing with violence towards health care workers. *J Adv Nurs.* 2000 Mar;31(3):668-80. PMID: 10718887. Exclusion Code: X9

13. Ashcraft L, Anthony W. Eliminating seclusion and restraint in recovery-oriented crisis services. *Psychiatr Serv.* 2008 Oct;59(10):1198-202. PMID: 18832507. Exclusion Code: X4
14. Baldacara L, Sanches M, Cordeiro DC, et al. Rapid tranquilization for agitated patients in emergency psychiatric rooms: a randomized trial of olanzapine, ziprasidone, haloperidol plus promethazine, haloperidol plus midazolam and haloperidol alone. *Rev Bras Psiquiatr.* 2011 Mar;33(1):30-9. PMID: 21537720. Exclusion Code: X10
15. Barton SA, Johnson MR, Price LV. Achieving restraint-free on an inpatient behavioral health unit. *J Psychosoc Nurs Ment Health Serv.* 2009 Jan;47(1):34-40. PMID: 19227108. Exclusion Code: X4
16. Battaglia J, Lindborg SR, Alaka K, et al. Calming versus sedative effects of intramuscular olanzapine in agitated patients. *Am J Emerg Med.* 2003 May;21(3):192-8. PMID: 12811711. Exclusion Code: X7
17. Battaglia J, Moss S, Rush J, et al. Haloperidol, lorazepam, or both for psychotic agitation? A multicenter, prospective, double-blind, emergency department study. *Am J Emerg Med.* 1997 Jul;15(4):335-40. PMID: 9217519. Exclusion Code: X7
18. Belgamwar RB, Fenton M. Olanzapine IM or velotab for acutely disturbed/agitated people with suspected serious mental illnesses. *Cochrane Database of Syst Rev.* 2009(4). Exclusion Code: X6
19. Bellus SB, Vergo JG, Kost PP, et al. Behavioral rehabilitation and the reduction of aggressive and self-injurious behaviors with cognitively impaired, chronic psychiatric inpatients. *Psychiatr Q.* 1999 Spring;70(1):27-37. PMID: 9924730. Exclusion Code: X8
20. Bergk J, Flammer E, Steinert T. Ratings of coercive interventions by inpatients and staff in Germany. *Psychiatr Serv.* 2009 Oct;60(10):1401; author reply -2. PMID: 19797389. Exclusion Code: X11
21. Bernstein R. Commentary: commentary on the "choice" between seclusion and forced medication. *Psychiatr Serv.* 2008 Feb;59(2):212. PMID: 18245169. Exclusion Code: X2
22. Bhui K, Outhwaite J, Adzinku F, et al. Implementing clinical practice guidelines on the management of imminent violence on two acute psychiatric in-patient units. *Journal of Mental Health.* 2001 2001/01/01;10(5):559-69. Exclusion Code: X9
23. Binder RL, McNeil DE. Emergency psychiatry: contemporary practices in managing acutely violent patients in 20 psychiatric emergency rooms. *Psychiatr Serv.* 1999 Dec;50(12):1553-4. PMID: 10577870. Exclusion Code: X3
24. Bjorkdahl A, Heilig M, Palmstierna T, et al. Changes in the occurrences of coercive interventions and staff injuries on a psychiatric intensive care unit. *Arch Psychiatr Nurs.* 2007 Oct;21(5):270-7. PMID: 17904484. Exclusion Code: X9
25. Borckardt JJ, Grubaugh AL, Pelic CG, et al. Enhancing patient safety in psychiatric settings. *J Psychiatr Pract.* 2007 Nov;13(6):355-61. PMID: 18032980. Exclusion Code: X7
26. Borckardt JJ, Madan A, Grubaugh AL, et al. Systematic investigation of initiatives to reduce seclusion and restraint in a state psychiatric hospital. *Psychiatr Serv.* 2011 May;62(5):477-83. PMID: 21532072. Exclusion Code: X4
27. Borenstein J. Teaching tool to reduce restraint and seclusion. *Psychiatr Serv.* 2008 Apr;59(4):448. PMID: 18378851. Exclusion Code: X2
28. Bostwick JR, Hallman IS. Agitation management strategies: overview of non-pharmacologic and pharmacologic interventions. *Medsurg Nurs.* 2013 Sep-Oct;22(5):303-7, 18. PMID: 24358571. Exclusion Code: X2

29. Bowers L, Stewart D, Papadopoulos C, et al. Inpatient violence and aggression: A literature review. Report from the Conflict and Containment Reduction Research Programme. Section of Mental Health Nursing Health Service and Population Research Institute of Psychiatry Kings College London: Institute of Psychiatry, Kings College London; May 2011. <http://www.kcl.ac.uk/ioppn/depts/hspr/research/ciemh/mhn/projects/litreview/litrevagg.pdf>. Exclusion Code: X3
30. Bowers L, Ross J, Nijman H, et al. The scope for replacing seclusion with time out in acute inpatient psychiatry in England. *J Adv Nurs*. 2012 Apr;68(4):826-35. PMID: 21749438. Exclusion Code: X5
31. Bowers L, Van Der Merwe M, Paterson B, et al. Manual restraint and shows of force: the City-128 study. *Int J Ment Health Nurs*. 2012 Feb;21(1):30-40. PMID: 21733054. Exclusion Code: X3
32. Brakoulias V, Mandali R, Seymour J, et al. Characteristics of admissions to a recently opened Psychiatric Emergency Care Centre. *Australas Psychiatry*. 2010 Aug;18(4):326-9. PMID: 20645898. Exclusion Code: X5
33. Breier A, Meehan K, Birkett M, et al. A double-blind, placebo-controlled dose-response comparison of intramuscular olanzapine and haloperidol in the treatment of acute agitation in schizophrenia. *Arch Gen Psychiatry*. 2002 May;59(5):441-8. PMID: 11982448. Exclusion Code: X7
34. Brooks MO, Sanguinetti VR, Schwartz SL. Providing short-term intensive treatment in public psychiatry. *Hosp Community Psychiatry*. 1992 Jan;43(1):74-6. PMID: 1544655. Exclusion Code: X6
35. Buckley P, Bartell J, Donenwirth K, et al. Violence and schizophrenia: clozapine as a specific antiaggressive agent. *Bull Am Acad Psychiatry Law*. 1995;23(4):607-11. PMID: 8639988. Exclusion Code: X9
36. Buckley PF, Ibrahim ZY, Singer B, et al. Aggression and schizophrenia: efficacy of risperidone. *J Am Acad Psychiatry Law*. 1997;25(2):173-81. PMID: 9213289. Exclusion Code: X12
37. Cailhol L, Allen M, Moncany AH, et al. Violent behavior of patients admitted in emergency following drug suicidal attempt: a specific staff educational crisis intervention. *Gen Hosp Psychiatry*. 2007 Jan-Feb;29(1):42-4. PMID: 17189744. Exclusion Code: X4
38. Calver L, Drinkwater V, Gupta R, et al. Droperidol v. haloperidol for sedation of aggressive behaviour in acute mental health: randomised controlled trial. *Br J Psychiatry*. 2015 Mar;206(3):223-8. PMID: 25395689. Exclusion Code: X4
39. Calver L, Drinkwater V, Isbister GK. A prospective study of high dose sedation for rapid tranquilisation of acute behavioural disturbance in an acute mental health unit. *BMC Psychiatry*. 2013;13:225. PMID: 24044673. Exclusion Code: X4
40. Carmel H, Hunter M. Compliance with training in managing assaultive behavior and injuries from inpatient violence. *Hosp Community Psychiatry*. 1990 May;41(5):558-60. PMID: 2078207. Exclusion Code: X9
41. Cashin A. Seclusion: the quest to determine effectiveness. *J Psychosoc Nurs Ment Health Serv*. 1996 Nov;34(11):17-21. PMID: 8923346. Exclusion Code: X5
42. Castle DJ, Udristoiu T, Kim CY, et al. Intramuscular olanzapine versus short-acting typical intramuscular antipsychotics: comparison of real-life effectiveness in the treatment of agitation. *World J Biol Psychiatry*. 2009;10(1):43-53. PMID: 19137460. Exclusion Code: X7
43. Chaichan W. Evaluation of the use of the positive and negative syndrome scale-excited component as a criterion for administration of p.r.n. medication. *J Psychiatr Pract*. 2008 Mar;14(2):105-13. PMID: 18360196. Exclusion Code: X10
44. Champagne T, Sayer E. The effects of the use of the sensory room in psychiatry. 2003. http://www.ot-innovations.com/pdf_files/QI_STUDY_Sensory_Room.pdf. Exclusion Code: X4

45. Chan HY, Lin AS, Chen KP, et al. An open-label, randomized, controlled trial of zotepine and risperidone for acutely ill, hospitalized, schizophrenic patients with symptoms of agitation. *J Clin Psychopharmacol*. 2013 Dec;33(6):747-52. PMID: 24100785. Exclusion Code: X3
46. Chan HY, Lu RB, Tseng CL, et al. Effectiveness of the anger-control program in reducing anger expression in patients with schizophrenia. *Arch Psychiatr Nurs*. 2003 Apr;17(2):88-95. PMID: 12701086. Exclusion Code: X7
47. Chan KL, Campayo A, Moser DJ, et al. Aggressive behavior in patients with stroke: association with psychopathology and results of antidepressant treatment on aggression. *Arch Phys Med Rehabil*. 2006 Jun;87(6):793-8. PMID: 16731214. Exclusion Code: X4
48. Charatan F. US reconsiders use of seclusion and restraints in psychiatric patients. *BMJ*. 1999 Jul 10;319(7202):77. PMID: 10398624. Exclusion Code: X2
49. Chen J, Yang X, Song A, et al. Intramuscular ziprasidone versus haloperidol in the treatment of acute agitation in schizophrenia. *Shanghai Archives of Psychiatry*. 2008;20(6):363-6. Exclusion Code: X1
50. Chen M, Liu D, Lin J. The comparison study on curing agitation by haloperidol and chlorpromazine venoclysis. *Medical Journal of Chinese Civil Administration* 2004;16(10):599-629. Exclusion Code: X1
51. Chengappa KN, Ebeling T, Kang JS, et al. Clozapine reduces severe self-mutilation and aggression in psychotic patients with borderline personality disorder. *J Clin Psychiatry*. 1999 Jul;60(7):477-84. PMID: 10453803. Exclusion Code: X12
52. Chengappa KN, Levine J, Ulrich R, et al. Impact of risperidone on seclusion and restraint at a state psychiatric hospital. *Can J Psychiatry*. 2000 Nov;45(9):827-32. PMID: 11143833. Exclusion Code: X8
53. Chengappa KN, Vasile J, Levine J, et al. Clozapine: its impact on aggressive behavior among patients in a state psychiatric hospital. *Schizophr Res*. 2002 Jan 1;53(1-2):1-6. PMID: 11728832. Exclusion Code: X12
54. Chiles JA, Davidson P, McBride D. Effects of clozapine on use of seclusion and restraint at a state hospital. *Hosp Community Psychiatry*. 1994 Mar;45(3):269-71. PMID: 8188201. Exclusion Code: X9
55. Citrome L, Casey DE, Daniel DG, et al. Adjunctive divalproex and hostility among patients with schizophrenia receiving olanzapine or risperidone. *Psychiatr Serv*. 2004 Mar;55(3):290-4. PMID: 15001730. Exclusion Code: X7
56. Citrome L, Volavka J, Czobor P, et al. Efficacy of ziprasidone against hostility in schizophrenia: Post hoc analysis of randomized, open-label study data. *J Clin Psychiatry*. 2006 Apr;67(4):638-42. PMID: 16669729. Exclusion Code: X3
57. Cohen ES, Kruschwitz AL. Restraint reduction: lessons from the asylum. *J Ethics Law Aging*. 1997 Spring-Summer;3(1):25-43. PMID: 11656712. Exclusion Code: X2
58. Cole MG, Primeau FJ, Bailey RF, et al. Systematic intervention for elderly inpatients with delirium: a randomized trial. *CMAJ*. 1994 Oct 1;151(7):965-70. PMID: 7922932. Exclusion Code: X7
59. Conley J. The NTAC training curriculum for the reduction of seclusion and restraint. Evaluation FastFacts from the Evaluation Center @ HSRI. 2004 May;3(1):1-4. Exclusion Code: X7
60. Coutinho E, Fenton M, Adams C, et al. Zuclopenthixol acetate in psychiatric emergencies: looking for evidence from clinical trials. *Schizophr Res*. 2000 Dec 15;46(2-3):111-8. PMID: 11120423. Exclusion Code: X7
61. Cowin L, Davies R, Estall G, et al. De-escalating aggression and violence in the mental health setting. *Int J Ment Health Nurs*. 2003 Mar;12(1):64-73. PMID: 14685961. Exclusion Code: X7
62. Cruz V, Abdul-Hamid M, Heater B. Research-based practice: reducing restraints in an acute care setting--phase I. *J Gerontol Nurs*. 1997 Feb;23(2):31-40. PMID: 9086979. Exclusion Code: X4

63. Currier GW, Allen MH. Emergency psychiatry: physical and chemical restraint in the psychiatric emergency service. *Psychiatr Serv.* 2000 Jun;51(6):717-9. PMID: 10828101. Exclusion Code: X2
64. Currier GW, Chou JC, Feifel D, et al. Acute treatment of psychotic agitation: a randomized comparison of oral treatment with risperidone and lorazepam versus intramuscular treatment with haloperidol and lorazepam. *J Clin Psychiatry.* 2004 Mar;65(3):386-94. PMID: 15096079. Exclusion Code: X4
65. Currier GW, Simpson GM. Risperidone liquid concentrate and oral lorazepam versus intramuscular haloperidol and intramuscular lorazepam for treatment of psychotic agitation. *J Clin Psychiatry.* 2001 Mar;62(3):153-7. PMID: 11305699. Exclusion Code: X7
66. Cutchins CH. Blueprint for restraint-free care. *Am J Nurs.* 1991 Jul;91(7):36-42. PMID: 1858843. Exclusion Code: X4
67. Damsa C, Adam E, Lazignac C, et al. Intramuscular olanzapine in patients with schizophrenia: an observational study in an emergency room. *Bull Soc Sci Med Grand Duche Luxemb.* 2008(2):209-16. PMID: 18561597. Exclusion Code: X12
68. Damsa C, Ikelheimer D, Adam E, et al. Heisenberg in the ER: observation appears to reduce involuntary intramuscular injections in a psychiatric emergency service. *Gen Hosp Psychiatry.* 2006 Sep-Oct;28(5):431-3. PMID: 16950380. Exclusion Code: X5
69. Deans C. The effectiveness of a training program for emergency department nurses in managing violent situations. *Aust J Adv Nurs.* 2004 Jun-Aug;21(4):17-22. PMID: 18646649. Exclusion Code: X4
70. DeLacy L, Edner B, Hart C, et al. Learning from Each Other: Success Stories and Ideas for Reducing Restraint/Seclusion in Behavioral Health. American Psychiatric Association, American Psychiatric Nurses Association, National Association of Psychiatric Health Systems, and American Hospital Association Section for Psychiatric and Substance Abuse Services; 2003. http://c.ymcdn.com/sites/www.copaa.org/resource/collection/662B1866-952D-41FA-B7F3-D3CF68639918/Learning_from_each_other_-_reducing_restraint.pdf. Accessed on 19 January 2015. Exclusion Code: X3
71. Delaney KR, Johnson ME. Safety and inpatient psychiatric treatment: moving the science forward. *J Am Psychiatr Nurses Assoc.* 2012 Mar-Apr;18(2):79-80. PMID: 22548225. Exclusion Code: X2
72. Dewey K, Brill C. Decrease in restraint use in a study of a geropsychiatric unit. *J Psychosoc Nurs Ment Health Serv.* 2000 Oct;38(10):14-8. PMID: 11056890. Exclusion Code: X4
73. Dickerson F, Ringel N, Parente F, et al. Seclusion and restraint, assaultiveness, and patient performance in a token economy. *Hosp Community Psychiatry.* 1994 Feb;45(2):168-70. PMID: 8168799. Exclusion Code: X9
74. Dodds P, Bowles N. Dismantling formal observation and refocusing nursing activity in acute inpatient psychiatry: a case study. *J Psychiatr Ment Health Nurs.* 2001 Apr;8(2):183-8. PMID: 11882126. Exclusion Code: X2
75. Donat DC. Impact of a mandatory behavioral consultation on seclusion/restraint utilization in a psychiatric hospital. *J Behav Ther Exp Psychiatry.* 1998 Mar;29(1):13-9. PMID: 9627821. Exclusion Code: X9
76. Donat DC. Impact of improved staffing on seclusion/restraint reliance in a public psychiatric hospital. *Psychiatr Rehabil J.* 2002 Spring;25(4):413-6. PMID: 12013271. Exclusion Code: X9

77. Donat DC. Employing behavioral methods to improve the context of care in a public psychiatric hospital: Reducing hospital reliance on seclusion/restraint and psychotropic PRN medication. *Cognitive and Behavioral Practice*. 2002 //Winter;9(1):28-37. Exclusion Code: X12
78. Donat DC. An analysis of successful efforts to reduce the use of seclusion and restraint at a public psychiatric hospital. *Psychiatr Serv*. 2003 Aug;54(8):1119-23. PMID: 12883139. Exclusion Code: X9
79. Donat DC, McKeegan GF, Neal B. Training inpatient psychiatric staff in the use of behavioral methods: A program to enhance utilization. *Psychosocial Rehabilitation Journal*. 1991;15(1):69-74. PMID: 1992-06962-001. Exclusion Code: X7
80. Emde K, Merkle S. Reducing use of restraints in the emergency department: one level III community hospital's experience. *J Emerg Nurs*. 2002 Aug;28(4):320-2. PMID: 12122405. Exclusion Code: X12
81. Fernandes CM, Raboud JM, Christenson JM, et al. The effect of an education program on violence in the emergency department. *Ann Emerg Med*. 2002 Jan;39(1):47-55. PMID: 11782730. Exclusion Code: X4
82. Fisher WA. Restraint and seclusion: a review of the literature. *Am J Psychiatry*. 1994 Nov;151(11):1584-91. PMID: 7943445. Exclusion Code: X5
83. Fisher WA. Elements of successful restraint and seclusion reduction programs and their application in a large, urban, state psychiatric hospital. *J Psychiatr Pract*. 2003 Jan;9(1):7-15. PMID: 15985912. Exclusion Code: X9
84. Fletcher E, Stevenson C. Launching the Tidal Model in an adult mental health programme. *Nurs Stand*. 2001 Aug 22-28;15(49):33-6. PMID: 12214392. Exclusion Code: X9
85. Foster S, Kessel J, Berman ME, et al. Efficacy of lorazepam and haloperidol for rapid tranquilization in a psychiatric emergency room setting. *Int Clin Psychopharmacol*. 1997 May;12(3):175-9. PMID: 9248875. Exclusion Code: X7
86. Garner B. Effect of Massage Therapy on Aggression in a Psychiatric Inpatient Unit. Melbourne Health. NCT00421070. Melbourne, Victoria, Australia: January 10, 2007 January 10, 2007. Exclusion Code: X4
87. Garner B, Phillips LJ, Schmidt HM, et al. Pilot study evaluating the effect of massage therapy on stress, anxiety and aggression in a young adult psychiatric inpatient unit. *Aust N Z J Psychiatry*. 2008 May;42(5):414-22. PMID: 18478478. Exclusion Code: X4
88. Gaskin CJ, Elsom SJ, Happell B. Interventions for reducing the use of seclusion in psychiatric facilities: review of the literature. *Br J Psychiatry*. 2007 Oct;191:298-303. PMID: 17906239. Exclusion Code: X3
89. Gerolamo AM. The conceptualization of physical restraint as a nursing-sensitive adverse outcome in acute care psychiatric treatment settings. *Arch Psychiatr Nurs*. 2006 Aug;20(4):175-85. PMID: 16846778. Exclusion Code: X3
90. Gilbert M, Counsell C. Planned change to implement a restraint reduction program. *J Nurs Care Qual*. 1999 Jun;13(5):57-64. PMID: 10343480. Exclusion Code: X4
91. Gillies D, Beck A, McCloud A, et al. Benzodiazepines for psychosis-induced aggression or agitation. *Cochrane Database of Syst Rev*. 2009(4). Exclusion Code: X7
92. Gillies J, Moriarty H, Short T, et al. An innovative model for restraint use at the Philadelphia Veterans Affairs Medical Center. *Nurs Adm Q*. 2005 Jan-Mar;29(1):45-56. PMID: 15779705. Exclusion Code: X3
93. Goldbloom DL, Mojtabai R, Serby MJ. Weekend prescribing practices and subsequent seclusion and restraint in a psychiatric inpatient setting. *Psychiatr Serv*. 2010 Feb;61(2):193-5. PMID: 20123827. Exclusion Code: X12
94. Gonzalez D, Bienroth M, Curtis V, et al. Consensus statement on the use of intramuscular aripiprazole for the rapid control of agitation in bipolar mania and schizophrenia. *Curr Med Res Opin*. 2013;29(3):241-50. Exclusion Code: X2

95. Goodykoontz L, Herrick CA. Evaluation of an inservice education program regarding aggressive behavior on a psychiatric unit. *J Contin Educ Nurs*. 1990 May-Jun;21(3):129-33. PMID: 2112174. Exclusion Code: X9
96. Gordon W, Morton T, Brooks G. The Tidal Model and the reform of nursing practice. 2004. Exclusion Code: X4
97. Gordon W, Morton T, Brooks G. Launching the Tidal Model: evaluating the evidence. *J Psychiatr Ment Health Nurs*. 2005 Dec;12(6):703-12. PMID: 16336595. Exclusion Code: X2
98. Griffey RT, Wittels K, Gilboy N, et al. Use of a computerized forcing function improves performance in ordering restraints. *Ann Emerg Med*. 2009 Apr;53(4):469-76. PMID: 18640744. Exclusion Code: X5
99. Grigg M. Eliminating seclusion and restraint in Australia. *Int J Ment Health Nurs*. 2006 Dec;15(4):224-5. PMID: 17064317. Exclusion Code: X2
100. Haddock G, Tarrier N, Morrison AP, et al. A pilot study evaluating the effectiveness of individual inpatient cognitive-behavioural therapy in early psychosis. *Soc Psychiatry Psychiatr Epidemiol*. 1999 May;34(5):254-8. PMID: 10396167. Exclusion Code: X5
101. Halbreich U, Smail N, Tu X, et al. Participation in clinical trials may improve care of acute schizophrenia inpatients in a general hospital. *CNS Spectr*. 2008 Sep;13(9):757-61. PMID: 18849894. Exclusion Code: X3
102. Hatta K, Takebayashi H, Sudo Y, et al. The possibility that requiring high-dose olanzapine cannot be explained by pharmacokinetics in the treatment of acute-phase schizophrenia. *Psychiatry Res*. 2013 Dec 15;210(2):396-401. PMID: 23919898. Exclusion Code: X5
103. Helmuth R. Nursing staff educational preparation and patient inflicted injuries in a 160 bed psychiatric hospital. *Alaska Med*. 1994 Oct-Dec;36(4):189-92, 203. PMID: 7847582. Exclusion Code: X3
104. Herzog A. Safe and minimal use of seclusion and restraint. *Psychiatr Serv*. 2005 Dec;56(12):1622; discussion PMID: 16339636. Exclusion Code: X2
105. Holt E. Rest and restraint. *Lancet*. 2004 Sep 4-10;364(9437):829-30. PMID: 15359481. Exclusion Code: X2
106. Houston RJ, Stanford MS. Characterization of aggressive behavior and phenytoin response. *Aggressive Behavior*. 2006;32(1):38-43. Exclusion Code: X9
107. Hovens JE, Dries PJ, Melman CT, et al. Oral risperidone with lorazepam versus oral zuclopenthixol with lorazepam in the treatment of acute psychosis in emergency psychiatry: a prospective, comparative, open-label study. *J Psychopharmacol*. 2005 Jan;19(1):51-7. PMID: 15671129. Exclusion Code: X12
108. Hsu WY, Huang SS, Lee BS, et al. Comparison of intramuscular olanzapine, orally disintegrating olanzapine tablets, oral risperidone solution, and intramuscular haloperidol in the management of acute agitation in an acute care psychiatric ward in Taiwan. *J Clin Psychopharmacol*. 2010 Jun;30(3):230-4. PMID: 20473056. Exclusion Code: X7
109. Huckshorn KA. Reducing seclusion and restraint use in mental health settings: core strategies for prevention. *J Psychosoc Nurs Ment Health Serv*. 2004;42(9):22-33. Review. PMID: 15493493. Exclusion Code: X2
110. Hughes L, Fuller G. Towards evidence based emergency medicine: best BETs from the Manchester Royal Infirmary. BET 3. Rapid tranquilisation in acute psychotic agitation. *Emerg Med J*. 2011 Jan;28(1):77-8. PMID: 21172918. Exclusion Code: X7
111. Istikoglou C, Vlavianou A, Foutsitzis D, et al. Intramuscular aripiprazole versus injectable haloperidol in treatment of acute psychotic agitation. *Eur Neuropsychopharmacol*. 2010;20(Istikoglou C.; Vlavianou A.; Foutsitzis D.; Theodorakopoulos G.; Polonifis C.; Kanellos P.) Konstantopouleion General Hospital of Nea Ionia, Psychiatric, Athens, Greece):S469-S70. Exclusion Code: X7
112. Jagella E, Tideiksaar R, Mulvihill M, et al. Alarm devices instead of restraints? *J Am Geriatr Soc*. 1992 Feb;40(2):191. PMID: 1740608. Exclusion Code: X2

113. Jambunathan J, Bellaire K. Evaluating staff use of crisis prevention intervention techniques: a pilot study. *Issues Ment Health Nurs.* 1996 Nov-Dec;17(6):541-58. PMID: 9052093. Exclusion Code: X4
114. Janelli LM, Kanski GW. Music intervention with physically restrained patients. *Rehabil Nurs.* 1997 Jan-Feb;22(1):14-9. PMID: 9110838. Exclusion Code: X4
115. Jayakody K, Gibson RC, Kumar A, et al. Zuclopenthixol acetate for acute schizophrenia and similar serious mental illnesses. *Cochrane Database Syst Rev.* 2012;4:CD000525. PMID: 22513898. Exclusion Code: X5
116. Jin C, Sher L. Restrictive measures in a psychiatric hospital on weekdays versus on weekends or holidays. *Can J Psychiatry.* 1999 Jun;44(5):505-6. PMID: 10389617. Exclusion Code: X2
117. Jungfer HA, Schneeberger AR, Borgwardt S, et al. Reduction of seclusion on a hospital-wide level: successful implementation of a less restrictive policy. *J Psychiatr Res.* 2014 Jul;54:94-9. PMID: 24726637. Exclusion Code: X9
118. Kern RS, Kuehnel TG, Teuber J, et al. Multimodal cognitive-behavior therapy for borderline personality disorder with self-injurious behavior. *Psychiatr Serv.* 1997 Sep;48(9):1131-3. PMID: 9285971. Exclusion Code: X3
119. Kinon BJ, Ahl J, Rotelli MD, et al. Efficacy of accelerated dose titration of olanzapine with adjunctive lorazepam to treat acute agitation in schizophrenia. *Am J Emerg Med.* 2004 May;22(3):181-6. PMID: 15138953. Exclusion Code: X7
120. Kinsella C, Chaloner C, Brosnan C. An alternative to seclusion? *Nurs Times.* 1993 May 5-11;89(18):62-4. PMID: 8516133. Exclusion Code: X2
121. Knight M, Adkison L, Kovach JS. A comparison of multisensory and traditional interventions on inpatient psychiatry and geriatric neuropsychiatry units. *J Psychosoc Nurs Ment Health Serv.* 2010 Jan;48(1):24-31. PMID: 20102130. Exclusion Code: X7
122. Knight MM. Quality improvement initiatives to minimize seclusion and restraint. *J Healthc Qual.* 2005 Mar-Apr;27(2):20-5. PMID: 16190307. Exclusion Code: X5
123. Kontio R, Pitkanen A, Joffe G, et al. eLearning course may shorten the duration of mechanical restraint among psychiatric inpatients: a cluster-randomized trial. *Nord J Psychiatry.* 2014 Oct;68(7):443-9. PMID: 24274836. Exclusion Code: X9
124. Kostecka M, Zardecka M. The use of physical restraints in Polish psychiatric hospitals in 1989 and 1996. *Psychiatr Serv.* 1999 Dec;50(12):1637-8. PMID: 10577888. Exclusion Code: X5
125. Krakowski MI, Czobor P. A prospective longitudinal study of cholesterol and aggression in patients randomized to clozapine, olanzapine, and haloperidol. *J Clin Psychopharmacol.* 2010 Apr;30(2):198-200. PMID: 20520296. Exclusion Code: X2
126. Krakowski MI, Czobor P, Citrome L, et al. Atypical antipsychotic agents in the treatment of violent patients with schizophrenia and schizoaffective disorder. *Arch Gen Psychiatry.* 2006 Jun;63(6):622-9. PMID: 16754835. Exclusion Code: X9
127. Krakowski MI, Czobor P, Nolan KA. Atypical antipsychotics, neurocognitive deficits, and aggression in schizophrenic patients. *J Clin Psychopharmacol.* 2008 Oct;28(5):485-93. PMID: 18794642. Exclusion Code: X9
128. Kupas DF, Wydro GC. Patient restraint in emergency medical services systems. *Prehosp Emerg Care.* 2002 Jul-Sep;6(3):340-5. PMID: 12109581. Exclusion Code: X2
129. Lafeuille MH, Grittner AM, Fortier J, et al. Comparison of rehospitalization rates and associated costs among patients with schizophrenia receiving paliperidone palmitate or oral antipsychotics. *Am J Health Syst Pharm.* 2015 Mar 1;72(5):378-89. PMID: 25694413. Exclusion Code: X7
130. Lafferty S, Davidson R. Putting the person first: The tidal model aims to provide acute inpatient nurses with a framework to guide person-centred care. *Ment Health Today.* 2006 Mar;31-3. PMID: 16548283. Exclusion Code: X12

131. Lamberti JS, Cummings S. Hands-on restraints in the treatment of multiple personality disorder. *Hosp Community Psychiatry*. 1992 Mar;43(3):283-4. PMID: 1555828. Exclusion Code: X2
132. Langenbach M. Assaults on staff. *Psychiatr Serv*. 1998 Jul;49(7):970-1. PMID: 9661239. Exclusion Code: X2
133. Lanza ML, Anderson J, Boisvert CM, et al. Assaultive behavior intervention in the Veterans Administration: psychodynamic group psychotherapy compared to cognitive behavior therapy. *Perspect Psychiatr Care*. 2002 Jul-Sep;38(3):89-97. PMID: 12385079. Exclusion Code: X9
134. LeBel J. First randomised controlled-trial research on seclusion and restraint reduction achieves intent. *Evid Based Ment Health*. 2014 May;17(2):40-1. PMID: 24648332. Exclusion Code: X2
135. Lee HK, Reddy TB, Travin S, et al. A trial of lithium citrate for the management of acute agitation of psychiatric inpatients: a pilot study. *J Clin Psychopharmacol*. 1992 Oct;12(5):361-2. PMID: 1479057. Exclusion Code: X3
136. Lee S, Gray R, Gournay K. Comparing the outcomes of the application of C&R (general service) and SCIP in the management of disturbed behaviour in mental health care. *J Ment Health*. 2012 Jun;21(3):307-17. PMID: 22574957. Exclusion Code: X9
137. Lee SJ, Cox A, Whitecross F, et al. Sensory assessment and therapy to help reduce seclusion use with service users needing psychiatric intensive care. *Journal of Psychiatric Intensive Care*. 2010;6(02):83-90. Exclusion Code: X12
138. LePage JP, DelBen K, Pollard S, et al. Reducing assaults on an acute psychiatric unit using a token economy: A 2-year follow-up. *Behavioral Interventions*. 2003 Jul;18(3):179-90. PMID: WOS:000184212200002. Exclusion Code: X9
139. Lever JA, Molloy DW, Eagle DJ, et al. Use of physical restraints and their relationship to medication use in patients in four different institutional settings. *Humane Med*. 1994 Jan;10(1):17-27. PMID: 11659751. Exclusion Code: X5
140. Levin-Epstein M. The one-hour rule controversy. *Behav Healthc*. 2007 May;27(5):38-9. PMID: 17958246. Exclusion Code: X2
141. Lewis C, Sierzega G, Haines D. The creation of a behavioral health unit as part of the emergency department: one community hospital's two-year experience. *J Emerg Nurs*. 2005 Dec;31(6):548-54. PMID: 16308042. Exclusion Code: X7
142. Lewis M, Taylor K, Parks J. Crisis prevention management: a program to reduce the use of seclusion and restraint in an inpatient mental health setting. *Issues Ment Health Nurs*. 2009 Mar;30(3):159-64. PMID: 19291492. Exclusion Code: X9
143. Li C, Zhu S, Wang H, et al. Safety and efficacy of clonazepam, haloperidol and haloperidol combined with clonazepam in the treatment of schizophrenia with excitement and agitation. *Shanghai Archives of Psychiatry*. 2007;19(3):150-2. Exclusion Code: X1
144. Liberman RP. Elimination of seclusion and restraint: a reasonable goal? *Psychiatr Serv*. 2006 Apr;57(4):576; author reply -8. PMID: 16603760. Exclusion Code: X2
145. Lim HK, Kim JJ, Pae CU, et al. Comparison of risperidone orodispersible tablet and intramuscular haloperidol in the treatment of acute psychotic agitation: a randomized open, prospective study. *Neuropsychobiology*. 2010;62(2):81-6. PMID: 20523078. Exclusion Code: X7
146. Loucks J, Rutledge DN, Hatch B, et al. Rapid response team for behavioral emergencies. *J Am Psychiatr Nurses Assoc*. 2010 Mar;16(2):93-100. PMID: 21659266. Exclusion Code: X2
147. MacDonald K, Wilson M, Minassian A, et al. A naturalistic study of intramuscular haloperidol versus intramuscular olanzapine for the management of acute agitation. *J Clin Psychopharmacol*. 2012 Jun;32(3):317-22. PMID: 22544013. Exclusion Code: X7
148. MacDonald K, Wilson MP, Minassian A, et al. A retrospective analysis of intramuscular haloperidol and intramuscular olanzapine in the treatment of agitation in drug- and alcohol-using patients. *Gen Hosp Psychiatry*. 2010 Jul-Aug;32(4):443-5. PMID: 20633750. Exclusion Code: X7

149. Madan A, Borckardt JJ, Grubaugh AL, et al. Efforts to reduce seclusion and restraint use in a state psychiatric hospital: a ten-year perspective. *Psychiatr Serv.* 2014 Oct;65(10):1273-6. PMID: 25022602. Exclusion Code: X4
150. Maier GJ, Van Rybroek GJ, Mays DV. A report on staff injuries and ambulatory restraints: dealing with patient aggression. *J Psychosoc Nurs Ment Health Serv.* 1994 Nov;32(11):23-9. PMID: 7884688. Exclusion Code: X9
151. Mallya AR, Roos PD, Roebuck-Colgan K. Restraint, seclusion, and clozapine. *J Clin Psychiatry.* 1992 Nov;53(11):395-7. PMID: 1459970. Exclusion Code: X9
152. Martel M, Sterzinger A, Miner J, et al. Management of acute undifferentiated agitation in the emergency department: a randomized double-blind trial of droperidol, ziprasidone, and midazolam. *Acad Emerg Med.* 2005 Dec;12(12):1167-72. PMID: 16282517. Exclusion Code: X7
153. Martin KH. Improving staff safety through an aggression management program. *Arch Psychiatr Nurs.* 1995 Aug;9(4):211-5. PMID: 7668888. Exclusion Code: X9
154. Mattes JA. Oxcarbazepine in patients with impulsive aggression: a double-blind, placebo-controlled trial. *J Clin Psychopharmacol.* 2005 Dec;25(6):575-9. PMID: 16282841. Exclusion Code: X9
155. Mayor S. Restraint should be last resort for violent behaviour. *BMJ.* 2005 Feb 26;330(7489):438. PMID: 15731134. Exclusion Code: X2
156. McCue RE, Urcuyo L, Lilu Y, et al. Reducing restraint use in a public psychiatric inpatient service. *J Behav Health Serv Res.* 2004 Apr-Jun;31(2):217-24. PMID: 15255229. Exclusion Code: X9
157. McLoughlin KA, Geller JL. The recovery model and seclusion and restraint. *Psychiatr Serv.* 2006 Jul;57(7):1045. PMID: 16816295. Exclusion Code: X2
158. McMahan M, Fisher L. Achieve ED restraint reduction. *Nurs Manage.* 2003 Jan;34(1):35-8. PMID: 12544581. Exclusion Code: X2
159. Meehan T, Fjeldsoe K, Stedman T, et al. Reducing aggressive behaviour and staff injuries: a multi-strategy approach. *Aust Health Rev.* 2006 May;30(2):203-10. PMID: 16646769. Exclusion Code: X4
160. Melle I, Friis S, Hauff E, et al. The importance of ward atmosphere in inpatient treatment of schizophrenia on short-term units. *Psychiatr Serv.* 1996 Jul;47(7):721-6. PMID: 8807685. Exclusion Code: X12
161. Minarik PA. Alternatives to physical restraints in acute care. *Clin Nurse Spec.* 1994 May;8(3):136, 62. PMID: 7874640. Exclusion Code: X3
162. Mistral W, Hall A, McKee P. Using therapeutic community principles to improve the functioning of a high care psychiatric ward in the UK. *Int J Ment Health Nurs.* 2002 Mar;11(1):10-7. PMID: 12400102. Exclusion Code: X9
163. Modestin J, Dal Pian D, Agarwalla P. Clozapine diminishes suicidal behavior: a retrospective evaluation of clinical records. *J Clin Psychiatry.* 2005 Apr;66(4):534-8. PMID: 15816798. Exclusion Code: X12
164. Möhler R, Richter T, Köpke S, et al. Interventions for preventing and reducing the use of physical restraints in long-term geriatric care. *Cochrane Database of Syst Rev.* 2011 Feb 16(2):CD007546. PMID: 21328295 Exclusion Code: X9
165. Morales E, Duphorne PL. Least restrictive measures: alternatives to four-point restraints and seclusion. *J Psychosoc Nurs Ment Health Serv.* 1995 Oct;33(10):13-6. PMID: 8847668. Exclusion Code: X12
166. Morrison EF. An evaluation of four programs for the management of aggression in psychiatric settings. *Arch Psychiatr Nurs.* 2003 Aug;17(4):146-55. PMID: 14508770. Exclusion Code: X3
167. Morrison P, Lehane M. Staffing levels and seclusion use. *J Adv Nurs.* 1995 Dec;22(6):1193-202. PMID: 8675875. Exclusion Code: X5
168. Mortimer AM. Reducing violence on a secure ward. *The Psychiatrist.* 1995;19(10):605-8. Exclusion Code: X12

169. Muralidharan S, Fenton M. Containment strategies for people with serious mental illness. *Cochrane Database Syst Rev*. 2006(3):CD002084. PMID: 16855984. Exclusion Code: X5
170. Murphy S, Irving CB, Adams CE, et al. Crisis intervention for people with severe mental illnesses. *Schizophr Bull*. 2012 Jun;38(4):676-7. PMID: 22837350. Exclusion Code: X9
171. Nadler-Moodie M. Restraint debate. *J Psychosoc Nurs Ment Health Serv*. 2009 Jun;47(6):15; author reply -6. PMID: 19585797. Exclusion Code: X2
172. National Alliance on Mental Illness. Policy Topics: What are restraints and seclusion? http://www.nami.org/Template.cfm?Section=issue_spotlights&template=/ContentManagement/ContentDisplay.cfm&ContentID=7803. Accessed on 14 January 2015. Exclusion Code: X2
173. National Association of State Mental Health Program Directors. Reducing the Use of Seclusion and Restraint: Findings, Strategies, and Recommendations. Alexandria, VA: 1999. Exclusion Code: X2
174. National Association of State Mental Health Program Directors. Reducing the Use of Seclusion and Restraint PART II: Findings, Principles, and Recommendations for Special Needs Populations. Alexandria, VA: 2001. Exclusion Code: X2
175. Needham I, Abderhalden C, Halfens RJ, et al. The effect of a training course in aggression management on mental health nurses' perceptions of aggression: a cluster randomised controlled trial. *Int J Nurs Stud*. 2005 Aug;42(6):649-55. PMID: 15982464. Exclusion Code: X7
176. Needham I, Abderhalden C, Meer R, et al. The effectiveness of two interventions in the management of patient violence in acute mental inpatient settings: report on a pilot study. *J Psychiatr Ment Health Nurs*. 2004 Oct;11(5):595-601. PMID: 15450028. Exclusion Code: X4
177. Nelstrop L, Chandler-Oatts J, Bingley W, et al. A systematic review of the safety and effectiveness of restraint and seclusion as interventions for the short-term management of violence in adult psychiatric inpatient settings and emergency departments. *Worldviews Evid Based Nurs*. 2006;3(1):8-18. PMID: 17040518. Exclusion Code: X3
178. New AS, Buchsbaum MS, Hazlett EA, et al. Fluoxetine increases relative metabolic rate in prefrontal cortex in impulsive aggression. *Psychopharmacology (Berl)*. 2004 Nov;176(3-4):451-8. PMID: 15160265. Exclusion Code: X12
179. Nijman HL, Merckelbach HL, Allertz WF, et al. Prevention of aggressive incidents on a closed psychiatric ward. *Psychiatr Serv*. 1997 May;48(5):694-8. PMID: 9144826. Exclusion Code: X9
180. Nobay F, Simon BC, Levitt MA, et al. A prospective, double-blind, randomized trial of midazolam versus haloperidol versus lorazepam in the chemical restraint of violent and severely agitated patients. *Acad Emerg Med*. 2004 Jul;11(7):744-9. PMID: 15231461. Exclusion Code: X7
181. Nolan KA, Citrome L. Reducing inpatient aggression: does paying attention pay off? *Psychiatr Q*. 2008 Jun;79(2):91-5. PMID: 17952595. Exclusion Code: X9
182. Owen C, Tarantello C, Jones M, et al. Violence and aggression in psychiatric units. *Psychiatr Serv*. 1998 Nov;49(11):1452-7. PMID: 9826247. Exclusion Code: X5
183. Palmstierna T, Wistedt B. Changes in the pattern of aggressive behaviour among inpatients with changed ward organization. *Acta Psychiatr Scand*. 1995 Jan;91(1):32-5. PMID: 7754783. Exclusion Code: X5
184. Park JS, Lee K. Modification of severe violent and aggressive behavior among psychiatric inpatients through the use of a short-term token economy. *J Korean Acad Nurs*. 2012 Dec;42(7):1062-9. PMID: 23377602. Exclusion Code: X12
185. Pascual JC, Oller S, Soler J, et al. Ziprasidone in the acute treatment of borderline personality disorder in psychiatric emergency services. *J Clin Psychiatry*. 2004 Sep;65(9):1281-2. PMID: 15367057. Exclusion Code: X7

186. Patel K, Khalid F, Cree A, et al. P.3.14 Specific antipsychotic medications—a treatment for aggressive behaviour in schizophrenia? *Eur Neuropsychopharmacol*. 2008 3//;18, Supplement 1:s73-s4. Exclusion Code: X9
187. Paterson B, Turnbull J, Aitken I. An evaluation of a training course in the short-term management of violence. *Nurse Educ Today*. 1992 Oct;12(5):368-75. PMID: 1448026. Exclusion Code: X7
188. Peek-Asa C, Cubbin L, Hubbell K. Violent events and security programs in California Emergency Departments before and after the 1993 Hospital Security Act. *J Emerg Nurs*. 2002 Oct;28(5):420-6. PMID: 12386623. Exclusion Code: X4
189. Phillips D, Rudestam KE. Effect of nonviolent self-defense training on male psychiatric staff members' aggression and fear. *Psychiatr Serv*. 1995 Feb;46(2):164-8. PMID: 7712254. Exclusion Code: X4
190. Powney MJ, Adams CE, Jones H. Haloperidol for psychosis-induced aggression or agitation (rapid tranquillisation). *Cochrane Database Syst Rev*. 2012;11:CD009377. PMID: 23152276. Exclusion Code: X2
191. Prescott DL, Madden LM, Dennis M, et al. Reducing mechanical restraints in acute psychiatric care settings using rapid response teams. *J Behav Health Serv Res*. 2007 Jan;34(1):96-105. PMID: 17103042. Exclusion Code: X4
192. Preval H, Klotz SG, Southard R, et al. Rapid-acting IM ziprasidone in a psychiatric emergency service: A naturalistic study. *Gen Hosp Psychiatry*. 2005;27(2):140-4. Exclusion Code: X4
193. Putkonen A, Kuivalainen S, Louheranta O, et al. Cluster-randomized controlled trial of reducing seclusion and restraint in secured care of men with schizophrenia. *Psychiatr Serv*. 2013 Sep 1;64(9):850-5. PMID: 23771480. Exclusion Code: X9
194. Rabinowitz J, Avnon M, Rosenberg V. Effect of clozapine on physical and verbal aggression. *Schizophr Res*. 1996 Dec 15;22(3):249-55. PMID: 9000322. Exclusion Code: X12
195. Raja M, Azzoni A. Second-generation antipsychotics in the emergency care setting. A prospective naturalistic study. *Gen Hosp Psychiatry*. 2000 Mar-Apr;22(2):107-14. PMID: 10822097. Exclusion Code: X11
196. Rangecroft ME, Tyrer SP, Berney TP. The use of seclusion and emergency medication in a hospital for people with learning disability. *Br J Psychiatry*. 1997 Mar;170:273-7. PMID: 9229036. Exclusion Code: X12
197. Ratey JJ, Sorgi P, O'Driscoll GA, et al. Nadolol to treat aggression and psychiatric symptomatology in chronic psychiatric inpatients: a double-blind, placebo-controlled study. *J Clin Psychiatry*. 1992 Feb;53(2):41-6. PMID: 1347291. Exclusion Code: X3
198. Reynolds JR. The PACT model. *Hosp Community Psychiatry*. 1994 Mar;45(3):281-2. PMID: 8188207. Exclusion Code: X2
199. Rice ME. Controlling violence in adult psychiatric settings. *Research Reports of the Penetanguishene (Ontario) Mental Health Centre*. 1991;8(3):1-31. Exclusion Code: X13
200. Rieth KA, Bennett CC. Restraint-free care. Part 1: Legal and regulatory mandates. Part 2: Creating a restraint-free environment. *Nurs Manage*. 1998 May;29(5):36-9; quiz 40. PMID: 9807412. Exclusion Code: X4
201. Sailas E, Wahlbeck K. Restraint and seclusion in psychiatric inpatient wards. *Curr Opin Psychiatry*. 2005 Sep;18(5):555-9. PMID: 16639118. Exclusion Code: X2
202. Salzman C, Solomon D, Miyawaki E, et al. Parenteral lorazepam versus parenteral haloperidol for the control of psychotic disruptive behavior. *J Clin Psychiatry*. 1991 Apr;52(4):177-80. PMID: 1673123. Exclusion Code: X12
203. Sanders K. The Effects of an Action Plan, Staff Training, Management Support and Monitoring on Restraint Use and Costs of Work-Related Injuries. *Journal of Applied Research in Intellectual Disabilities*. 2009;22(2):216-20. Exclusion Code: X4

204. Scanlan JN. Interventions to reduce the use of seclusion and restraint in inpatient psychiatric settings: what we know so far a review of the literature. *Int J Soc Psychiatry*. 2010 Jul;56(4):412-23. PMID: 19617275. Exclusion Code: X2
205. Schott-Baer D, Lusic S, Beaugregard K. Use of restraints; changes in nurses' attitudes. *J Gerontol Nurs*. 1995 Feb;21(2):39-44. PMID: 7884166. Exclusion Code: X7
206. Sclafani MJ, Humphrey FJ, 2nd, Repko S, et al. Reducing patient restraints: a pilot approach using clinical case review. *Perspect Psychiatr Care*. 2008 Jan;44(1):32-9. PMID: 18177276. Exclusion Code: X9
207. Scott JG, Dean A. Tailoring seclusion policies to the patient group. *Br J Psychiatry*. 2008 Mar;192(3):232; author reply PMID: 18310587. Exclusion Code: X2
208. Sedran RJ, Brubacher JR. The use and abuse of restraints. *CMAJ*. 1998 Nov 17;159(10):1239-40. PMID: 9882150. Exclusion Code: X2
209. Shafti SS, Shahveisi B. Olanzapine versus haloperidol in the management of borderline personality disorder: a randomized double-blind trial. *J Clin Psychopharmacol*. 2010 Feb;30(1):44-7. PMID: 20075647. Exclusion Code: X7
210. Sharfstein SS. Commentary: reducing restraint and seclusion: a view from the trenches. *Psychiatr Serv*. 2008 Feb;59(2):197. PMID: 18245164. Exclusion Code: X2
211. Sheline Y, Beattie M. Effects of the right to refuse medication in an emergency psychiatric service. *Hosp Community Psychiatry*. 1992 Jun;43(6):640-2. PMID: 1351029. Exclusion Code: X7
212. Silver JM, Yudofsky SC, Slater JA, et al. Propranolol treatment of chronically hospitalized aggressive patients. *J Neuropsychiatry Clin Neurosci*. 1999 Summer;11(3):328-35. PMID: 10440008. Exclusion Code: X3
213. Sivak K. Implementation of comfort rooms to reduce seclusion, restraint use, and acting-out behaviors. *J Psychosoc Nurs Ment Health Serv*. 2012 Feb;50(2):24-34. PMID: 22439145. Exclusion Code: X9
214. Sjostrom N, Eder DN, Malm U, et al. Violence and its prediction at a psychiatric hospital. *Eur Psychiatry*. 2001 Dec;16(8):459-65. PMID: 11777736. Exclusion Code: X9
215. Smith GM, Ashbridge DM, Davis RH, et al. Correlation between reduction of seclusion and restraint and assaults by patients in Pennsylvania's state hospitals. *Psychiatr Serv*. 2015 Mar 1;66(3):303-9. PMID: 25727119. Exclusion Code: X9
216. Smith GM, Davis RH, Bixler EO, et al. Pennsylvania State Hospital system's seclusion and restraint reduction program. *Psychiatr Serv*. 2005 Sep;56(9):1115-22. PMID: 16148327. Exclusion Code: X9
217. Smith NH, Timms J, Parker VG, et al. The impact of education on the use of physical restraints in the acute care setting. *J Contin Educ Nurs*. 2003 Jan-Feb;34(1):26-33; quiz 46-7. PMID: 12546131. Exclusion Code: X4
218. Smith S, Jones J. Use of a sensory room on an intensive care unit. *J Psychosoc Nurs Ment Health Serv*. 2014 May;52(5):22-30. PMID: 24305908. Exclusion Code: X12
219. Stanley KM, Amabile CM, Simpson KN, et al. Impact of an alcohol withdrawal syndrome practice guideline on surgical patient outcomes. *Pharmacotherapy*. 2003 Jul;23(7):843-54. PMID: 12885097. Exclusion Code: X4
220. Stanley KM, Worrall CL, Lunsford SL, et al. Experience with an adult alcohol withdrawal syndrome practice guideline in internal medicine patients. *Pharmacotherapy*. 2005 Aug;25(8):1073-83. PMID: 16207098. Exclusion Code: X4
221. Steinert T, Eisele F, Goeser U, et al. Successful interventions on an organisational level to reduce violence and coercive interventions in in-patients with adjustment disorders and personality disorders. *Clin Pract Epidemiol Ment Health*. 2008;4:27. PMID: 19014698. Exclusion Code: X9
222. Stevenson C, Barker P, Fletcher E. Judgement days: developing an evaluation for an innovative nursing model. *J Psychiatr Ment Health Nurs*. 2002 Jun;9(3):271-6. PMID: 12060370. Exclusion Code: X9

223. Strumpf NE, Evans LK, Wagner J, et al. Reducing physical restraints: developing an educational program. *J Gerontol Nurs*. 1992 Nov;18(11):21-7. PMID: 1430893. Exclusion Code: X9
224. Stubbs B, Yorston G, Knight C. Physical intervention to manage aggression in older adults: how often is it employed? *Int Psychogeriatr*. 2008 Aug;20(4):855-7. PMID: 18366826. Exclusion Code: X3
225. Subramaney U, Brook S, Berk M. A prospective randomised double blind controlled study of the efficacy of Lorazepam versus Clothiapine in the control of acutely behaviourally disturbed patients. *S Afr Med J*. 1998;88(3):307-10. Exclusion Code: X10
226. Substance Abuse and Mental Health Services Administration. Roadmap to Seclusion and Restraint Free Mental Health Services (CD). Washington, DC: U.S. Department of Health and Human Services, Substance Abuse and Mental Health Services Administration; 2006. <http://store.samhsa.gov/product/Roadmap-to-Seclusion-and-Restraint-Free-Mental-Health-Services-CD-/SMA06-4055>. Accessed on 19 January 2015. Exclusion Code: X3
227. Substance Abuse and Mental Health Services Administration. Alternatives to Seclusion and Restraint in Behavioral Health Care. Washington, DC: U.S. Department of Health and Human Services, Substance Abuse and Mental Health Services Administration; 2011. http://www.integration.samhsa.gov/clinical-practice/promoting_alternatives_to_seclusion_and_restraint.pdf. Accessed on 19 January 2015. Exclusion Code: X3
228. Sullivan AM, Bezmen J, Barron CT, et al. Reducing restraints: alternatives to restraints on an inpatient psychiatric service--utilizing safe and effective methods to evaluate and treat the violent patient. *Psychiatr Q*. 2005 Spring;76(1):51-65. PMID: 15757236. Exclusion Code: X9
229. Sullivan D, Wallis M, Lloyd C. Effects of patient-focused care on seclusion in a psychiatric intensive care unit. *International Journal of Therapy and Rehabilitation*. 2004;11(11):503-8. Exclusion Code: X12
230. Swanson JW, Swartz MS, Van Dorn RA, et al. Comparison of antipsychotic medication effects on reducing violence in people with schizophrenia. *Br J Psychiatry*. 2008 Jul;193(1):37-43. PMID: 18700216. Exclusion Code: X4
231. Taxis JC. Ethics and praxis: alternative strategies to physical restraint and seclusion in a psychiatric setting. *Issues Ment Health Nurs*. 2002 Mar;23(2):157-70. PMID: 11901660. Exclusion Code: X9
232. Tebaldi C. Understanding involuntary hospitalization and use of seclusion and restraint. *Nurse Pract*. 2012 Jun 10;37(6):13-6. PMID: 22635259. Exclusion Code: X2
233. Thomas B, Jones M, Johns P, et al. P.r.n. medication use in a psychiatric high-dependency unit following the introduction of a nurse-led activity programme. *Int J Ment Health Nurs*. 2006 Dec;15(4):266-71. PMID: 17064323. Exclusion Code: X7
234. Thomas H, Jr., Schwartz E, Petrilli R. Droperidol versus haloperidol for chemical restraint of agitated and combative patients. *Ann Emerg Med*. 1992 Apr;21(4):407-13. PMID: 1554179. Exclusion Code: X7
235. Tunde-Ayinmode M, Little J. Use of seclusion in a psychiatric acute inpatient unit. *Australas Psychiatry*. 2004 Dec;12(4):347-51. Exclusion Code: X5
236. van der Schaaf PS, Dusseldorp E, Keuning FM, et al. Impact of the physical environment of psychiatric wards on the use of seclusion. *Br J Psychiatry*. 2013 Feb;202:142-9. PMID: 23307922. Exclusion Code: X3
237. Visalli H, McNasser G. Striving toward a best practice model for a restraint-free environment. *J Nurs Care Qual*. 1997 Aug;11(6):1-4. PMID: 9267114. Exclusion Code: X7
238. Visalli H, McNasser G. Reducing seclusion and restraint: meeting the organizational challenge. *J Nurs Care Qual*. 2000 Jul;14(4):35-44. PMID: 10881448. Exclusion Code: X2
239. Visalli H, McNasser G, Johnstone L, et al. Reducing high-risk interventions for managing aggression in psychiatric settings. *J Nurs Care Qual*. 1997 Feb;11(3):54-61. PMID: 9029854. Exclusion Code: X2

240. Volavka J, Crowner M, Brizer D, et al. Tryptophan treatment of aggressive psychiatric inpatients. *Biol Psychiatry*. 1990 Oct 15;28(8):728-32. PMID: 1978689. Exclusion Code: X3
241. Volavka J, Czobor P, Citrome L, et al. Effectiveness of antipsychotic drugs against hostility in patients with schizophrenia in the Clinical Antipsychotic Trials of Intervention Effectiveness (CATIE) study. *CNS Spectrums*. 19(5):374-81. PMID: 24284234. Exclusion Code: X7
242. Volavka J, Czobor P, Nolan K, et al. Overt aggression and psychotic symptoms in patients with schizophrenia treated with clozapine, olanzapine, risperidone, or haloperidol. *J Clin Psychopharmacol*. 2004 Apr;24(2):225-8. PMID: 15206671. Exclusion Code: X9
243. Volavka J, Zito JM, Vitrai J, et al. Clozapine effects on hostility and aggression in schizophrenia. *J Clin Psychopharmacol*. 1993 Aug;13(4):287-9. PMID: 8376618. Exclusion Code: X9
244. Vruwink FJ, Mulder CL, Noorthoorn EO, et al. The effects of a nationwide program to reduce seclusion in the Netherlands. *BMC Psychiatry*. 2012;12:231. PMID: 23249413. Exclusion Code: X5
245. Wale JB, Belkin GS, Moon R. Reducing the use of seclusion and restraint in psychiatric emergency and adult inpatient services-improving patient-centered care. *Perm J*. 2011 Spring;15(2):57-62. PMID: 21841927. Exclusion Code: X3
246. Walsh E, Leese M, Byford S, et al. B229. Do violent patients benefit from intensive case management? *Schizophr Res*. 2002;53:234. Exclusion Code: X9
247. Walters H, Kay R. Developing a compassionate control strategy. *Aust Nurs J*. 2004 Oct 2004
2013-09-06;12(4):21-3. PMID: 236591396. Exclusion Code: X9
248. Wang H, Guo X, Shen T. Safety and efficacy of quetiapine and haloperidol in the treatment of schizophrenia with excitement and agitation. *Shanghai Archives of Psychiatry*. 2005;17(5):271-4. Exclusion Code: X1
249. Wanich CK, Sullivan-Marx EM, Gottlieb GL, et al. Functional status outcomes of a nursing intervention in hospitalized elderly. *Image J Nurs Sch*. 1992 Fall;24(3):201-7. PMID: 1521848. Exclusion Code: X4
250. Weintraub D, Spurlock M. Change in the rate of restraint use and falls on a psychogeriatric inpatient unit: impact of the health care financing administration's new restraint and seclusion standards for hospitals. *J Geriatr Psychiatry Neurol*. 2002 Summer;15(2):91-4. PMID: 12083599. Exclusion Code: X4
251. Weng YZ, Xiang YQ, Liberman RP. Psychiatric rehabilitation in a Chinese psychiatric hospital. *Psychiatr Serv*. 2005 Apr;56(4):401-3. PMID: 15812086. Exclusion Code: X7
252. Werner P, Cohen-Mansfield J, Koroknay V, et al. Reducing restraints. Impact on staff attitudes. *J Gerontol Nurs*. 1994 Dec;20(12):19-24. PMID: 7852708. Exclusion Code: X9
253. West LJ. The effect of an intervention on the risk of eruptive violence in the emergency department. New Haven, CO: Southern Connecticut State University; 2003. Exclusion Code: X4
254. Whitecross F, Seear A, Lee S. Measuring the impacts of seclusion on psychiatry inpatients and the effectiveness of a pilot single-session post-seclusion counselling intervention. *Int J Ment Health Nurs*. 2013 Dec;22(6):512-21. PMID: 23682907. Exclusion Code: X3
255. Whitman GR, Kim Y, Davidson LJ, et al. The impact of staffing on patient outcomes across specialty units. *J Nurs Adm*. 2002 Dec;32(12):633-9. PMID: 12483084. Exclusion Code: X5
256. Wieman DA, Camacho-Gonsalves T, Huckshorn KA, et al. Multisite study of an evidence-based practice to reduce seclusion and restraint in psychiatric inpatient facilities. *Psychiatr Serv*. 2014 Mar 1;65(3):345-51. PMID: 24292685. Exclusion Code: X4

257. Wilkinson CLRNMSNMPA. An evaluation of an educational program on the management of assaultive behaviors. *J Gerontol Nurs.* 1999 Apr 1999;25(4):6-11. PMID: 204143830; 10426029. Exclusion Code: X4
258. Wilson MP, MacDonald K, Vilke GM, et al. A comparison of the safety of olanzapine and haloperidol in combination with benzodiazepines in emergency department patients with acute agitation. *J Emerg Med.* 2012 Nov;43(5):790-7. PMID: 21601409. Exclusion Code: X12
259. Wilson MP, Pepper D, Currier GW, et al. The psychopharmacology of agitation: consensus statement of the American Association for Emergency Psychiatry Project Beta psychopharmacology workgroup. *West J Emerg Med.* 2012 Feb;13(1):26-34. PMID: 22461918. Exclusion Code: X2
260. Winston PA, Morelli P, Bramble J, et al. Improving patient care through implementation of nurse-driven restraint protocols. *J Nurs Care Qual.* 1999 Aug;13(6):32-46. PMID: 10476623. Exclusion Code: X3
261. Wolfaardt T, AUT University. Faculty of Health and Environmental Sciences. An evaluation of the efficacy of the six core strategies intervention to reduce seclusion and restraint episodes in an acute mental health unit : a dissertation submitted to Auckland University of Technology in the partial fulfilment of the requirements for the degree of Bachelor of Health Science (Honours) in Psychology, 2013. 2013. p. 1 online resource. Exclusion Code: X9
262. Woo BK, Chan VT, Ghobrial N, et al. Comparison of two models for delivery of services in psychiatric emergencies. *Gen Hosp Psychiatry.* 2007 Nov-Dec;29(6):489-91. PMID: 18022041. Exclusion Code: X5
263. Wyant M, Diamond BI, O'Neal E, et al. The use of midazolam in acutely agitated psychiatric patients. *Psychopharmacol Bull.* 1990;26(1):126-9. PMID: 2371367. Exclusion Code: X7
264. Wystanski M. Assaultive behaviour in psychiatrically hospitalized elderly: a response to psychosocial stimulation and changes in pharmacotherapy. *Int J Geriatr Psychiatry.* 2000 Jul;15(7):582-5. PMID: 10918337. Exclusion Code: X3
265. Yildiz A, Sachs GS, Turgay A. Pharmacological management of agitation in emergency settings. *Emerg Med J.* 2003 Jul;20(4):339-46. PMID: 12835344. Exclusion Code: X7
266. Zook R. Developing a crisis response team. *J Nurses Staff Dev.* 2001 May-Jun;17(3):125-30. PMID: 11998671. Exclusion Code: X4

Appendix C. Risk of Bias Ratings

We provide our detailed risk of bias (ROB) ratings and the questions used to assign ratings below. ROB rating information for randomized controlled trials is presented in Tables C1 through C4, while ROB rating information for our observational and nonrandomized controlled trials is shown in Tables C5 through C7.

Table C1. Risk of bias assessments for RCTs, part 1

Author, Year Trial Name (if applicable)	Type of Randomization	Eligibility criteria clearly described?	Method of randomization method appropriate?	Allocation concealment adequate?	Patients blind to treatment assignment	Outcome assessors blind to txmt assignment?	Care providers blind to txmt assignment?	Any variation from study protocol?	Groups recruited over same time period?
Abderhalden et al., 2008 ¹	Cluster	Yes	Yes	Yes	Unclear	No	No	No	Yes
Bieniek et al., 1998 ²	Parallel	Yes	Yes	Yes	Yes	Yes	Yes	NR	Yes
Dorevitch et al., 2008 ³	Parallel	Yes	No	Unclear	Yes	Yes	Unclear	No	Yes
Georgieva et al., 2013 ⁴	Parallel	Yes	Unclear	Unclear	Unclear	Yes	No	No	Yes
Isbister et al., 2010 ⁵	Parallel	Yes	Yes	Yes	Yes	Yes	Yes	No	Yes
Richards et al., 1998 ⁶	Parallel	Yes	Unclear	Yes	NR	No	No	NR	Unclear
Smoot et al., 1997 ⁷	Cluster	Partially (criteria for unit selection NR)	No	NA	NA	NA	No	NR	Yes
van de Sande et al., 2011 ⁸	Cluster	Yes	Yes	Yes	Unclear	No	No	No	Yes

NA = not applicable; NR = not reported; txmt = treatment

Table C2. Risk of bias assessments for RCTs, part 2

Author, Year	Baseline chx similar? If not similar, did design or analyses account for this?	Interventions adequately described?	Intervention fidelity adequate?	Cross-overs or contamination raising concern for bias?	KQ 1 Primary Outcomes: Valid and reliable measures consistently used for all participants?	KQ 1 Secondary Outcomes: Valid and reliable measures consistently used for all participants?	KQ 1: Benefits outcome data clearly reported without discrepancies?
Abderhalden et al., 2008 ¹	No, and design/analyses did not account for differences	Yes	No	Unclear	Yes	Yes	Yes
Bieniek et al., 1998 ²	Yes, similar characteristics	Yes	Yes	No	Yes	No (non-validated VAS)	Yes
Dorevitch et al., 2008 ³	Unclear	Yes	Yes	No	Yes	NA	Yes
Georgieva et al., 2013 ⁴	Yes, similar characteristics	Yes	Unclear	Unclear	Yes	Yes	Yes
Isbister et al., 2010 ⁵	No, and design/analyses did not account for differences	Yes	Unclear	No	Yes	Yes	Yes
Richards et al., 1998 ⁶	Yes, similar characteristics	Yes	NR	No	Unclear (consistent use)	NA	Yes
Smoot et al., 1997 ⁷	Partially (demographic and clinical chx unaccounted for), and No (baseline levels of assaults on staff)	Yes	No	No	Yes	Yes	Yes
van de Sande et al., 2011 ⁸	No, but design/analyses accounted for differences	Yes	Unclear	Yes	Yes	Yes	Yes

chx = characteristics; KQ = Key Question; NA = not applicable; NR = not reported; VAS = visual analogue scale.

Table C3. Risk of bias assessments for RCTs, part 3

Author, Year	KQ 2 Harms: Valid and reliable measures consistently used for all participants?	KQ 2: Harms outcome data clearly reported without discrepancies?	Important outcomes pre-specified? If yes, reported?	Overall attrition?	Differential attrition?	Differential ($\geq 15\%$) or overall high attrition (generally $\geq 20\%$) raising concern for bias?
Abderhalden et al., 2008 ¹	NA	NA	Yes	0%	0%	No
Bieniek et al., 1998 ²	NA	NA	Yes	0%	0%	No
Dorevitch et al., 2008 ³	NA	NA	Yes	0%	0%	No
Georgieva et al., 2013 ⁴	NA	NA	Yes	0%	0%	No
Isbister et al., 2010 ⁵	Yes	Yes	Yes	13%	11.3% (droperidol vs. droperidol plus midazolam); 6.9% (droperidol vs. midazolam); 4.4% (droperidol vs. midazolam)	No
Richards et al., 1998 ⁶	Partially (vital signs not consistently measured)	Yes	Partially (adverse events not related to vital signs)	8.2% (missing or incomplete data)	1.8% (missing or incomplete data)	No
Smoot et al., 1997 ⁷	Yes	Yes	Yes	9.7% (pre- and post-testing); 46% of experimental group did not complete training	3.3% (pre- and post-testing)	Yes
van de Sande et al., 2011 ⁸	NA	NA	Yes	0%	0%	No

KQ = Key Question; NA = not applicable; vs. = versus

Table C4. Risk of bias assessments for RCTs, part 4

Author, Year	Appropriate statistical method for missing data?	If multicenter study, accounted for in analysis?	Potential confounders and modifying variables taken into account in design and/or analysis?	Other potential sources of bias?	ROB	Rationale for ROB Rating
Abderhalden et al., 2008 ¹	Unclear	NA	No	No	Medium	At baseline, rates of aggression were higher in intervention wards; unclear if interventions were implemented because of risk assessment. Because the unit of randomization was the hospital ward, raters were not blinded to treatment allocation across multiple psychiatric hospitals. There were fewer patients with schizophrenia in the preference group but all other characteristics were similar between groups. There was no reporting of attrition or intervention fidelity. Authors did not describe how wards from multiple hospitals were handled in analyses. No control for confounding.
Bieniek et al., 1998 ²	NA	NA	Yes	No	Low	No missing data, no attrition, and use of adequate randomization and blinding all strengths of the study. Small sample size (N=20) limited the study's statistical power to evaluate between-group differences, possibly explaining the nonsignificant group-by-time interaction for improvement in OAS scores, despite time to improvement clearly favoring haloperidol + lorazepam. Also unclear which timeframe was used for patient enrollment.
Dorevitch et al., 2008 ³	NA	NA	No	No	Medium	The study was very small (N=28). Unclear whether important sociodemographic variables differed between the two arms (no demographic or other clinical parameters were described); no control of potential confounders between two arms. The authors don't report on treatment fidelity or contamination, but it is unlikely to be a large concern given the study's small size. Authors don't provide info on attrition, but it seems unlikely to be a problem given the population and setting.

Table C4. Risk of bias assessments for RCTs, part 4 (continued)

Author, Year	Appropriate statistical method for missing data?	If multicenter study, accounted for in analysis?	Potential confounders and modifying variables taken into account in design and/or analysis?	Other potential sources of bias?	ROB	Rationale for ROB Rating
Georgieva et al., 2013 ⁴	NA	NA	No	No	High	The authors did not provide any details about randomization procedures, and clinicians on unit were not clearly blinded from patient assignments to the intervention arm. Data on the use of restrictive measures were extracted from the hospital database, but it is unclear who did the extracting and if s/he was blind to the randomization. Could not collect reliable data on the number of aggressive incidents in each arm. Authors didn't appear to take into account repeated measures, nor did they report results for only first admission, even though 21% of patients were repeat patients. Unclear whether confounders were controlled for; all presented results are unadjusted. Nearly three-quarters of the patients in Group 1 (first-choice involuntary medication) were also secluded, suggesting contamination.
Isbister et al., 2010 ⁵	Unclear	NA	Yes		Medium	There were potential confounding variables not addressed in the analysis (e.g., gender). The effect of additional sedation (when needed) in the ITT sample vs. the completers sample receiving only their randomized medication was not described. Unclear how the physical restraints required with medication administration affected outcomes of interest. Unclear how missing data were handled.
Richards et al., 1998 ⁶	No	NA	Partially (ethanol intoxication evaluated as confounder, but not physician seniority)	Yes	High	Potentially biased assessment of sedation (depending on primary clinician's experience), neither outcome assessors nor care providers blinded to treatment assessment, potential impact of uncontrolled intracorrelation within subjects across timepoints because of choice of statistical test, and small potential increase in ROB because missing data were excluded without ITT analysis or ensuring no impact from those data.

Table C4. Risk of bias assessments for RCTs, part 4 (continued)

Author, Year	Appropriate statistical method for missing data?	If multicenter study, accounted for in analysis?	Potential confounders and modifying variables taken into account in design and/or analysis?	Other potential sources of bias?	ROB	Rationale for ROB Rating
Smoot et al., 1997 ⁷	NR	NA	No	Yes	High	Small CRT involving only two units “randomized” and within the units, only 72 employees. No information about randomization besides use of coin flip. Eligibility criteria not described. Baseline similarity of staff demographics, or patient demographics or clinical characteristics also not described. Approximately 10% of staff refused pre- and post-testing; this probably did not affect the primary outcome of interest. However, almost half of the experimental group failed to complete the intervention training (46% overall, with 40% in day shift and 17% in evening shift), which could potentially be a source of bias. Differences in outcomes could have also varied by shift because of difference in noncompletion rates. No description of how missing data from pre- and post-testing were addressed, nor the extent to which pre- and post-testing non-completers in the experimental group completed the training.
van de Sande et al., 2011 ⁸	Unclear	NA	Yes	No	Medium	There was a risk of rater bias because same nurses who used Crisis Monitor scale as part of intervention also evaluated aggression and seclusion outcomes. The authors state potential risk of contamination, but they make a case that notification of control ward nurses by intervention ward nurses likely did not impact outcome. Analysis controlled for potentially confounding measures.

CRT = cluster randomized trial; ITT = intent-to-treat; N = number of patients; NA = not applicable; NR = not reported; OAS = Overt Aggression Scale; ROB = risk of bias; vs. = versus

Table C5. Risk of bias assessments for observational studies and nonrandomized controlled trials, part 1

Author, Year Trial Name (if applicable)	Study Design	Eligibility criteria clearly described?	Eligibility criteria measured with valid and reliable measures, consistently across all participants?	Strategy for recruiting participants different across groups?	Sample size sufficient to detect meaningfully significant differences?	Interventions adequately described?	Important outcomes pre- specified? If yes, reported?	Comparison group selection appropriate? ^a	Any attempt to balance patient allocation between groups?	Impacts from concurrent interventions or unintended exposures that might bias results ruled out?
Michaud et al., 2014 ⁹	Cohort (retro- spective)	Yes	Unclear	No	Yes	No	Yes	Yes	No	No
Villari et al., 2008 ¹⁰	NRCT	Unclear	Unclear	No	Unclear (powered to detect very small differences, not necessarily clinically meaningful differences)	Yes	Partially (harms not pre- specified)	Yes	Yes	Partially (unclear if other medications taken in addition to what patients were assigned)
Wilhelm et al., 2008 ¹¹	NRCT	Yes	Partially (NR which clinical diagnoses deemed eligible)	No	Yes	Partially (antipsychotic dosing NR)	Yes	Yes	No	No

^a After taking into account feasibility and ethical considerations.

NR = not reported; NRCT = nonrandomized controlled trial.

Table C6. Risk of bias assessments for observational studies and nonrandomized controlled trials, part 2

Author, Year Trial Name (if applicable)	Study Design	Outcome assessors blind to txmt or exposure status?	Interventions/exposures assessed using valid and reliable measures, consistently across all participants?	Follow-up length sufficient to support benefits/harms evaluation?	Overall attrition?	Differential attrition?	Differential (≥15%) or overall high attrition (generally ≥20%) raising concern for bias?
Michaud et al., 2014 ⁹	Cohort (retro- spective)	No	Unclear	Yes	0%	0%	No
Villari et al., 2008 ¹⁰	NRCT	Yes	Partially (dosing distribution NR)	Yes (benefits), and Partially (harms)	9.9%	0.8% to 2.8%	No
Wilhelm et al., 2008 ¹¹	NRCT	NR	Unclear	Yes	2.9%	0.2% to 2.2%	No

NR = not reported; NRCT = nonrandomized controlled trial; txmt = treatment

Table C7. Risk of bias assessments for observational studies and nonrandomized controlled trials, part 3

Author, Year Trial Name (if applicable)	Study Design	Confounding and/or effect modifying variables assessed using valid and reliable measures, consistently across all participants?	KQ 1: Appropriate statistical methods used for assessing primary benefit outcomes?	KQ 2: Appropriate statistical methods used for assessing harms outcomes?	Any impt information about primary outcomes missing?	ROB	Rationale for ROB Rating
Michaud et al., 2014 ⁹	Cohort (retrospective)	Unclear	Yes	Yes	No	High	Unclear how many patients did not receive screen. Medication dosing is unknown. There was no control for differences in concomitant medication use between arms; no control for confounding in primary analyses. Unclear if/how restraint assessment was consistently applied. Study was powered to detect a 20% difference in primary outcome. There were no major differences between groups except a much higher percentage of hypervigilance documented in the treatment group. More than half of patients with at least 1 positive delirium score were not enrolled (mostly due to lack of mechanical ventilation, some due to missing data), which has the potential to bias the results.
Villari et al., 2008 ¹⁰	NRCT	Partially (unclear to what extent medication dosing varied by treating physician)	Yes	Yes	No	Medium	Baseline characteristics similar despite alternating assignment to medication groups. Authors accounted for several potential confounders, such as prior depot antipsychotic or ECT treatment, but unable to account for other concurrent treatments that patients might have been taking at time of admission. Doses determined by treating physicians, who might have also introduced bias that way. Open-ended collection of KQ 2 harms data possibly affected by bias and might have led to underreporting. Also unclear if time of individual patients' enrollment introduced any ROB.

Table C7. Risk of bias assessments for observational studies and nonrandomized controlled trials, part 3 (continued)

Author, Year Trial Name (if applicable)	Study Design	Confounding and/or effect modifying variables assessed using valid and reliable measures, consistently across all participants?	KQ 1: Appropriate statistical methods used for assessing primary benefit outcomes?	KQ 2: Appropriate statistical methods used for assessing harms outcomes?	Any impt information about primary outcomes missing?	ROB	Rationale for ROB Rating
Wilhelm et al., 2008 ¹¹	NRCT	Partially (benzodiazepine use measured, but unclear how other potential confounders measured)	Partially (exploratory analyses only, no adjustment for use of multiple centers)	Partially (exploratory analyses only, no adjustment for use of multiple centers)	Partially (differences in monotherapy groups NR)	High	High risk of selection bias into different medication groups based on clinical indication and variables related to the treating physician. Unadjusted confounding by concomitant and prior medication use. No attempts to adjust statistically for between-hospital differences or patients' baseline demographic or clinical chx.

chx = characteristics; ECT = electroconvulsive therapy; impt = important; KQ = Key Question; NR = not reported; NRCT = nonrandomized controlled trial; ROB = risk of bias

References

1. Abderhalden C, Needham I, Dassen T, et al. Structured risk assessment and violence in acute psychiatric wards: randomised controlled trial. *Br J Psychiatry*. 2008 Jul;193(1):44-50. Epub: 2008/08/14. PMID: 18700217.
2. Bieniek SA, Ownby RL, Penalver A, et al. A double-blind study of lorazepam versus the combination of haloperidol and lorazepam in managing agitation. *Pharmacotherapy*. 1998 Jan-Feb;18(1):57-62. PMID: 9469682.
3. Dorevitch A, Katz N, Zemishlany Z, et al. Intramuscular flunitrazepam versus intramuscular haloperidol in the emergency treatment of aggressive psychotic behavior. *Am J Psychiatry*. 1999 Jan;156(1):142-4. Epub: 1999/01/19. PMID: 9892313.
4. Georgieva I, Mulder CL, Noorthoorn E. Reducing seclusion through involuntary medication: a randomized clinical trial. *Psychiatry Res*. 2013 Jan 30;205(1-2):48-53. Epub: 2012/09/07. PMID: 22951334.
5. Isbister GK, Calver LA, Page CB, et al. Randomized controlled trial of intramuscular droperidol versus midazolam for violence and acute behavioral disturbance: the DORM study. *Ann Emerg Med*. 2010 Oct;56(4):392-401 e1. Epub: 2010/09/28. PMID: 20868907.
6. Richards JR, Derlet RW, Duncan DR. Chemical restraint for the agitated patient in the emergency department: lorazepam versus droperidol. *J Emerg Med*. 1998 Jul-Aug;16(4):567-73. PMID: 9696171.
7. Smoot SL, Gonzales JL. Cost-effective communication skills training for state hospital employees. *Psychiatr Serv*. 1995 Aug;46(8):819-22. PMID: 7583484.
8. van de Sande R, Nijman HL, Noorthoorn EO, et al. Aggression and seclusion on acute psychiatric wards: effect of short-term risk assessment. *Br J Psychiatry*. 2011 Dec;199(6):473-8. Epub: 2011/10/22. PMID: 22016437.
9. Michaud CJ, Thomas WL, McAllen KJ. Early pharmacological treatment of delirium may reduce physical restraint use: a retrospective study. *Ann Pharmacother*. 2014 Mar;48(3):328-34. Epub: 2013/11/22. PMID: 24259659.
10. Villari V, Rocca P, Fonzo V, et al. Oral risperidone, olanzapine and quetiapine versus haloperidol in psychotic agitation. *Prog Neuropsychopharmacol Biol Psychiatry*. 2008 Feb 15;32(2):405-13. PMID: 17900775.
11. Wilhelm S, Schacht A, Wagner T. Use of antipsychotics and benzodiazepines in patients with psychiatric emergencies: results of an observational trial. *BMC Psychiatry*. 2008;8:61. Epub: 2008/07/24. PMID: 18647402.

Appendix D. Strength of Evidence Grade Tables

Evidence Table D1. KQ 1a – Staff training intervention studies: Primary outcomes

Outcome Category	Outcome	N of Studies (Subjects)	Risk of Bias	Consistency	Directness	Precision	Overall Strength of Evidence
Aggressive behavior	Mean change from baseline in assaults on staff	1 CRT ¹ (n=NR ^a)	High	Unknown, single study	Direct	Imprecise	Insufficient
Use of seclusion or restraints	Mean change from baseline in incidents of S/R	1 CRT ¹ (n=NR ^a)	High	Unknown, single study	Direct	Imprecise	Insufficient

^a Average of 92 patients discharged per month in each unit, meaning about 184 patients were included in the study each month.¹

CRT = cluster randomized trial; n or N = number; NR = not reported; S/R = seclusion or restraints.

Evidence Table D2. KQ 1a – Risk assessment intervention studies: Primary outcomes

Outcome Category	Outcome	N of Studies (Subjects)	Risk of Bias	Consistency	Directness	Precision	Overall Strength of Evidence ^c
Aggressive behavior	N of aggressive patients	1 RCT ² (n=170 during baseline period, 458 during intervention period)	Medium	Unknown, single study	Direct	Imprecise ^d	Insufficient
	N or aggressive incidents	1 RCT ² (n=170 during baseline period, 458 during intervention period)	Medium	Unknown, single study	Direct	Precise	Low
	Mean rate of aggressive incidents per 100 treatment days (SOAS score ≥9)	1 RCT ³ (n=973 post-intervention)	Medium	Unknown, single study	Direct	Precise	Low
	Change in physical attacks ^a	1 RCT ³ (n=973 post-intervention)	Medium	Unknown, single study	Direct	Precise	Low
Use of seclusion or restraints	N of secluded patients	1 RCT ² (n=170 during baseline period, 458 during intervention period)	Medium	Unknown, single study	Direct	Imprecise ^d	Insufficient
	N of seclusion incidents	1 RCT ² (n=170 during baseline period, 458 during intervention period)	Medium	Unknown, single study	Direct	Imprecise ^d	Insufficient
	Hours in seclusion	1 RCT ² (n=170 during baseline period, 458 during intervention period)	Medium	Unknown, single study	Direct	Precise	Low
	Change in coercive incidents ^b	1 RCT ³ (n=973 post-intervention)	Medium	Unknown, single study	Indirect	Precise	Low

^a Physical attacks were defined as aggressive incidents in which the SOAS-R description met both of the following criteria: (1) means of aggression involved objects, dangerous objects, or parts of the body, and (2) the target of aggression was a person other than the patient him or herself.

^b Coercive measures covered a wide range of measures, from forced injection of psychotropic medication to seclusion and mechanical restraint.

^c Based on the comparisons, we graded the SOE as low for both the aggression and restraint and seclusion outcomes due to differential operationalization across studies; this precluded a direct comparison.

^d Imprecise due to failure to control for clustering related to statistical analyses.

n or N = number; RCT = randomized controlled trial; SOAS = Staff Observation Aggression Scale; SOAS-R = Staff Observation Aggression Scale-Revised; SOE = strength of evidence.

Evidence Table D3. KQ 1b – Medication protocols: Primary outcomes

Outcome Category	Outcome	N of Studies (Subjects)	Risk of Bias	Consistency	Directness	Precision	Overall Strength of Evidence
Aggressive behavior	Aggression response rate in total OAS severity scores	1 RCT ⁴ (n=28)	Medium	Unknown, single study	Direct	Imprecise	Insufficient
	Clinically significant improvement ^a in OAS scores	1 RCT ⁵ (n=20)	Low	Unknown, single study	Direct	Imprecise	Insufficient
	Change in MOAS total aggression scores	1 NRCT ⁶ (n=101)	Medium	Unknown, single study	Direct	Imprecise	Insufficient
	Time to OAS improvement	1 RCT ⁵ (n=20)	Low	Unknown, single study	Direct	Imprecise	Insufficient
	Sedation score (measure of combative, violent, and out of control behavior) at 5, 10, 15, 30 and 60 minutes ^b	1 RCT ⁷ (n=202)	High	Unknown, single study	Direct	Imprecise	Insufficient
	Change in CGI-A scores ^c	1 NRCT ⁸ (n=558)	High	Unknown, single study	Direct	Imprecise	Insufficient
	Violent and acute behavioral disturbance, median duration	1 RCT ⁹ (n=91)	Medium	Unknown, single study	Direct	Imprecise	Insufficient

^a A decrease of four or more points on the OAS within 60 minutes of baseline was considered “clinically significant improvement”.⁵

^b Mean reductions in combative, violent, and out of control behavior were measured on a six-point scale, ranging from 6 (combative, violent, out of control) to 1 (deep sleep).⁷

^c Measured with change in percentage of patients with CGI-A scores ≥ 3 (corresponding to at least a moderate level of aggression).⁸

CGI-A = Clinical Global Impression Severity of Illness – Aggression; MOAS = Modified Overt Aggression Scale; n or N = number of patients; NR = not reported; NRCT = nonrandomized controlled trial; OAS = Overt Aggression Scale; RCT = randomized controlled trial

Evidence Table D4. KQ 1c – Medication protocols: Primary outcomes

Outcome Category	Outcome	N of Studies (Subjects)	Risk of Bias	Consistency	Directness	Precision	Overall Strength of Evidence
Use of seclusion or restraints	Seclusion incident rate (per 1000 admission days)	1 RCT ¹⁰ (n=659)	High	Unknown, single study	Direct	Precise	Insufficient
	Seclusion hours, total number	1 RCT ¹⁰ (n=659)	High	Unknown, single study	Direct	Imprecise	Insufficient
	Seclusion, mean duration rate of incidents in hours (per 1000 admission hours)	1 RCT ¹⁰ (n=659)	High	Unknown, single study	Direct	Imprecise	Insufficient
	Mechanical restraint incident rate (per 1000 admission days)	1 RCT ¹⁰ (n=659)	High	Unknown, single study	Direct	Imprecise	Insufficient
	Mechanical restraint duration (per 1000 admission days)	1 retrospective cohort study ¹¹ (n=200)	High	Unknown, single study	Direct	Precise	Insufficient
	Coercive incident rate (individual or combined) (per 1000 admission days) ^a	1 RCT ¹⁰ (n=659)	High	Unknown, single study	Direct	Imprecise	Insufficient

^a “Coercion” refers to a sequence of coercive episodes (seclusion, mechanical restraint, or involuntary medication) for less than 24 hours.¹⁰

^b Details about the involuntary medications used were NR.

n or N = number of patients; RCT = randomized controlled trial

Evidence Table D5. KQ 2a – Staff training intervention studies: Adverse events or harms

Outcome Category	Outcome	N of Studies (Subjects)	Risk of Bias	Consistency	Directness	Precision	Overall Strength of Evidence
Staff distress	Change from baseline in staff resignations and transfers	1 CRT ¹ (n=NR ^a)	High	Unknown, single study	Indirect	Imprecise	Insufficient
	Change from baseline in staff sick leave	1 CRT ¹ (n=NR ^a)	High	Unknown, single study	Indirect	Imprecise	Insufficient
Patient distress	Change from baseline in patients' rights complaints	1 CRT ¹ (n=NR ^a)	High	Unknown, single study	Indirect	Imprecise	Insufficient

^a Average of 92 patients discharged per month in each unit, meaning about 184 patients were included in the study each month.¹

CRT = cluster randomized trial; n or N = number of patients; NR = not reported

Evidence Table D6. KQ 2b – Medication protocols: Adverse events or harms

Outcome Category	Outcome	N of Studies (Subjects)	Risk of Bias	Consistency	Directness	Precision	Overall Strength of Evidence
Staff injuries	Staff injuries	1 RCT ⁹ (n=91)	Medium	Unknown, single study	Direct	Imprecise	Insufficient
Medication side effects	Overall medication-related side effects (droperidol vs. midazolam vs. combination)	1 RCT ⁹ (n=91)	Medium	Unknown, single study	Direct	Imprecise	Insufficient
	Abnormal QT interval	1 RCT ⁹ (n=91)	Medium	Unknown, single study	Direct	Imprecise	Insufficient
	Acute extrapyramidal effects (flunitrazepam vs. haloperidol)	1 RCT ^d (n=28)	Medium	Unknown, single study	Direct	Imprecise	Insufficient
	Acute extrapyramidal symptoms (risperidone vs. olanzapine vs. quetiapine vs. haloperidol)	1 NRCT ⁶ (n=101)	Medium	Unknown, single study	Direct	Imprecise	Insufficient
	Extrapyramidal side effects (olanzapine vs. risperidone vs. haloperidol)	1 NRCT ⁸ (n=558)	High	Unknown, single study	Direct	Imprecise	Insufficient
	Marked sedation	1 RCT ^d (n=28)	Medium	Unknown, single study	Direct	Imprecise	Insufficient
	Overall treatment-emergent adverse events (olanzapine vs. risperidone vs. haloperidol)	1 NRCT ⁸ (n=558)	High	Unknown, single study	Direct	Imprecise	Insufficient
	Adverse events considered related to primary antipsychotic medication	1 NRCT ⁸ (n=558)	High	Unknown, single study	Direct	Imprecise	Insufficient
	Treatment-related adverse events (haloperidol plus lorazepam vs. lorazepam)	1 RCT ⁵ (n=20)	Low	Unknown, single study	Direct	Imprecise	Insufficient
	Mean reductions in vital signs (pulse, SBP, respiratory rate, body temperature)	1 RCT ⁷ (n=202)	High	Unknown, single study	Direct	Imprecise	Insufficient

n or N = number of patients; NRCT = nonrandomized controlled trial; QT = Q and T wave; RCT = randomized controlled trial; SBP = systolic blood pressure; vs. = versus.

References for Appendix D

1. Smoot SL, Gonzales JL. Cost-effective communication skills training for state hospital employees. *Psychiatr Serv*. 1995 Aug;46(8):819-22. PMID: 7583484.
2. van de Sande R, Nijman HL, Noorthoorn EO, et al. Aggression and seclusion on acute psychiatric wards: effect of short-term risk assessment. *Br J Psychiatry*. 2011 Dec;199(6):473-8. Epub: 2011/10/22. PMID: 22016437.
3. Abderhalden C, Needham I, Dassen T, et al. Structured risk assessment and violence in acute psychiatric wards: randomised controlled trial. *Br J Psychiatry*. 2008 Jul;193(1):44-50. Epub: 2008/08/14. PMID: 18700217.
4. Dorevitch A, Katz N, Zemishlany Z, et al. Intramuscular flunitrazepam versus intramuscular haloperidol in the emergency treatment of aggressive psychotic behavior. *Am J Psychiatry*. 1999 Jan;156(1):142-4. Epub: 1999/01/19. PMID: 9892313.
5. Bieniek SA, Ownby RL, Penalver A, et al. A double-blind study of lorazepam versus the combination of haloperidol and lorazepam in managing agitation. *Pharmacotherapy*. 1998 Jan-Feb;18(1):57-62. PMID: 9469682.
6. Villari V, Rocca P, Fonzo V, et al. Oral risperidone, olanzapine and quetiapine versus haloperidol in psychotic agitation. *Prog Neuropsychopharmacol Biol Psychiatry*. 2008 Feb 15;32(2):405-13. PMID: 17900775.
7. Richards JR, Derlet RW, Duncan DR. Chemical restraint for the agitated patient in the emergency department: lorazepam versus droperidol. *J Emerg Med*. 1998 Jul-Aug;16(4):567-73. PMID: 9696171.
8. Wilhelm S, Schacht A, Wagner T. Use of antipsychotics and benzodiazepines in patients with psychiatric emergencies: results of an observational trial. *BMC Psychiatry*. 2008;8:61. Epub: 2008/07/24. PMID: 18647402.
9. Isbister GK, Calver LA, Page CB, et al. Randomized controlled trial of intramuscular droperidol versus midazolam for violence and acute behavioral disturbance: the DORM study. *Ann Emerg Med*. 2010 Oct;56(4):392-401 e1. Epub: 2010/09/28. PMID: 20868907.
10. Georgieva I, Mulder CL, Noorthoorn E. Reducing seclusion through involuntary medication: a randomized clinical trial. *Psychiatry Res*. 2013 Jan 30;205(1-2):48-53. Epub: 2012/09/07. PMID: 22951334.
11. Michaud CJ, Thomas WL, McAllen KJ. Early pharmacological treatment of delirium may reduce physical restraint use: a retrospective study. *Ann Pharmacother*. 2014 Mar;48(3):328-34. Epub: 2013/11/22. PMID: 24259659.

Appendix E. Detailed Study Characteristics Tables

Table E1. Detailed study characteristics: Staff training interventions

Author, Year	N of patients ^a					Age: Mean (SD)		
Study Design	Duration of Nonpharmacologic Interventions for Patients	Duration of Entire Study From Baseline Through Follow-up	Intervention(s) and Comparator(s)	Funding Source	Brief Summary of Population	Percent Female	Psychiatric Diagnoses (%)	Mean (SD) Severity of Psychiatric Symptomatology
Clinical Setting, Country						Percent Non-White		
Trial (if Named)								
Bowers et al., 2006 ¹	NR	5,384 ^c 31 months ^d	G1: PMVA training G2: Before intervention	Multiple (Foundation/non-profit and government)	Inpatients admitted to acute psychiatric units (one female-only, a second an assessment unit, and the remainder mixed-gender units serving specific localities)	NR	NR	NR
Single-group pre/post study								
Acute admission psychiatric units (n=14) in 3 hospital sites (private or public status NR), ^b U.K.								
Chang et al., 2014 ²	NR (provided over course of patients' inpatient stays)	NR 32 weeks	G1: Recovery-oriented cognitive therapy (CT-R) staff training program (16 weeks) G2: Before intervention (16 weeks)	NR	Adult inpatients with a psychotic disorder	NR	Presumably 100% with psychosis ^e	NR
Single-group pre/post study								
Locked acute care unit in a psychiatric hospital (private or public status NR), U.S.								

Table E1. Detailed study characteristics: Staff training interventions (continued)

Author, Year	Duration of Nonpharmacologic Interventions for Patients	N of patients ^a	Intervention(s) and Comparator(s)	Funding Source	Brief Summary of Population	Age: Mean (SD)	Psychiatric Diagnoses (%)	Mean (SD) Severity of Psychiatric Symptomatology
Clinical Setting, Country		Duration of Entire Study From Baseline Through Follow-up				Percent Female		
Trial (if Named)						Percent Non-White		
Laker et al., 2010 ³	NR	195 [†]	G1: De-escalation and restraint training emphasizing prevention of aggressive incidents G2: Usual care	NR	Multiethnic inpatients admitted to a psychiatric ICU with schizophrenia-related, bipolar-related, or other conditions, many of whom also engaged in comorbid substance use	Age Overall: NR G1: 35 (9.9) G2: 36 (9.6) Percent female Overall: NR G1: 28 G2: 22 Percent non-white: NR	Schizophrenia-related Overall: NR G1: 67 G2: 63 Bipolar-related Overall: NR G1: 19 G2: 20 Other mental health disorder Overall: NR G1: 14 G2: 17 No comorbid substance use Overall: NR G1: 27 G2: 31 Cannabis Overall: NR G1: 33 G2: 38 Alcohol Overall: NR G1: 10 G2: 10	NR

Table E1. Detailed study characteristics: Staff training interventions (continued)

Author, Year	Duration of	N of patients ^a	Intervention(s)	Funding	Brief Summary	Age: Mean	Psychiatric	Mean (SD)
--------------	-------------	----------------------------	-----------------	---------	---------------	-----------	-------------	-----------

Study Design	Nonpharmacologic Interventions for Patients	Duration of Entire Study From Baseline Through Follow-up	and Comparator(s)	Source of Population	(SD)	Diagnoses (%)	Severity of Psychiatric Symptomatology
						Percent Female	
						Percent Non-White	
							Polysubstance use Overall: NR G1: 25 G2: 16
							Heroin Overall: NR G1: 3 G2: 3
							Khat Overall: NR G1: 2 G2: 0

Table E1. Detailed study characteristics: Staff training interventions (continued)

Author, Year	N of patients ^a		Age: Mean (SD)		Mean (SD) Severity of Psychiatric Symptomatology			
Study Design	Duration of Nonpharmacologic Interventions for Patients	Duration of Entire Study From Baseline Through Follow-up	Intervention(s) and Comparator(s)	Funding Source	Brief Summary of Population	Percent Female	Psychiatric Diagnoses (%)	Percent Non-White
Clinical Setting, Country								
Trial (if Named)								
Smoot et al., 1995 ⁴	NA	NR ⁿ	G1: Empathic interpersonal communication training program for hospital staff G2: Usual care	NR	Adults with a primary diagnosis of mental illness who had returned to the hospital within one year of a previous discharge	NR	NR	NR
CRT								
Inpatient psychiatric recidivist units ⁹ , U.S.								

^a Describes the entire study from baseline through post-intervention or longer-term follow-up.

^b The study's assessment unit closed in mid-2003, so its data only encompass about a year of the study period.¹

^c Number of admissions analyzed in the sample, although unclear how many of these represent unique patients.¹

^d Entire study duration varied by individual units because of differing study periods across the three enrolled hospitals. The study period was 14 months for the five units in Refuge Hospital (began using the proprietary incident recording system mid-study) and about a year for the assessment unit (closed in mid-2003).¹

^e Study's inpatient unit was for individuals with psychotic disorders.²

^f Reflects the N of unique patients admitted to the psychiatric ICU during the study period, in contrast with the sum of Ns reported in Table 1, which includes patients on the unit in both the pre- and post-intervention periods.³

^g The two study units specialized in caring for people with a primary diagnosis of mental illness who had returned to the hospital within one year of a prior discharge.⁴

^h Average of 92 patients discharged per month in each unit, meaning about 184 patients were included in the study each month.⁴

ⁱ Baseline period was 6 months long (July to December 1990), training period was 3 months long (April to June 1991), and post-training period was 6 months long (July to December 1991).⁴

CRT = cluster randomized trial; CT-R = Recovery-oriented cognitive therapy training; G = group or condition; ICU = intensive care unit; n/N = number of patients; NR = not reported; PMVA = Prevention and Management of Violence and Aggression; SD = standard deviation; U.K. = United Kingdom; U.S. United States.

Table E2. Detailed study characteristics: Risk assessment interventions

Author, Year	N of patients ^a				Age: Mean (SD)			Mean (SD) Severity of Psychiatric Symptomatology
Study Design	Duration of Nonpharmacologic Interventions for Patients	Duration of Entire Study From Baseline Through Follow-up	Intervention(s) and Comparator(s)	Funding Source	Brief Summary of Population	Percent Female	Psychiatric Diagnoses (%)	
Clinical Setting, Country						Percent Non-White		
Trial (if Named)								
Abderhalden et al., 2008 ^b	12 weeks	879 (baseline and 973 (intervention) ^b	G1: Structured Risk Assessment: Structured short-term risk assessment for every new patient twice a day during the first 3 days of hospitalization	Government	Adult patients between 18 and 65 years of age, most of which had an acute psychiatric disorder	Age Overall: 39.5 (14.2) ^c G1: 39.0 (13.1) G2: 38.0 (14.3) Percent female Overall: 46.6 ^c G1: 45.6 G2: 44.8 Percent non-white: NR	Organic, including symptomatic, mental disorders: Overall: 3.3 ^c G1: 3.8 G2: 4.3 Disorders due to psychoactive substance use Overall: 24.3 ^c G1: 26.2 G2: 24.2 Schizophrenia, schizotypal and delusional disorders Overall: 31.0 ^c G1: 33.4 G2: 35.7 Mood (affective) disorders Overall: 16.2 ^c G1: 15.5 G3: 15.3 Neurotic, stress-related and somatoform disorders, behavioral syndromes associated with physiological disturbances and physical factors Overall: 14.3 ^c G1: 14.3 G3: 11.5	NR
CRT	Total days in treatment Baseline (3 months) G1: 6,074 G2: 8,449 Intervention (3 months) G1: 7,727 G2: 10,485	92 weeks	G2: No intervention					
Psychiatric inpatient treatment facilities (private or public status NR), Switzerland								

Table E2. Detailed study characteristics: Risk assessment interventions (continued)

Author, Year	N of patients ^a	Age: Mean (SD)	Mean (SD) Severity of Psychiatric Symptomatology					
Study Design	Duration of Nonpharmacologic Interventions for Patients	Duration of Entire Study From Baseline Through Follow-up	Intervention(s) and Comparator(s)	Funding Source	Brief Summary of Population	Percent Female	Percent Non-White	Psychiatric Diagnoses (%)
Clinical Setting, Country	Trial (if Named)							
Abderhalden et al., 2008 ^b (continued)								Personality disorders of adult personality and behavior Overall: 3.2 ^c G1: 4.0 G3: 5.0 Others ^d Overall: 2.8 ^c G1: 2.7 G3: 4.1 Missing Overall: 4.9 ^c G1: NR G2: NR

Table E2. Detailed study characteristics: Risk assessment interventions (continued)

Author, Year	N of patients ^a				Age: Mean (SD)		Mean (SD) Severity of Psychiatric Symptomatology	
Study Design	Duration of Nonpharmacologic Interventions for Patients	Duration of Entire Study From Baseline Through Follow-up	Intervention(s) and Comparator(s)	Funding Source	Brief Summary of Population	Percent Female	Psychiatric Diagnoses (%)	
Clinical Setting, Country						Percent Non-White		
Trial (if Named)								
van de Sande et al., 2011 ⁶	30 weeks	170 (baseline period over 10 weeks);	G1: Structured Risk Assessment (30 weeks):	Government	Patients admitted to acute psychiatric wards	Mean age (SD) Overall: NR G1: 38 (13) G2: 40 (11)	Psychotic disorder Overall: NR G1: 59 G2: 51	NR
CRT		458 (intervention period over 30 weeks)	(1) Daily risk assessments (5 minutes) (2) Weekly risk assessments (15 minutes)			Percent female Overall: NR G1: 47 G2: 46	Personality disorders Overall: NR G1: 20 G2: 5	
Acute psychiatric wards, Netherlands		40 weeks	G2: Usual care / Treatment as usual (30 weeks)			Percent non-white Overall: NR G1: 31 G2: 16	Drug misuse first diagnosis Overall: NR G1: 3 G2: 3	

^a Describes the entire study from baseline through post-intervention or longer-term follow-up.

^b Neither the baseline nor intervention period count includes patients admitted to the five wards that preferred to introduce the study protocol of structured risk assessment without randomization.⁵

^c In addition to arms presented in this table, overall mean based on information from five wards that preferred to introduce the study protocol of structured risk assessment without randomization.⁵

^d Other diagnoses included mental retardation, disorders of psychological development, behavioral and emotional disorders with onset occurring in childhood and adolescence.⁵

CRT = cluster randomized trial; G = group; N = number; NR = not reported; RCT = randomized controlled trial; SD = standard deviation.

Table E3. Detailed study characteristics: Multimodal interventions

Author, Year	N of Patients ^a					Age: Mean (SD)		
Study Design	Duration of Non-Pharmacologic Interventions for Patients	Duration of Entire Study From Baseline Through Follow-up	Intervention(s) and Comparator(s)	Funding Source	Brief summary of Population	Percent Female	Psychiatric Diagnoses (%)	Mean (SD) Severity of Psychiatric Symptomatology
Clinical Setting, Country						Percent Non-White		
Trial (if Named)								
Bowers et al., 2006 ⁷	NR	NR	G1: Nurse intervention	Foundation/non-profit	NR	NR	NR	NR
Single-group pre/post study		One year	G2: Before intervention					
Acute admission psychiatric wards (n=14) (private or public status NR), U.K.								
Bowers et al., 2008 ⁸	NR	NR	G1: Nurse intervention (3 units)	Foundation/non-profit	NR	NR	NR	NR
Single-group pre/post study		15 to 19 months ^c	G2: Before intervention ^d					
Acute admission psychiatric wards (n=3) (private or public status NR), ^b U.K.								
Currier et al., 2002 ⁹	NR	NR	G1: HCFA One-hour rule: Assessment within one hour of initiation of S/R	NR	Three eligible psychiatric units in a University hospital, one unit medically ill	NR	NR	NR
Single-group pre/post study		6 months (3 months pre and 3 months post)	G2: Pre-intervention		chemical-abusing, second unit general adult, third is neurogeriatric			
Academic psychiatric hospital, U.S.								

Table E3. Detailed study characteristics: Multi-modal interventions (continued)

Author, Year	N of Patients ^a					Age: Mean (SD)		
Study Design	Duration of Non-Pharmacologic Interventions for Patients	Duration of Entire Study From Baseline Through Follow-up	Intervention(s) and Comparator(s)	Funding Source	Brief summary of Population	Percent Female	Psychiatric Diagnoses (%)	Mean (SD) Severity of Psychiatric Symptomatology
Trial (if Named)						Percent Non-White		
D'Orio et al., 2004 ¹⁰	9 months	484	G1: Comprehensive Plan focusing on the early identification and management of problematic behaviors G2: Pre-intervention	NR	Walk-ins, brought by law enforcement, city jail, mobile crisis team – no other information provided	NR	Substance use disorders: 35 ^e Psychotic disorders: 25 ^e Unipolar mood disorders: 13 ^e Bipolar disorders: 11 ^e Adjustment disorders: 6 ^e Anxiety disorders: 2 ^e Other: 8 ^e	NR
Single-group pre/post study		18 months (9 months pre and 9 months post)						
Psychiatric emergency service, U.S.								
Emmerson et al., 2007 ¹¹	29 months	NR	G1: 4T Aggression Management Strategy G2: Pre-intervention	NR	NR, but of those with aggression, they were usually adult, male, manic, of no fixed abode, abusing amphetamines and had no previous psychiatric history; and admitted on weekend	NR	NR	NR
Single-group pre/post study		29 months						
Mental Health Services - part of Royal Brisbane and Women's Hospital, refers to wards, Australia								

Table E3. Detailed study characteristics: Multi-modal interventions (continued)

Author, Year	Duration of Non-Pharmacologic Interventions for Patients	N of Patients ^a	Intervention(s) and Comparator(s)	Funding Source	Brief summary of Population	Age: Mean (SD)	Psychiatric Diagnoses (%)	Mean (SD) Severity of Psychiatric Symptomatology
Clinical Setting, Country		Duration of Entire Study From Baseline Through Follow-up				Percent Female		
Trial (if Named)						Percent Non-White		
Forster et al., 1999 ¹²	12 months	5570 ^f	G1: Hospital-wide quality improvement effort combining hospital S&R policy review, staff training (including staff experiencing restraint firsthand), regular discussion of S&R on units, and hospital-wide publicity of effort	NR	Adult patients all evaluated in the Psychiatric Emergency Service or admitted for inpatient treatment	NR	NR	NR
Single-group pre/post study		24 months (12 pre and 12 post)	G2: Usual care					
Urban inpatient psychiatric hospital (Psychiatric Emergency Service and four locked inpatient wards), U.S.								
Hellerstein et al., 2007 ¹³	268 weeks; 67 months which is closer to 290 weeks because more than 4 weeks in a month	NR	G1: Hospital-wide, multicomponent intervention	NR	Adult patients admitted to the Washington Heights Community Service clinical unit for acute inpatient care, most with diagnoses of schizophrenia, schizoaffective disorders, and mood disorders, such as depression and bipolar disorder ^g	Age: NR	NR, but "schizophrenia, schizoaffective, and mood disorders listed as most common"	NR
Single-group pre/post study		348 weeks (pre-intervention); 87 months or about 377 weeks (post-intervention)	G2: Pre-intervention			Percent female: G1: NR G2: 46 for WHCS unit		
Public psychiatric hospital(s), U.S.						Percent non-white: G1: NR G2: 88 for WHCS unit		

Table E3. Detailed study characteristics: Multi-modal interventions (continued)

Author, Year	N of Patients ^a					Age: Mean (SD)		
Study Design	Duration of Non-Pharmacologic Interventions for Patients	Duration of Entire Study From Baseline Through Follow-up	Intervention(s) and Comparator(s)	Funding Source	Brief summary of Population	Percent Female	Psychiatric Diagnoses (%)	Mean (SD) Severity of Psychiatric Symptomatology
Clinical Setting, Country						Percent Non-White		
Trial (if Named)								
Jonikas et al., 2004 ¹⁴	18 months	NR	G1: Program to Reduce Restraints (15 months) G2: Before intervention (15 months)	Government	Majority had schizophrenia, other psychotic disorders or mood disorders, about half were white, about half were female, age NR	Age: NR	Schizophrenia or other psychotic disorders: 21% on general ward; 52% on research unit	NR
Single-group pre/post study	30 months							
Public university hospital, U.S.						Percent non-white 58% on general ward; 54% on research unit		
Khadivi et al., 2004 ¹⁵	12 months	NR	G1: JCAHO standards (date NR) G2: Pre-intervention	NR	NR, patients in the hospital tend to be poor, are insured primarily through Medicaid or Medicare, tend to have severe and persistent mental illness, most often in the context of dual diagnosis, and are frequently admitted involuntarily	NR	NR	NR
Single-group pre/post study	12 months							
Private/academic psychiatric hospital(s), U.S.								

Table E3. Detailed study characteristics: Multi-modal interventions (continued)

Author, Year	N of Patients ^a					Age: Mean (SD)		Mean (SD) Severity of Psychiatric Symptomatology
Study Design	Duration of Non-Pharmacologic Interventions for Patients	Duration of Entire Study From Baseline Through Follow-up	Intervention(s) and Comparator(s)	Funding Source	Brief summary of Population	Percent Female	Psychiatric Diagnoses (%)	
Clinical Setting, Country						Percent Non-White		
Trial (if Named)								
Melson et al., 2014 ¹⁶	NA	462	G1: Alcohol Withdrawal	Internal funding only	Adult medical inpatients with alcohol withdrawal syndrome	NR	NR	NR
Single-group pre/post study		54 months (228 weeks)	Symptom Management Care Management Guideline					
General medical hospital, U.S.			G2: Pre-implementation of guideline					
Pollard et al., 2007 ¹⁷	18 months	NR	G1: JCAHO 2000 standards	Government	NR, but voluntary and involuntary patients in a secured, acute mental health unit	NR	NR	NR
Single-group pre/post study		18 months	G2: Pre-intervention					
Public psychiatric hospital(s), U.S.								

^a Total number of randomized or enrolled participants at baseline in relevant arms of trial.

^b Two units (Wards 3 and 4) originally accepted into the project, but Ward 4 was removed from the project during the intervention period and replaced by a third unit, Ward 5.⁸

^c Entire study duration varied by intervention units because of differing intervention periods. The intervention period for 12 months for Ward 3, nine months for Ward 4, and three months for Ward 5.⁸

^d Primary outcomes of interest (i.e., aggressive behavior, use of seclusion, use of restraint) not evaluated in control units, and therefore only the pre/post analysis of outcomes in intervention wards reported here.⁸

^e Only overall sample means provided.¹⁰

^f Reflects total number of admissions during the course of the study, but unclear how many of these admissions were for patients being readmitted to the study hospital.¹²

^g Only patients from the Washington Heights Community Service clinical unit were eligible for this review because the average LOS was well below 35 days.¹³

G = group; HCFA = Health Care Financing Agency; JCAHO = Joint Commission on Accreditation of Healthcare Organizations; n/N = number; NR = not reported; S&R = seclusion and restraint; SD = standard deviation; SRU = Schizophrenia Research Unit; U.K. = United Kingdom; U.S. = United States; WHCS = Washington Heights Community Service.

Table E4. Detailed study characteristics: Environmental or group psychotherapeutic interventions

Author, Year	Duration of Nonpharmacologic Interventions for Patients	N of Patients ^a	Intervention(s) and Comparator(s)	Funding Source	Brief summary of Population	Age: Mean (SD)	Psychiatric Diagnoses (%)	Mean (SD) Severity of Psychiatric Symptomatology
Clinical Setting, Country		Duration of Entire Study From Baseline Through Follow-up				Percent Female		
Trial (if Named)						Percent Non-White		
Canatsey et al., 1997 ¹⁸	Varied widely, but averaged several hours per use; 15 months overall	1,031 ^b 24 months	G1: Removal from stimuli (RFS) for verbally and physically threatening patients G2: Usual care	Government	Veteran inpatients in a psychiatric ICU involuntarily after being assessed as dangerous to self or to others, or gravely disabled (unable to provide own food, clothing, or shelter)	NR	NR	NR
Single-group pre/post study								
Psychiatric ICU in Veterans Affairs Medical Center hospital, U.S.								
Vaaler et al., 2006 ^{19,20}	At least 3 days (both closed-door and open-door psychiatric ICU conditions)	118 41 weeks (40 weeks 5 days, to be exact)	G1: Segregation nursing in closed-door psychiatric ICU (post-intervention) G2: Segregation nursing in open-door psychiatric ICU (pre-intervention)	Academic (treating hospital)	Adult inpatients 18 years of age or older determined to be in need of psychiatric ICU stay by physician on duty except those with dementia, mental retardation, severe autism, or not able to speak Norwegian or English	Age Overall: 37.0 (14.8) G1: 37.1 (15.9) G2: 36.8 (13.7) Percent female Overall: 44.1 G1: 50 G2: 38.7 Percent non-white: NR	Organic mental disorders: Overall: 5.9 G1: 5.4 G2: 6.5 Substance-related disorders Overall: 19.5 G1: 19.6 G2: 19.4 Schizophrenia Overall: 38.1 G1: 39.3 G2: 37.1 Mood disorders Overall: 18.6 G1: 21.4 G2: 16.1 Other mental and behavioral disorders Overall: 17.8 G1: 14.3 G2: 21.0	PANSS Total: G1: 75.6 (21.2) G2: 72.4 (23.1) PANSS Positive: G1: 18.1 (8.1) G2: 17.3 (8.2) PANSS Negative G1: 18.7 (7.9) G2: 17.1 (8.5) PANSS General G1: 38.8 (9.3) G2: 38.0 (10.4) GAF-F G1: 32.2 (12.5) G2: 33.1 (12.7) GAF-S G1: 31.8 (13.9) G2: 31.8 (12.0) BVC G1: 0.95 (1.24) G2: 0.69 (1.15)
Single-group pre/post study								
Public psychiatric hospital, Norway								

Table E4. Detailed study characteristics: Environmental or group psychotherapeutic interventions

Author, Year	N of Patients ^a					Age: Mean (SD)		Mean (SD)
Study Design	Duration of Nonpharmacologic Interventions for Patients	Duration of Entire Study From Baseline Through Follow-up	Intervention(s) and Comparator(s)	Funding Source	Brief summary of Population	Percent Female	Psychiatric Diagnoses (%)	Severity of Psychiatric Symptomatology
Clinical Setting, Country						Percent Non-White		
Trial (if Named)								
Veltro et al., 2006 ^{21,22}	NR, but 105-min therapy sessions held every weekday morning	733 4 years	G1: Cognitive-behavioral group therapy for inpatients (years 1-4) G2: Before intervention (year 0)	NR	Adult psychiatric inpatients diagnosed with various mental illnesses, primarily schizophrenia and mood disorders	NR	Schizophrenic disorder ^c G1 (years 1-2): 36-38 G2 (year 0): 44 Major depressive disorder ^c G1 (years 1-2): 11-18 G2 (year 0): 13 Bipolar disorder ^c G1 (years 1-2): 12-19 G2 (year 0): 12 Personality disorders ^c G1 (years 1-2): 13-18 G2 (year 0): 12 Dual diagnosis ^c G1 (years 1-2): 12-13 G2 (year 0): 13 Anxiety disorders ^c G1 (years 1-2): 2-4 G2 (year 0): 4	NR

Table E4. Detailed study characteristics: Environmental or group psychotherapeutic interventions

Author, Year	N of Patients ^a				Age: Mean (SD)		Mean (SD) Severity of Psychiatric Symptomatology	
Study Design	Duration of Nonpharmacologic Interventions for Patients	Duration of Entire Study From Baseline Through Follow-up	Intervention(s) and Comparator(s)	Funding Source	Brief summary of Population	Percent Female	Psychiatric Diagnoses (%)	
Clinical Setting, Country						Percent Non-White		
Trial (if Named)								
Veltro et al., 2006 ^{21,22}							Other disorders ^c	
(continued)							G1 (years 1-2): 2	
							G2 (year 0): 2	

^a Describes the entire study from baseline through post-intervention or longer-term follow-up.

^b Unclear how many unique, unduplicated patients admitted to the psychiatric ICU were included in the study sample.¹⁸

^c No data on clinical characteristics provided for years 3-4 of the cognitive-behavioral group therapy program.^{21,22}

BVC = Broset Violence Checklist; G = group; GAF-F = Global Assessment of Functioning, function score; GAF-S = Global Assessment of Functioning, symptom score; ICU = intensive care unit; N = number; NR = not reported; PANSS = Positive and Negative Symptom Score; SD = standard deviation; U.S. = United States.

Table E5. Detailed study characteristics: Medication protocols

Author, Year							
Study Design	N of Patients^a	Intervention and Comparator Details (e.g., Medication Dose)	Funding Source	Age: Mean (SD)		Total Sample Mean Baseline Severity of Psychiatric Symptomatology	Brief Summary of Population
Clinical Setting, Country	Duration of Study^b			Percent Female	Psychiatric Diagnoses (%)		
Trial (if Named)				Percent Non-White			
Bieniek et al., 1998 ²³	20	G1: Haloperidol (5 mg i.m.) plus lorazepam (2 mg i.m.) (n=9)	NR	Age Overall (mean, SD): 36.3 (8.1)	Bipolar disorder, manic G1: 33.3 G2: 54.5	NR	Adults in a psychiatric emergency service with serious, acutely agitated or aggressive behavior and who met clinical criteria for use of chemical restraints
RCT (parallel)	3 hours	G2: Lorazepam (2 mg i.m.) (n=11)		G1 (median): 41.0 G2 (median): 35.0	Psychosis NOS G1: 22.2 G2: 18.2		
Psychiatric emergency service (in-hospital), U.S.				Female G1: 44.4 G2: 27.3	Schizophrenia, paranoid G1: 11.1 G2: 18.2		
				Hispanic G1: 33.3 G2: 18.2	Brief reactive psychosis G1: 11.1 G2: 0		
				African-American G1: 33.3 G2: 54.5			
				Haitian G1: 0 G2: 9.1	Schizophrenia, undifferentiated G1: 11.1 G2: 0		
					Substance-induced G1: 11.1 G2: 9.1		

Table E5. Detailed study characteristics: Medication protocols (continued)

Author, Year							
Study Design	N of Patients ^a	Intervention and Comparator Details (e.g., Medication Dose)	Funding Source	Age: Mean (SD)	Psychiatric Diagnoses (%)	Total Sample Mean Baseline Severity of Psychiatric Symptomatology	Brief Summary of Population
Clinical Setting, Country	Duration of Study ^b			Percent Female Percent Non-White			
Trial (if Named)							
Dorevitch et al., 1999 ²⁴	28	During aggressive event:	NR	Age G1: 36.8 (15.1) G2: 34.9 (8.1)	Schizophrenic & schizoaffective disorder G1: 92.3 G2: 93.3	BPRS G1: 49.0 (6.6) G2: 45.4 (6.7)	Adult inpatients between 20 and 60 years of age with active psychosis, disruptive or aggressive behavior, pronounced psychomotor agitation or violent outbursts, and hospitalization in an acute ward
Private/academic psychiatric hospital, Israel	90 mins	G1: Haloperidol (5 mg i.m.) (n=13) G2: Flunitrazepam (1 mg i.m.) (n=15)		Female G1: 61.5 G2: 46.7	Bipolar I disorder G1: 7.7 G2: 6.7	CGI G1: 4.5 (0.5) G2: 4.5 (0.7)	
RCT (parallel)				Non-white: NR			
Georgieva et al., 2013 ²⁵	659	Intervention of first choice for agitation and risk of violence:	Government	Age G1: 40 (13) G2: 40 (12)	Psychotic disorder G1: 20 G2: 20	GAF Kennedy: G1: 58 (12) G2: 59 (13)	Adult patients admitted to acute wards in a psychiatric hospital, most with either addiction or a psychotic, mood, personality, or post-traumatic stress disorder
Psychiatric hospital (no other details reported), Netherlands	144 weeks	G1: Involuntary medication (n=306 admissions, 236 patients) G2: Seclusion (n=353 admissions, 284 patients)		Female G1: 52 G2: 47	Mood disorder G1: 31 G2: 32	PANSS (Uncooperativeness) G1: 2.6 (2.6) G2: 2.7 (1.6)	
RCT (parallel)				Non-Dutch ethnicity G1: 17 G2: 18	Personality disorder G1: 24 G2: 23	PANSS (Lack of judgment and insight): G1: 3.0 (1.4) G2: 3.0 (1.6)	
					Addiction G1: 31 G2: 32		
					PTSD G1: 5 G2: 8		

Table E5. Detailed study characteristics: Medication protocols (continued)

Author, Year								
Study Design	N of Patients ^a	Intervention and Comparator Details (e.g., Medication Dose)	Funding Source	Age: Mean (SD)	Percent Female	Psychiatric Diagnoses (%)	Total Sample Mean Baseline Severity of Psychiatric Symptomatology	Brief Summary of Population
Clinical Setting, Country	Duration of Study ^b			Percent Non-White				
Trial (if Named)								
Isbister et al., 2010 ²⁶	91	G1: Droperidol: 10 mg i.m. (n=33)	Government	Age, mean (range) G1: 37 (25 to 45) G2: 35 (27 to 43) G3: 30 (22 to 40)		Alcohol intoxication G1: 70 G2: 76 G3: 66	NR	Adult patients presenting to the ED with violence and acute behavioral disturbance and requiring both physical restraint and parenteral sedation according to ED nursing or medical staff assessment
Public psychiatric hospital, Australia	6 hours	G2: Midazolam: 10 mg i.m. (n=29)		Female G1: 64 G2: 38 G3: 48		Deliberate self-harm G1: 48 G2: 41 G3: 45		
RCT (parallel)		G3: Droperidol (5 mg i.m.) plus Midazolam (5 mg i.m.) (n=29)		Non-white: NR		Drug-induced delirium G1: 6 G2: 10 G3: 10		
DORM						Acute psychosis G1: 6 G2: 3 G3: 6		
						Other G1: 3 G2: 0 G3: 3		

Table E5. Detailed study characteristics: Medication protocols (continued)

Author, Year							
Study Design	N of Patients^a	Intervention and Comparator Details (e.g., Medication Dose)	Funding Source	Age: Mean (SD)		Total Sample Mean Baseline Severity of Psychiatric Symptomatology	Brief Summary of Population
Clinical Setting, Country	Duration of Study^b			Percent Female	Psychiatric Diagnoses (%)		
Trial (if Named)				Percent Non-White			
Michaud et al., 2014 ²⁷	200	G1: Delirium treatment within 24 hrs (n=102) G2: No delirium treatment, or treatment after 24 hrs (n=98)	No funding	Age G1: 58 (17) G2: 62 (15)	NR	NR	Adults in an ICU with a documented positive delirium screen at time of mechanical ventilation
Public psychiatric hospital, U.S.	24 hrs			Female G1: 53 G2: 53			
Retrospective cohort study				Non-white: NR			
Richards et al., 1998 ²⁸	202	G1: Droperidol, 2.5 mg i.v. (when weight <50 kg) or 5 mg i.v. (when weight >50 kg) ^c (n=102) G2: Lorazepam, 2 mg i.v. (when weight <50 kg) or 4 mg i.v. (when weight >50 kg) ^c (n=100)	NR	Age Overall: 33.9 (10.5) G1: 33.2 (10.2) G2: 34.6 (10.8)	Mental illness diagnoses NR, but toxicology tests positive for following substances:	NR	Acutely agitated adult ED patients with violent, controlled, or uncontrolled muscular movement placing themselves and staff at danger and requiring constant supervision
RCT (parallel)	60 mins			Percent female Overall: 38.1 G1: 39.2 G2: 37.0	Methamphetamine Overall: 72.3 G1: 70.6 G2: 74.0 Cocaine Overall: 13.9 G1: 15.7 G2: 12.0 Ethanol Overall: 48.5 G1: 49.0 G2: 48.0		
Large urban university ED, U.S.				Percent non-white Overall: 30.7 G1: 31.4 G2: 30			

Table E5. Detailed study characteristics: Medication protocols (continued)

Author, Year							
Study Design	N of Patients^a	Intervention and Comparator Details (e.g., Medication Dose)	Funding Source	Age: Mean (SD)	Psychiatric Diagnoses (%)	Total Sample Mean Baseline Severity of Psychiatric Symptomatology	Brief Summary of Population
Clinical Setting, Country	Duration of Study^b			Percent Female Percent Non-White			
Trial (if Named)							
Thapa et al., 2003 ²⁹	437	G1: After hospital-wide policy banning PRN medications	Foundation/non-profit, government	Age G1: 38 (11.5) G2: 35.5 (11)	Axis I diagnoses Psychosis G1: 40 G2: 46	NR	Newly admitted adults to psychiatric units
Public psychiatric hospital, U.S.	6 months	G2: Before hospital-wide policy banning PRN medication		Female G1: 55 G2: 53	Bipolar disorder G1: 8.5 ^d G2: 22		
Single-group pre/post study				Non-white: G1: 31 G2: 30	Depressive disorder G1: 23 G2: 22 Substance abuse or dependence G1: 9 G2: 5 Other G1: 10 G2: 6		
					Axis II diagnoses Antisocial personality disorder G1: 8 G2: 9 Borderline personality disorder G1: 10 G2: 11 Cluster B traits G1: 6 G2: 8		

Table E5. Detailed study characteristics: Medication protocols (continued)

Author, Year							
Study Design	N of Patients ^a	Intervention and Comparator Details (e.g., Medication Dose)	Funding Source	Age: Mean (SD)	Psychiatric Diagnoses (%)	Total Sample Mean Baseline Severity of Psychiatric Symptomatology	Brief Summary of Population
Clinical Setting, Country	Duration of Study ^b			Percent Female Percent Non-White			
Trial (if named)							
Thapa et al., 2003 ²⁹ (continued)					Other Axis II diagnosis G1: 4 G2: 2 Mental retardation G1: 7 G2: 6 Overall G1: 69 G2: 70		
Villari et al., 2008 ³⁰ NRCT Psychiatric emergency service (in-hospital), Italy	101 72 hours	G1: Risperidone (2-6 mg/day PO) (n=27) G2: Olanzapine (10-20 mg/day PO) (n=24) G3: Quetiapine (300-800 mg/day PO) (n=22) G4: Haloperidol (5-15 mg/day PO) (n=28)	Foundation/non-profit	Age G1: 39.2 (12.7) G2: 41.5 (12.2) G3: 41.2 (15.2) G4: 39.8 (9.0) Female G1: 44.4 G2: 37.5 G3: 59.1 G4: 39.3 Percent non-white: NR	Schizophrenia G1: 30 G2: 46 G3: 32 G4: 40 Schizoaffective disorder G1: 7 G2: 0 G3: 27 G4: 11 Brief psychotic disorder G1: 48 G2: 16 G3: 18 G4: 32	Mean (SD) BPRS: 59.3 (11.8) SOAS: 8.0 (7.1) CGI-S: 5.1 (1.1)	Psychotic adult inpatients requiring emergency medication for control of agitation

Table E5. Detailed study characteristics: Medication protocols (continued)

Author, Year							
Study Design	N of Patients ^a	Intervention and Comparator Details (e.g., Medication Dose)	Funding Source	Age: Mean (Sd)	Psychiatric Diagnoses (%)	Total Sample Mean Baseline Severity of Psychiatric Symptomatology	Brief Summary of Population
Clinical Setting, Country	Duration of Study ^b			Percent Female Percent Non-White			
Trial (if named)							
Villari et al., 2008 ³⁰ (continued)					Delusional disorder G1: 15 G2: 27 G3: 14 G4: 7 Bipolar I disorder G1: 0 G2: 21 G3: 9 G4: 11		
Wilhelm et al., 2008 ³¹ NRCT Psychiatric or forensic hospitals (n=102), Germany IMPULSE	558 6 days ^d	G1: Olanzapine ^e (n=390) G2: Non-olanzapine medication ^e (n=168) G3: Risperidone ^e (n=72) G4: Non-risperidone medication ^e (n=486) G5: Haloperidol ^e (n=132) G6: Non-haloperidol medication ^e (n=426)	Industry (pharmaceutical)	Age, median (range) Overall: 38 (18 to 93) G1: 37 (18 to 93) G2: 39 (19 to 84) G3: 40 (19 to 87) G4: 38 (18 to 93) G5: 39 (18 to 93) G6: 38 (18 to 90) Percent female Overall: 36.7 G1: 39.2 G2: 31.0 G3: 36.1 G4: 36.8 G5: 29.5 G6: 39.0	Primary psychiatric diagnoses ^f Schizophrenia spectrum disorders Overall: 59.1 G1: 55.1 vs. G2: 68.5 G3: 69.4 vs. G4: 57.6 G5: 69.7 vs. G6: 55.9 Substance use disorders Overall: 17.6 G1: 17.7 vs. G2: 17.3 G3: 9.7 vs. G4: 18.7 G5: 17.4 vs. G6: 17.6	PANSS-EC, mean (SD) G1: 24.9 (6.0) G2: 25.6 (5.8) G3: 25.2 (5.1) G4: 25.1 (6.0) G5: 26.5 (5.2) G6: 24.7 (6.1) CGI-A: % of patients with scores $\geq 3^h$ G1: 73.3 G2: 78.0 G3: 81.9 G4: 73.7 G5: 80.3 G6: 73.0	Adult inpatients newly admitted to a psychiatric or forensic hospital (2.3%) with psychiatric disorders and presenting with agitation with or without aggression and requiring antipsychotic treatment

Table E5. Detailed study characteristics: Medication protocols (continued)

Author, Year								
Study Design	N of Patients ^a	Intervention and Comparator Details (e.g., Medication Dose)	Funding Source	Age: Mean (SD)	Percent Female	Psychiatric Diagnoses (%)	Total Sample Mean Baseline Severity of Psychiatric Symptomatology	Brief Summary of Population
Clinical Setting, Country	Duration of Study ^b			Percent Non-White				
Trial (if named)								
Wilhelm et al., 2008 ³¹ (continued)				Percent non-white: NR		Mood (affective) disorders Overall: 15.8 G1: 20.5 vs. G2: 4.8 G3: 5.6 vs. G4: 17.3 G5: 11.4 vs. G6: 17.1 Adult personality and behavior disorders Overall: 15.8 G1: 17.2 vs. G2: 10.1 G3: 13.9 vs. G4: 15.2 G5: 3.0 vs. G6: 18.8 Organic disorders, including symptomatic mental disorders Overall: 12.4 G1: 10.0 vs. G2: 17.9 G3: 19.4 vs. G4: 11.3 G5: 14.4 vs. G6: 11.7 Other disorders ^g Overall: 10.2 G1: 11.0 vs. G2: 8.3 G3: 11.1 vs. G4: 10.1 G5: 3.8 vs. G6: 12.2	CGI-SS: % of patients with scores $\geq 3^h$ G1: 20.3 G2: 25.6 G3: 23.6 G4: 21.6 G5: 23.7 G6: 21.4	

Table E5. Detailed study characteristics: Medication protocols (continued)

Author, Year							
Study Design Clinical Setting, Country Trial (if named)	N of Patients ^a Duration of Study ^b	Intervention and Comparator Details (e.g., Medication Dose)	Funding Source	Age: Mean (Sd)		Total Sample Mean Baseline Severity of Psychiatric Symptomatology	Brief Summary of Population
				Percent Female	Percent Non-White		
Wilhelm et al., 2008 ³¹ (continued)						Comorbid substance use disorder Nicotine Overall: 43.2 G1: 44.1 vs. G2: 41.1 G3: 38.9 vs. G4: 43.8 G5: 37.9 vs. G6: 44.8 Alcohol Overall: 18.5 G1: 17.4 vs. G2: 20.8 G3: 15.3 vs. G4: 18.9 G5: 18.9 vs. G6: 18.3 Illicit drugs Overall: 14.9 G1: 15.1 vs. G2: 14.3 G3: 12.5 vs. G4: 15.2 G5: 18.2 vs. G6: 13.8	

^a Total number of randomized or enrolled participants at baseline in relevant arms of trial.

^b Describes the entire study from baseline through post-intervention or longer-term follow-up.

^c Dosages of study drugs were selected based on patients' weight, which was visually estimated by the treating clinician.²⁸

^d The percentage of patients with a diagnosis of bipolar disorder was not reported in the study article, the result of an unintentional omission. Also, the percentages of patients with different Axis I diagnoses do not add up to 100%, and the N of patients do not add up to the total N of included admissions (224), reflecting error(s) in reporting.²⁹

^e The study followed enrolled patients over the first 6 days of their hospitalizations. Baseline was day 1, and the following 5 days (days 2-6) represented the follow-up period.³¹

^f Patients' antipsychotic treatment was categorized as including any olanzapine or not (Olz or non-Olz), including any risperidone or not (Ris or non-Ris), and including any haloperidol or not (Hal or non-Hal). The Olz, Ris, and Hal cohorts thus overlap, because each cohort included all patients who received the respective drug in any amount and at any time throughout the 5-day study period.³¹

^g Behavioral and emotional disorders with onset usually occurring in childhood and adolescence; behavioral syndromes associated with physiological disturbances and physical factors; neurotic, stress-related and somatoform disorders; and mental retardation.³¹

^h CGI-A scores ≥ 3 correspond to at least a moderate level of aggression, and CGI-SS scores ≥ 3 correspond to patients who are at least moderately suicidal.³¹

BPRS = Brief Psychiatric Rating Scale; CGI = Clinical Global Impressions scale; CGI-A = Clinical Global Impression-Aggression subscale; CGI-S = Clinical Global Impressions Severity of Illness – Aggression; CGI-S = Clinical Global Impressions-Severity scale; CGI-SS = Clinical Global Impressions Severity of Illness – Suicidality; CI = confidence interval; DORM = undefined by study authors; ED = emergency department; G = group; GAF = General Assessment of Functioning scale; ICU = intensive care unit; i.m. = intramuscular; i.v. = intravenous; kg = kilogram; mg = milligram; mins = minutes; N = number; NOS = not otherwise specified; NR = not reported; NRCT = nonrandomized controlled trial; OAS = Overt Aggression Scale; PANSS = Positive and Negative Symptom Score; PANSS-EC = Positive and Negative Symptom Score - Excitability Component; PO = by mouth; PRN = pro re nata (as-needed); RCT = randomized controlled trial; SD = standard deviation; SE = standard error; SOAS = Staff Observation Aggression Scale-Revised; U.S. = United States; vs. = versus.

References for Appendix E

1. Bowers L, Nijman H, Allan T, et al. Prevention and management of aggression training and violent incidents on U.K. acute psychiatric wards. *Psychiatr Serv.* 2006 Jul;57(7):1022-6. PMID: 16816288.
2. Chang NA, Grant PM, Luther L, et al. Effects of a recovery-oriented cognitive therapy training program on inpatient staff attitudes and incidents of seclusion and restraint. *Community Ment Health J.* 2014 May;50(4):415-21. Epub: 2013/12/18. PMID: 24337473.
3. Laker C, Gray R, Flach C. Case study evaluating the impact of de-escalation and physical intervention training. *J Psychiatr Ment Health Nurs.* 2010 Apr;17(3):222-8. PMID: 20465771.
4. Smoot SL, Gonzales JL. Cost-effective communication skills training for state hospital employees. *Psychiatr Serv.* 1995 Aug;46(8):819-22. PMID: 7583484.
5. Abderhalden C, Needham I, Dassen T, et al. Structured risk assessment and violence in acute psychiatric wards: randomised controlled trial. *Br J Psychiatry.* 2008 Jul;193(1):44-50. Epub: 2008/08/14. PMID: 18700217.
6. van de Sande R, Nijman HL, Noorthoorn EO, et al. Aggression and seclusion on acute psychiatric wards: effect of short-term risk assessment. *Br J Psychiatry.* 2011 Dec;199(6):473-8. Epub: 2011/10/22. PMID: 22016437.
7. Bowers L, Brennan G, Flood C, et al. Preliminary outcomes of a trial to reduce conflict and containment on acute psychiatric wards: City Nurses. *J Psychiatr Ment Health Nurs.* 2006 Apr;13(2):165-72. Epub: 2006/04/13. PMID: 16608471.
8. Bowers L, Flood C, Brennan G, et al. A replication study of the City Nurse intervention: reducing conflict and containment on three acute psychiatric wards. *J Psychiatr Ment Health Nurs.* 2008 Nov;15(9):737-42. PMID: 18844799.
9. Currier GW, Farley-Toombs C. Datapoints: use of restraint before and after implementation of the new HCFA rules. *Psychiatr Serv.* 2002 Feb;53(2):138. Epub: 2002/02/01. PMID: 11821540.
10. D'Orio BM, Purselle D, Stevens D, et al. Reduction of episodes of seclusion and restraint in a psychiatric emergency service. *Psychiatr Serv.* 2004 May;55(5):581-3. Epub: 2004/05/07. PMID: 15128969.
11. Emmerson B, Fawcett L, Ward W, et al. Contemporary management of aggression in an inner city mental health service. *Australas Psychiatry.* 2007 Apr;15(2):115-9. Epub: 2007/04/28. PMID: 17464653.
12. Forster PL, Cavness C, Phelps MA. Staff training decreases use of seclusion and restraint in an acute psychiatric hospital. *Arch Psychiatr Nurs.* 1999 Oct;13(5):269-71. Epub: 1999/11/24. PMID: 10565060.
13. Hellerstein DJ, Staub AB, Lequesne E. Decreasing the use of restraint and seclusion among psychiatric inpatients. *J Psychiatr Pract.* 2007 Sep;13(5):308-17. Epub: 2007/09/25. PMID: 17890979.
14. Jonikas JA, Cook JA, Rosen C, et al. A program to reduce use of physical restraint in psychiatric inpatient facilities. *Psychiatr Serv.* 2004 Jul;55(7):818-20. Epub: 2004/07/03. PMID: 15232023.
15. Khadivi AN, Patel RC, Atkinson AR, et al. Association between seclusion and restraint and patient-related violence. *Psychiatr Serv.* 2004 Nov;55(11):1311-2. Epub: 2004/11/10. PMID: 15534024.
16. Melson J, Kane M, Mooney R, et al. Improving alcohol withdrawal outcomes in acute care. *Perm J.* 2014 Spring;18(2):e141-5. Epub: 2014/05/29. PMID: 24867561.
17. Pollard R, Yanasak EV, Rogers SA, et al. Organizational and unit factors contributing to reduction in the use of seclusion and restraint procedures on an acute psychiatric inpatient unit. *Psychiatr Q.* 2007

- Mar;78(1):73-81. Epub: 2006/11/15. PMID: 17102932.
18. Canatsey K, Roper JM. Removal from stimuli for crisis intervention: using least restrictive methods to improve the quality of patient care. *Issues Ment Health Nurs*. 1997 Jan-Feb;18(1):35-44. PMID: 9052099.
 19. Vaaler AE, Morken G, Flovig JC, et al. Effects of a psychiatric intensive care unit in an acute psychiatric department. *Nord J Psychiatry*. 2006;60(2):144-9. Epub: 2006/04/26. PMID: 16635934.
 20. Vaaler AE, Iversen VC, Morken G, et al. Short-term prediction of threatening and violent behaviour in an acute psychiatric intensive care unit based on patient and environment characteristics. *BMC Psychiatry*. 2011;11:44. Epub: 2011/03/23. PMID: 21418581.
 21. Veltro F, Falloon I, Vendittelli N, et al. Effectiveness of cognitive-behavioural group therapy for inpatients. *Clin Pract Epidemiol Ment Health*. 2006;2:16. PMID: 16859548.
 22. Veltro F, Vendittelli N, Oricchio I, et al. Effectiveness and efficiency of cognitive-behavioral group therapy for inpatients: 4-year follow-up study. *J Psychiatr Pract*. 2008 Sep;14(5):281-8. Epub: 2008/10/04. PMID: 18832959.
 23. Bieniek SA, Ownby RL, Penalver A, et al. A double-blind study of lorazepam versus the combination of haloperidol and lorazepam in managing agitation. *Pharmacotherapy*. 1998 Jan-Feb;18(1):57-62. PMID: 9469682.
 24. Dorevitch A, Katz N, Zemishlany Z, et al. Intramuscular flunitrazepam versus intramuscular haloperidol in the emergency treatment of aggressive psychotic behavior. *Am J Psychiatry*. 1999 Jan;156(1):142-4. Epub: 1999/01/19. PMID: 9892313.
 25. Georgieva I, Mulder CL, Noorthoorn E. Reducing seclusion through involuntary medication: a randomized clinical trial. *Psychiatry Res*. 2013 Jan 30;205(1-2):48-53. Epub: 2012/09/07. PMID: 22951334.
 26. Isbister GK, Calver LA, Page CB, et al. Randomized controlled trial of intramuscular droperidol versus midazolam for violence and acute behavioral disturbance: the DORM study. *Ann Emerg Med*. 2010 Oct;56(4):392-401 e1. Epub: 2010/09/28. PMID: 20868907.
 27. Michaud CJ, Thomas WL, McAllen KJ. Early pharmacological treatment of delirium may reduce physical restraint use: a retrospective study. *Ann Pharmacother*. 2014 Mar;48(3):328-34. Epub: 2013/11/22. PMID: 24259659.
 28. Richards JR, Derlet RW, Duncan DR. Chemical restraint for the agitated patient in the emergency department: lorazepam versus droperidol. *J Emerg Med*. 1998 Jul-Aug;16(4):567-73. PMID: 9696171.
 29. Thapa PB, Palmer SL, Owen RR, et al. PRN (as-needed) orders and exposure of psychiatric inpatients to unnecessary psychotropic medications. *Psychiatr Serv*. 2003 Sep;54(9):1282-6. PMID: 12954947.
 30. Villari V, Rocca P, Fonzo V, et al. Oral risperidone, olanzapine and quetiapine versus haloperidol in psychotic agitation. *Prog Neuropsychopharmacol Biol Psychiatry*. 2008 Feb 15;32(2):405-13. PMID: 17900775.
 31. Wilhelm S, Schacht A, Wagner T. Use of antipsychotics and benzodiazepines in patients with psychiatric emergencies: results of an observational trial. *BMC Psychiatry*. 2008;8:61. Epub: 2008/07/24. PMID: 18647402.

Appendix F. Summary of Findings for Pre-Post Studies, Not Rated for Risk of Bias

Intervention, Citation, Sample Size, Length of Followup	Population: Diagnosis Type, Country, Setting	Intervention: Components, Duration, Number of Patients	Comparator: Duration, Number of Patients	Outcomes: Benefits, Harms	Results
Staff Training Bowers et al., 2006 ¹ 5,384 ^a 31 months	Inpatients admitted to acute psychiatric units (one female-only, a second an assessment unit, and the remainder mixed-gender units serving specific localities) U.K. Acute admission psychiatric units (n=14) in 3 hospital sites (private or public status NR) ^b	PMVA training, 31 months ^c (n=NR) Components: PMVA training consisted of either five-day foundation course or one-day annual update course. Five-day course components: prediction, anticipation, and prevention of violence; reporting requirements; role of personal, environmental, and organizational factors in violence reduction; responses to aggression (de-escalation, communication skills, problem solving, and negotiation); and principles and practice of breakaway and manual-restraint skills. Update course components: Manual-restraint skills only	Usual care, 31 months ^c (n=NR)	Benefits: Physical aggression; Verbal aggression; Property damage Harms: NR	Statistically significant changes for five-day course in below outcomes (within week-specific timeframes): Greater physical aggression associated with training attendance in the same week (IRR=1.5, p<0.001); Greater verbal aggression associated with training attendance in the same week (IRR=1.34, p=0.042). No results reported for the five-day course within 4-week month timeframes. Statistically significant changes for update course in below outcomes (within 4-week month timeframes): Greater physical aggression associated with training attendance of the update course one month prior to the incident (IRR=1.17, p<0.001); <u>Less</u> verbal aggression one month prior to the incident (IRR=0.79, p=0.019), but greater verbal aggression associated with training attendance of the update course two months prior to the incident (IRR=1.13, p=0.026). Statistically significant changes for update course in below outcomes (within week-specific timeframes): Trend toward association of greater physical aggression with training attendance in the preceding week (p=NR).

Intervention, Citation, Sample Size, Length of Followup	Population: Diagnosis Type, Country, Setting	Intervention: Components, Duration, Number of Patients	Comparator: Duration, Number of Patients	Outcomes: Benefits, Harms	Results
Bowers et al., 2006 ¹ (continued)					<p>Greater physical aggression associated with training attendance three weeks prior (IRR=1.17, p=0.04), and four weeks prior to the incident (IRR=1.2, p=0.019); Greater verbal aggression associated with training attendance in the same week (IRR=1.21, p=0.038).</p> <p>The following outcomes did not have statistically significant decreases: No relationship between rates of property damage and previous five-day and update course attendance (p=NR).</p>
Staff training Chang et al., 2014 ²	Adult inpatients with a psychotic disorder	Recovery-oriented cognitive therapy staff training program, 4 months (n=NR)	Usual care, 4 months (n=NR)	Benefits: Seclusion and restraint incidents Harms: NR	Seclusion and restraint incidents declined from 19 in the 4 months prior to the intervention to 7 in the 4 months after, no statistical analyses due to limited number of cases
NR 8 months	U.S. Psychiatric hospital	<p>Components: Staff participated in an 8 hour CT-R workshop organized into 2-hour weekly sessions over 4 weeks (8 hours total). Each weekly session repeated 5 times to ensure all trainees could attend. Psychiatrists and the senior psychologist received a condensed version (4 hours total);</p> <p>Goals of program included: Promoting staff empathy, warmth, and genuineness and an understanding of challenging behaviors;</p>			

Intervention, Citation, Sample Size, Length of Followup	Population: Diagnosis Type, Country, Setting	Intervention: Components, Duration, Number of Patients	Comparator: Duration, Number of Patients	Outcomes: Benefits, Harms	Results
Chang et al., 2014 ² (continued)		Developing tools to allow staff to prevent patients' maladaptive behavior from escalating to the point of physical or chemical intervention			
Staff training Laker et al., 2010 ³ 195 ^d 12 months	Multiethnic inpatients admitted to a psychiatric ICU with schizophrenia-related, bipolar-related, or other conditions, many of whom also engaged in comorbid substance use U.K. Single psychiatric ICU	De-escalation and restraint training emphasizing prevention of aggressive incidents, 6 months (n=103 ^e) Components: NR	Usual care, 6 months (n=96 ^e)	Benefits: Overall rates of aggressive incidents; Proportions of aggressive incidents (severe incidents, any requiring HO management, and any requiring use of RT); Severity of aggressive incidents (defined dichotomously as "severe" or "not severe") ^f Harms: NR	Unadjusted outcomes not statistically significant, but all showed reductions post-intervention: Overall rate of aggressive incidents (from 89 incidents [79%] to 91 incidents [66%], IRR [95% CI] = 0.986 [0.754 to 1.29], p=0.92) Proportion of aggressive incidents classified as severe (from 89 incidents [79%] to 91 incidents [66%], OR [95% CI] = 0.577 [0.322 to 1.034], p=0.064) Proportion of aggressive incidents requiring need for use of RT (from 89 incidents [79%] to 91 incidents [66%], OR [95% CI] = 0.876 [0.442 to 1.735], p=0.704) Reduction in proportion of aggressive incidents requiring HO management by staff (from 89 incidents [79%] to 91 incidents [66%], OR [95% CI] = 0.517 [0.237 to 1.128], p=0.097) Only one statistically significant adjusted ^g outcome: Reduction in proportion of aggressive incidents requiring HO management by staff (from 89 incidents [79%] to 91 incidents [66%], OR [95% CI] = 0.398 [0.168 to 0.94], p=0.036)

Intervention, Citation, Sample Size, Length of Followup	Population: Diagnosis Type, Country, Setting	Intervention: Components, Duration, Number of Patients	Comparator: Duration, Number of Patients	Outcomes: Benefits, Harms	Results
Laker et al., 2010 ³ (continued)				Benefits: Cost of training Harms: NR	<p>Other adjusted⁹ outcomes not statistically significant, but all showed reductions post-intervention:</p> <p>Overall rate of aggressive incidents (1.7% lower post-training than pre-training, IRR [95% CI]=0.983 [0.74 to 1.3], p=0.905);</p> <p>Proportion of aggressive incidents classified as severe (from 48 [55%] to 44 [42%], OR [95% CI]=0.59 [0.29 to 1.19], p=0.142);</p> <p>Proportion of aggressive incidents requiring need for use of RT (from 45 [39%] to 51 [36%], OR [95% CI]=0.523 [0.226 to 1.209], p=0.129)</p> <p>Overall staff cost for training to the psychiatric ICU: £69,285.25 (see below for component costs) Cost of training all staff members: £12,555.00 Cost of trainers and facilities to provide training for psychiatric ICU, including extra 20% for costs of venue, overheads, trainer supervision, trainer appraisals, and initial training for trainers: £47,100.00^h Total costs of replacement psychiatric ICU staff while permanent staff were trained: £9,630.25</p>

Intervention, Citation, Sample Size, Length of Followup	Population: Diagnosis Type, Country, Setting	Intervention: Components, Duration, Number of Patients	Comparator: Duration, Number of Patients	Outcomes: Benefits, Harms	Results
Multimodal Bowers et al., 2006 ⁴ NR 15 months	NR U.K. two psychiatric wards in a hospital (private or public NR)	Nurse-led intervention, 12 months (n=NR) Components: Experienced psychiatric acute inpatient nurse delivered intervention; worked directly with unit staff 3 days per week to move toward low-conflict low-containment, high therapy nursing	Usual care, 3 months (n=NR)	Benefits: Verbal aggression; Physical aggression against self; Physical aggression against others; Seclusion rates; Restraint rates; Enforced i.m. medication use rates Harms: Suicide attempts	Statistically significant decreases in the below benefit outcomes: Verbal aggression (from 0.64 to 0.36 mean incidents per shift, p<0.001); physical aggression against self (0.03 to 0.01 mean incidents per shift, p=0.004); physical aggression towards others (0.10 to 0.08 mean incidents per shift, p=0.002) The following benefit and harm outcomes did not have statistically significant decreases: Seclusion (from 0.011 to 0.007 mean incidents per shift, p=0.51) restraint (from 0.039 to 0.032 mean incidents per shift, p=0.571) enforced i.m. medication use (from 0.035 to 0.031 mean incidents per shift, p=0.626) suicide attempt rates following implementation of the intervention (from 0.004 to 0.003 mean incidents per shift, p=0.9)

Intervention, Citation, Sample Size, Length of Followup	Population: Diagnosis Type, Country, Setting	Intervention: Components, Duration, Number of Patients	Comparator: Duration, Number of Patients	Outcomes: Benefits, Harms	Results
Multimodal Bowers et al., 2008 ⁵ NR 15 to 24 months ⁱ	NR U.K. Three acute admission psychiatric wards (private or public status NR) ^j	Nurse-led intervention, 3-12 months (n=NR) Components: Experienced psychiatric acute inpatient nurse delivered intervention; worked directly with unit staff 3 days per week to move toward low-conflict, low-containment, high therapy nursing	Usual care, 12 months (n=NR)	Benefits: Verbal aggression; Physical aggression against objects; Physical aggression against others; Physical aggression against self; Seclusion rates; Restraint rates; Enforced i.m. medication use rates Harms: Suicide attempt rates	Statistically significant decreases in below outcomes: Verbal aggression (from 0.56 to 0.44 mean incidents per shift, p=0.001); physical aggression against objects (from 0.14 to 0.09 mean incidents per shift, p=0.002); physical aggression against others (from 0.1 to 0.06 mean incidents per shift, p=0.001) seclusion rates (from 0.02 to 0.01 mean incidents per shift, p=0.019) restraint rates (from 0.06 to 0.03 mean incidents per shift, p=0.017) enforced i.m. medication use (from 0.069 to 0.04 mean incidents per shift, p=0.003) The following outcomes did not have statistically significant decreases: physical aggression against self (from 0.075 to 0.084 mean incidents per shift, p=0.232) suicide attempt rates (from 0.008 to 0.003 mean incidents per shift, p=0.098)

Intervention, Citation, Sample Size, Length of Followup	Population: Diagnosis Type, Country, Setting	Intervention: Components, Duration, Number of Patients	Comparator: Duration, Number of Patients	Outcomes: Benefits, Harms	Results
Multimodal Currier et al., 2002 ⁶ NR 6 months	Adult psychiatric inpatients U.S., Three units (General Adult Unit, Chemical Abuse Unit, Neurogeriatric Unit) in an academic psychiatric hospital	HCFA One-hour rule, 3 months (n=NR) Components: Face-to-face assessment within one hour of initiation of S/R Shortened interval between mandatory renewal orders Required specific staff training More stringent requirements for documentation	Usual care, 3 months prior to intervention (n=NR)	Benefits: Restraint use (episodes, duration) Harms: Injury to staff; Falls (on neurogeriatric unit)	General Adult Unit: Episodes of restraint decreased 85.0%, from 20 to 3, and mean duration decreased 72.1%, from 8.6 to 2.4 hours (both p's=NR) Chemical Abuse Unit: Episodes of restraint increased by 46.7%, from 15 to 22, while mean duration decreased 24.5%, from 11 to 8.3 hours (both p's=NR) Neurogeriatric Unit: Episodes of restraint decreased by 81.1%, from 37 to 7, and mean duration decreased 23.4%, from 4.7 to 3.6 hours (both p's=NR) No increase in rate of injuries to staff by patients, but significant increase in number of patient falls without injury on neurogeriatric unit (both p's=NR)
Multimodal D'Orio et al., 2004 ⁷ NR 18 months	Adult emergency service patients (35% substance use disorders, 25% psychotic disorders) U.S. Psychiatric emergency service	Comprehensive Plan, 9 months (n=NR) Components: Implementation of a response team for behavioral emergencies (code team) Staff training in the preventive management of aggressive behavior with an emphasis on development of verbal de-escalation	Usual care, 9 months prior to intervention (n=NR)	Benefits: Seclusion and restraint use (episodes) Harms: NR	Mean episodes of seclusion and restraint per month decreased 41.5%, from 65 to 38 (p<0.001)

Intervention, Citation, Sample Size, Length of Followup	Population: Diagnosis Type, Country, Setting	Intervention: Components, Duration, Number of Patients	Comparator: Duration, Number of Patients	Outcomes: Benefits, Harms	Results
D'Orio et al., 2004 ⁷ (continued)		Implementation of modified versions of the Overt Agitation Severity and the Overt Aggression Scales to assist in patient risk assessment.			
Multimodal Emmerson et al., 2007 ⁸ NR 43 months	Adult psychiatric inpatients Australia Public mental health hospital	4T Aggression Management Strategy, 24 months (n=NR) Components: Team work: Human Error and Patient Safety Program (HEAPS) implemented; MD and unit manager identified patients at risk for aggression Training: Full-time aggression management trainer appointed; One day aggression management training for staff (83% completion) Treatment: New protocols instituted for PRN medication and "rapid tranquilization" Tools: New risk screening tool employed; personal duress alarm system installed for staff; full-time occupational therapy assistant hired for each ward HEAPS	Usual care, 19 months prior to intervention (n=NR)	Benefits: Aggressive behavior incidents Harms: Staff injuries; Medication adverse effects	Total aggressive incidents decreased by 40% in first year of intervention (p=NR). Average aggressive incidents per month decreased 25.4%, from 17 to 13 (p<0.01); Total number of staff injuries decreased by 56% in second year of intervention (p=NR). Average total number of monthly staff injuries decreased 41.8%, from 4 to 2.3, p<0.01); No significant increase in sedation related adverse effects (p=NR)

Intervention, Citation, Sample Size, Length of Followup	Population: Diagnosis Type, Country, Setting	Intervention: Components, Duration, Number of Patients	Comparator: Duration, Number of Patients	Outcomes: Benefits, Harms	Results
Multimodal Forster et al., 1999 ⁹ 5570 ^k 24 months	Patient clinical characteristics NR, but all evaluated in the Psychiatric Emergency Service or admitted for inpatient treatment U.S. Urban acute care, inpatient psychiatric hospital (Psychiatric Emergency Service and four locked inpatient wards)	Hospital-wide quality improvement effort combining hospital S&R policy review, staff training (including staff experiencing restraint firsthand), regular discussion of S&R on units, and hospital-wide publicity of effort, 12 months (n=3,010 ^l) Components: Creation of Management of Assaultive Behavior workgroup to evaluate hospital policies regarding S&R use and recommend changes, with full support by hospital administration; Mandatory full-day "prevention of assaultive behavior" course for all staff members with any patient contact: key components noted include charismatic program leader; having each staff member experience 5-point restraints first-hand; training in hands-on self-defense and optimal "containment" techniques to minimize risk of injury; treatment teams training together; and hospital administrators' active participation. 3) Weekly discussion items about S&R during local wards' team meetings and hospital-wide publicity charting ongoing progress of effort	Usual care, 12 months prior to intervention (n=2,560 ^m)	Benefits: Restraint use (rate); Seclusion or S&R (duration per episode) Harms: Staff injuries	All improvements (decreases) in outcomes: Total annual rate of restraint decreased 13.9% overall, from 2,379 episodes per 2,560 admissions, to 2,380 episodes per 3,010 admissions Average duration of seclusion or S&R per episode decreased 54.7%, from 13.9 hours/episode to 6.3 hours/episode Staff injuries reduced 18.8%, from 48 to 39 Statistical significance of pre/post changes not evaluated

Intervention, Citation, Sample Size, Length of Followup	Population: Diagnosis Type, Country, Setting	Intervention: Components, Duration, Number of Patients	Comparator: Duration, Number of Patients	Outcomes: Benefits, Harms	Results
Multimodal Hellerstein et al., 2007 ¹⁰ NR 87 months	Adult psychiatric inpatients U.S. Single unit (Community Services clinical unit) in public psychiatric hospital	Three-component intervention, 67 months (n=NR) Components: Policy change to limit S/R to 2 hours before a new order required Education of staff on identification of at risk patients and early intervention options Use of Coping Agreement questionnaire to assess patient preference for dealing with agitation	Usual care, 20 months prior to intervention (n=NR)	Benefits: Restraint use (number of patients, duration, duration rate); Seclusion use (number of patients, duration, duration rate) Harms: NR	Mean number of patients restrained per month decreased 47.4%, from 0.19 to 0.1 (p=NR) Total hours of patients restrained/month decreased 70.3%, from 1.5 to 0.4 (p=NR) Mean number of patients secluded per month decreased 75.5%, from 2.3 to 0.6 (p=NR) Total hours patients secluded per month decreased 95.0%, from 28.9 to 1.5 (p=NR)
Multimodal Jonikas et al., 2004 ¹¹ NR 30 months	Adult psychiatric inpatients; majority with mood or psychotic disorder U.S. Two units (General Psychiatry, Clinical Research) of a university hospital	Two-component intervention to reduce restraints, 15 months (n=NR) Components: Advance crisis management training to teach patients how to determine personal triggers and staff to collaboratively create individualized crisis management plans Nonviolent crisis intervention training (per Crisis Prevention Institute, Inc.) to teach staff to recognize factors precipitating crisis and management of aggressive behaviors	Usual care, 15 months prior to intervention (n=NR)	Benefits: Restraint rate (patient hours per quarter) Harms: NR	General Psychiatry Unit: 85% decrease in restraint rate one quarter after both trainings; 99% decrease two quarters after both trainings (both p's=NR) Clinical Research Unit: 51% decrease in restraint rate in first quarter after crisis management training; 49% decrease in restraint rate in second quarter after crisis intervention training (both p's=NR)

Intervention, Citation, Sample Size, Length of Followup	Population: Diagnosis Type, Country, Setting	Intervention: Components, Duration, Number of Patients	Comparator: Duration, Number of Patients	Outcomes: Benefits, Harms	Results
Multimodal Khadivi et al., 2004 ¹² NR 24 months	Adult psychiatric inpatients U.S. Large, inner city community hospital with academic affiliation	JCAHO standards, no date provided, 12 months (n=NR) Components: Staff education: focus on early recognition of agitation and early intervention Addition of history of inpatient violence to admission forms Continuous nursing monitoring to minimize duration of seclusion and restraint episodes Post-episode debriefing of staff and patient, senior nurse and physician review of each episode	Usual care, 12 months prior to intervention (n=NR)	Benefits: Seclusion and restraint (episodes); Harms: Assaults (on staff, patients); Self-destructive behavior	Episodes of seclusion and restraint decreased from 310 to 148 (p<0.01) Assaults on staff increased from 31 to 83 (p<0.01) Assaults on patients increased from 67 to 85 (p<0.05) Self-destructive behavior decreased from 27 to 24 (p=NS)
Multimodal Melson et al., 2014 ¹³ 462 54 months	Adult inpatients (with and without DT) U.S. General medical hospital	Alcohol withdrawal care management guideline, 12 months (n=NR) – AUDIT-PC added to all nursing assessments to screen for alcohol withdrawal risk Components: If AUDIT-PC score 5 or higher, CIWA-Ar administered If CIWA-Ar score 8 or below patient monitored for symptoms If CIWA-Ar score 9 or greater treatment algorithm followed	Usual care, 9 months prior to intervention (n=NR)	Benefits: Restraint use (in patients with DT) Harms: NR	Restraint use decreased post-intervention after 15 months from 60.4% to 44.4% (p=NS)

Intervention, Citation, Sample Size, Length of Followup	Population: Diagnosis Type, Country, Setting	Intervention: Components, Duration, Number of Patients	Comparator: Duration, Number of Patients	Outcomes: Benefits, Harms	Results
Multimodal Pollard et al., 2007 ¹⁴	Adult psychiatric inpatients	JCAHO 2000 standards, 18 months (n=NR)	Usual care, 28 months prior to intervention (n=NR)	Benefits: Seclusion and restraint hours (both per patient and overall hours), risk adjusted by acuity; Critical incidents in 24 hours	Mean S/R hours decreased 69.2%, from 182 to 56 (p<0.001)
NR 46 months	U.S. Veteran's Administration Hospital (public psychiatric hospital)	Components: Facility policies and procedures updates to reflect expanded leadership involvement in S/R usage (including review of all episodes of restraint) Senior leadership commitment to a restraint free environment expressed through videotapes Discussions between leadership and staff about alternatives to S/R, exploration of staff concerns Positive feedback for use of alternative strategies Committee to identify opportunities for improvement of care and patient safety Review of performance data by clinical executive committee and leadership review of all episodes of behavioral restraints for appropriateness and documentation		Harms: NR	Hours in S/R per patient decreased 68.6%, from 8.6 to 2.7 (p<0.001) Critical incidents in 24 hours decreased 36.4%, from a mean of 1.1 to 0.7 (p=0.004)

Intervention, Citation, Sample Size, Length of Followup	Population: Diagnosis Type, Country, Setting	Intervention: Components, Duration, Number of Patients	Comparator: Duration, Number of Patients	Outcomes: Benefits, Harms	Results
Environmental or Psychotherapeutic Canatsey et al., 1997 ¹⁵ 1,031 ^f 24 months	Veteran inpatients in a psychiatric ICU involuntarily after being assessed as dangerous to self or to others, or gravely disabled (unable to provide own food, clothing, or shelter) U.S., psychiatric ICU in Veterans Affairs Medical Center hospital	Practice change initiative to prioritize removal from stimuli (RFS) before seclusion or S&R for verbally and physically threatening patients, 15 months (n=NR) Components: Applied to patients if they were cooperative and did not sustain their behaviors; Patients placed in a bare seclusion room, but with an unlocked door (which would be locked during seclusion) to facilitate communication with staff; Length of use varies widely, but averages several hours; Door can be locked to seclude patient if unwilling to voluntarily remain in RFS, and both S&R can also be applied in a crisis	Usual care, 9 months (n=NR) Components: Consistently placing verbally threatening patients in seclusion and physically threatening and/or assaultive patients in four-point restraints and seclusion	Benefits: Use of seclusion or S&R (incidents)	Overall, statistically significantly lower percentage of patients receiving seclusion and S&R in the post period (October 1993 through December 1994) than in the pre period (January through September 1993) (34% versus 54%, respectively, p<0.05). Benchmark goal of ≥90% of RFS successfully de-escalating patients without subsequent need for seclusion or S&R uses achieved in 10 of 15 months after RFS initiative started. Complete effectiveness (100%) was achieved in three of 15 months. However, erratic decline in meeting this benchmark in last two months of post-period (November and December 1994) because seclusion or S&R was used more consistently as an intervention for aggressive behavior than RFS; see below: June – December 1994 Monthly uses of restraint versus RFS, mean (SD) (range) G1: 13.7 (4.7) (6 to 20) versus 11.3 (6.2) (7 to 25) G2: NR Within-group p (G1 only)=0.05

Intervention, Citation, Sample Size, Length of Followup	Population: Diagnosis Type, Country, Setting	Intervention: Components, Duration, Number of Patients	Comparator: Duration, Number of Patients	Outcomes: Benefits, Harms	Results
Environmental or Psychotherapeutic Group Vaaler et al., 2006 ^{16,17} 118 41 weeks (40 weeks 5 days, to be exact)	Adult psychiatric inpatients determined to be in need of psychiatric ICU stay by physician on duty Norway, public psychiatric hospital	Segregation nursing in closed-door psychiatric ICU (at least 3 days), 3 years	Segregation nursing in open-door psychiatric ICU (at least 3 days), 1 year	Benefits: Violent or threatening incidents (incidents, patients); Change in aggression risk scores from baseline; Mechanical restraint (incidents) Harms: Serious suicide attempts	Fewer patients with violent or threatening incidents in closed-door psychiatric ICU than in open-door psychiatric ICU (3 versus 10), but difference nonsignificant (unadjusted p=0.08) Significantly fewer violent or threatening incidents in closed-door psychiatric ICU than in open-door psychiatric ICU (3 versus 19) (adjusted p<0.05) ^o Change (reduction) in BVC aggression risk from baseline significantly greater in closed-door psychiatric ICU than in open-door psychiatric ICU (-0.61 versus -0.11) (adjusted p<0.05) No difference in incidents of mechanical restraint (2 in closed-door and open-door psychiatric ICU) Single serious suicide attempt after implementation of closed-door psychiatric ICU, but none in open-door psychiatric ICU

Intervention, Citation, Sample Size, Length of Followup	Population: Diagnosis Type, Country, Setting	Intervention: Components, Duration, Number of Patients	Comparator: Duration, Number of Patients	Outcomes: Benefits, Harms	Results
Environmental or Psychotherapeutic Intervention Veltro et al., 2006 ^{18,19} 733 4 years	Adult psychiatric inpatients diagnosed with various mental illnesses, primarily schizophrenia and mood disorders Italy General hospital psychiatric inpatient unit	Cognitive-behavioral group therapy for inpatients (years 1-4) (n=583) Components: Manual-based inpatient therapy program designed to: Teach patients to identify early warning signs of exacerbations and impending recurrences; Emphasize the importance of optimal medication adherence; Instruct patients in effective interpersonal communication and structured problem solving skills; Help patients clarify personal goals and prepare for adjustments after leaving hospital, with homework assignments given to patients during sessions	Usual care (year 0) (n=150)	Benefits: Frequency of aggressive and violent behaviors on unit (measured indirectly using NIMH ward atmosphere scale ^p); Physical restraint (incidents) Harms: NR	Ward atmosphere, mean (SD) G1 (year 4): 1.3 (0.6) G1 (year 3): 1.2 (0.5) G1 (year 2): 1.3 (0.8) G1 (year 1): 2.3 (1.1) G2 (year 0): 2.8 (1.2) Statistically significant improvement in ward atmosphere between the baseline period (year 0) and intervention period (years 1-4) (p<0.001). Physical restraints used five times in year 0, and only once each year of the intervention period (years 1-4) (p=NR)
Medication Protocol Thapa et al., 2003 ²⁰ 437 6 months	Newly admitted adults to psychiatric units U.S. Public psychiatric hospital	Hospital-wide policy banning PRN orders for psychotropic medications, 3 months (n=219)	Usual care, 3 months (n=218)	Benefits: Restraint (incidents); Seclusion (incidents, duration) Harms: Employee injuries	Fewer incidents of seclusion (14.6% reduction, from 48 to 41) and restraint (50.0% reduction, from 8 to 4) after new policy, although the mean duration of seclusion was 46.6% higher (13.1 versus 19.2 hours). None of these observed differences were statistically significant (all p's=NR). Fewer employee injuries (14.3% reduction, from 14 to 12, p=NR).

^aNumber of admissions analyzed in the sample, although unclear how many of these represent unique patients.¹

^b The study's assessment unit closed in mid-2003, so its data only encompass about a year of the study period.¹

^c Entire study duration varied by individual units because of differing study periods across the three enrolled hospitals. The study period was 14 months for the five units in Refuge Hospital (began using the proprietary incident recording system mid-study) and about a year for the assessment unit (closed in mid-2003).¹

^d Reflects the N of unique patients admitted to the psychiatric ICU during the study period, in contrast with the sum of Ns reported in Table 1, which includes patients on the unit in both the pre- and post-intervention periods.³

^e Ns during pre- and post-intervention periods include three patients who were present during both periods.³

^f Aggressive incidents defined as "severe" when they involved the following outcomes: seclusion, high dependency area (extra care area), two-to-one nursing, one-to-one nursing, and rapid tranquilization (RT); need for use of RT; or need for hands-on (HO) management by staff. In contrast, "not severe" incidents involved the following outcomes: patient receiving time out, spoken to about their behavior, escorted to day area, or apologizing for behavior.³

^g ORs adjusted for covariates expected to be associated with violent incidents: age, gender, ethnicity, diagnosis, and substance use.³

^h Total cost of trainers and facilities was a conservative estimate and did not cover ongoing management costs.³

ⁱ Length of follow-up in the intervention group varied by specific unit, but control groups' follow-up periods were presumably the entire length of the longest intervention period.⁵

^j Two units (Wards 3 and 4) originally accepted into the project, but Ward 4 was removed from the project during the intervention period and replaced by a third unit, Ward 5.⁵

^k Reflects total number of admissions during the course of the study, but unclear how many of these admissions were for patients being readmitted to the study hospital.⁹

^l Reflects number of admissions during the *post*-intervention phase of the study, but unclear how many of these admissions were for patients being readmitted to the study hospital.⁹

^m Reflects number of admissions during the *pre*-intervention phase of the study, but unclear how many of these admissions were for patients being readmitted to the study hospital.⁹

ⁿ Unclear how many unique, unduplicated patients admitted to the psychiatric ICU were included in the study sample.¹⁵

^o P-value adjusted for BVC scores, physicians' prediction scores (0-4, with higher scores indicating increasing assumed probability of violent or threatening incidents), and diagnoses of schizophrenia or substance abuse disorder.^{16,17}

^p This study's ward atmosphere scale is nurse-rated and assesses communication among patients and professionals, presence or absence of aggressive or violent behavior, and presence of bizarre behavior on a five-point scale. Scores include: 1 = white, if the atmosphere is excellent, 2 = green, if the atmosphere is acceptable, 3 = yellow, if there are one or more patients with disturbing behavior that is not alarming, 4 = orange, if there are one or more patients with disturbing behavior that requires immediate interventions but coercion is not necessary, and 5 = red, if there are one or more patients with disturbing behavior that requires interventions with coercion and physical restraint.^{18,19}

AUDIT-PC = Alcohol Use Disorders Identification Test-Piccinelli Consumption; BVC = Broset Violence Checklist; CI = confidence interval; CIWA-Ar = Clinical Institute Withdrawal Assessment of Alcohol Scale; DT = delirium tremens; G = group; ICU = intensive care unit; i.m. = intramuscular; IRR = incident rate ratio; JCAHO = Joint

Commission on Accreditation of Healthcare Organizations; MD = physician; n or N = number; NIMH = National Institutes of Mental Health; NR = not reported; OR = odds ratio; PMVA = Prevention and Management of Violence and Aggression; PRN = pro re nata (as-needed); S/R = seclusion or restraints; S&R = seclusion and restraints; SD = standard deviation; U.K. = United Kingdom; U.S. = United States

Appendix F References

1. Bowers L, Nijman H, Allan T, et al. Prevention and management of aggression training and violent incidents on U.K. acute psychiatric wards. *Psychiatr Serv.* 2006 Jul;57(7):1022-6. PMID: 16816288.
2. Chang NA, Grant PM, Luther L, et al. Effects of a recovery-oriented cognitive therapy training program on inpatient staff attitudes and incidents of seclusion and restraint. *Community Ment Health J.* 2014 May;50(4):415-21. Epub: 2013/12/18. PMID: 24337473.
3. Laker C, Gray R, Flach C. Case study evaluating the impact of de-escalation and physical intervention training. *J Psychiatr Ment Health Nurs.* 2010 Apr;17(3):222-8. PMID: 20465771.
4. Bowers L, Brennan G, Flood C, et al. Preliminary outcomes of a trial to reduce conflict and containment on acute psychiatric wards: City Nurses. *J Psychiatr Ment Health Nurs.* 2006 Apr;13(2):165-72. Epub: 2006/04/13. PMID: 16608471.
5. Bowers L, Flood C, Brennan G, et al. A replication study of the City Nurse intervention: reducing conflict and containment on three acute psychiatric wards. *J Psychiatr Ment Health Nurs.* 2008 Nov;15(9):737-42. PMID: 18844799.
6. Currier GW, Farley-Toombs C. Datapoints: use of restraint before and after implementation of the new HCFA rules. *Psychiatr Serv.* 2002 Feb;53(2):138. Epub: 2002/02/01. PMID: 11821540.
7. D'Orio BM, Purselle D, Stevens D, et al. Reduction of episodes of seclusion and restraint in a psychiatric emergency service. *Psychiatr Serv.* 2004 May;55(5):581-3. Epub: 2004/05/07. PMID: 15128969.
8. Emmerson B, Fawcett L, Ward W, et al. Contemporary management of aggression in an inner city mental health service. *Australas Psychiatry.* 2007 Apr;15(2):115-9. Epub: 2007/04/28. PMID: 17464653.
9. Forster PL, Cavness C, Phelps MA. Staff training decreases use of seclusion and restraint in an acute psychiatric hospital. *Arch Psychiatr Nurs.* 1999 Oct;13(5):269-71. Epub: 1999/11/24. PMID: 10565060.
10. Hellerstein DJ, Staub AB, Lequesne E. Decreasing the use of restraint and seclusion among psychiatric inpatients. *J Psychiatr Pract.* 2007 Sep;13(5):308-17. Epub: 2007/09/25. PMID: 17890979.
11. Jonikas JA, Cook JA, Rosen C, et al. A program to reduce use of physical restraint in psychiatric inpatient facilities. *Psychiatr Serv.* 2004 Jul;55(7):818-20. Epub: 2004/07/03. PMID: 15232023.
12. Khadivi AN, Patel RC, Atkinson AR, et al. Association between seclusion and restraint and patient-related violence. *Psychiatr Serv.* 2004 Nov;55(11):1311-2. Epub: 2004/11/10. PMID: 15534024.
13. Melson J, Kane M, Mooney R, et al. Improving alcohol withdrawal outcomes in acute care. *Perm J.* 2014 Spring;18(2):e141-5. Epub: 2014/05/29. PMID: 24867561.
14. Pollard R, Yanasak EV, Rogers SA, et al. Organizational and unit factors contributing to reduction in the use of seclusion and restraint procedures on an acute psychiatric inpatient unit. *Psychiatr Q.* 2007 Mar;78(1):73-81. Epub: 2006/11/15. PMID: 17102932.
15. Canatsey K, Roper JM. Removal from stimuli for crisis intervention: using least restrictive methods to improve the quality of patient care. *Issues Ment Health Nurs.* 1997 Jan-Feb;18(1):35-44. PMID: 9052099.
16. Vaaler AE, Morken G, Flovig JC, et al. Effects of a psychiatric intensive care unit in an acute psychiatric department. *Nord J Psychiatry.* 2006;60(2):144-9. Epub: 2006/04/26. PMID: 16635934.
17. Vaaler AE, Iversen VC, Morken G, et al. Short-term prediction of threatening and

- violent behaviour in an acute psychiatric intensive care unit based on patient and environment characteristics. *BMC Psychiatry*. 2011;11:44. Epub: 2011/03/23. PMID: 21418581.
18. Veltro F, Falloon I, Vendittelli N, et al. Effectiveness of cognitive-behavioural group therapy for inpatients. *Clin Pract Epidemiol Ment Health*. 2006;2:16. PMID: 16859548.
19. Veltro F, Vendittelli N, Oricchio I, et al. Effectiveness and efficiency of cognitive-behavioral group therapy for inpatients: 4-year follow-up study. *J Psychiatr Pract*. 2008 Sep;14(5):281-8. Epub: 2008/10/04. PMID: 18832959.
20. Thapa PB, Palmer SL, Owen RR, et al. PRN (as-needed) orders and exposure of psychiatric inpatients to unnecessary psychotropic medications. *Psychiatr Serv*. 2003 Sep;54(9):1282-6. PMID: 12954947.