

AHRQ Healthcare Horizon Scanning System – Potential High Impact Interventions Report

Priority Area 11: Peptic Ulcer Disease and Dyspepsia

Prepared for:

Agency for Healthcare Research and Quality
U.S. Department of Health and Human Services
540 Gaither Road
Rockville, MD 20850
www.ahrq.gov

Contract No. HHSA290201000006C

Prepared by:

ECRI Institute
5200 Butler Pike
Plymouth Meeting, PA 19462

June 2012

Statement of Funding and Purpose

This report incorporates data collected during implementation of the Agency for Healthcare Research and Quality (AHRQ) Healthcare Horizon Scanning System by ECRI Institute under contract to AHRQ, Rockville, MD (Contract No. HHSA290201000006C). The findings and conclusions in this document are those of the authors, who are responsible for its content, and do not necessarily represent the views of AHRQ. No statement in this report should be construed as an official position of AHRQ or of the U.S. Department of Health and Human Services.

This report's content should not be construed as either endorsements or rejections of specific interventions. As topics are entered into the System, individual topic profiles are developed for technologies and programs that appear to be close to diffusion into practice in the United States. Those reports are sent to various experts with clinical, health systems, health administration, and/or research backgrounds for comment and opinions about potential for impact. The comments and opinions received are then considered and synthesized by ECRI Institute to identify interventions that experts deemed, through the comment process, to have potential for high impact. Please see the methods section for more details about this process. This report is produced twice annually and topics included may change depending on expert comments received on interventions issued for comment during the preceding 6 months.

A representative from AHRQ served as a Contracting Officer's Technical Representative and provided input during the implementation of the horizon scanning system. AHRQ did not directly participate in horizon scanning, assessing the leads for topics, or providing opinions regarding potential impact of interventions.

Disclaimer Regarding 508-Compliance

Individuals using assistive technology may not be able to fully access information in this report. For assistance contact info@ahrq.gov.

Financial Disclosure Statement

None of the individuals compiling this information has any affiliations or financial involvement that conflicts with the material presented in this report.

Public Domain Notice

This document is in the public domain and may be used and reprinted without special permission. Citation of the source is appreciated.

Suggested citation: ECRI Institute. AHRQ Healthcare Horizon Scanning System Potential High Impact Interventions: Priority Area 11: Peptic Ulcer Disease and Dyspepsia. (Prepared by ECRI Institute under Contract No. HHSA290201000006C.) Rockville, MD: Agency for Healthcare Research and Quality. June 2012. <http://www.effectivehealthcare.ahrq.gov/reports/final.cfm>.

Preface

The purpose of the AHRQ Healthcare Horizon Scanning System is to conduct horizon scanning of emerging health care technologies and innovations to better inform patient-centered outcomes research investments at AHRQ through the Effective Health Care Program. The Healthcare Horizon Scanning System provides AHRQ a systematic process to identify and monitor emerging technologies and innovations in health care and to create an inventory of interventions that have the highest potential for impact on clinical care, the health care system, patient outcomes, and costs. It will also be a tool for the public to identify and find information on new health care technologies and interventions. Any investigator or funder of research will be able to use the AHRQ Healthcare Horizon Scanning System to select potential topics for research.

The health care technologies and innovations of interest for horizon scanning are those that have yet to diffuse into or become part of established health care practice. These health care interventions are still in the early stages of development or adoption, except in the case of new applications of already-diffused technologies. Consistent with the definitions of health care interventions provided by the Institute of Medicine and the Federal Coordinating Council for Comparative Effectiveness Research, AHRQ is interested in innovations in drugs and biologics, medical devices, screening and diagnostic tests, procedures, services and programs, and care delivery.

Horizon scanning involves two processes. The first is identifying and monitoring new and evolving health care interventions that are purported to or may hold potential to diagnose, treat, or otherwise manage a particular condition or to improve care delivery for a variety of conditions. The second is analyzing the relevant health care context in which these new and evolving interventions exist to understand their potential impact on clinical care, the health care system, patient outcomes, and costs. It is NOT the goal of the AHRQ Healthcare Horizon Scanning System to make predictions on the future use and costs of any health care technology. Rather, the reports will help to inform and guide the planning and prioritization of research resources.

We welcome comments on this Potential High Impact report. Send comments by mail to the Task Order Officer named in this report to: Agency for Healthcare Research and Quality, 540 Gaither Road, Rockville, MD 20850, or by e-mail to effectivehealthcare@ahrq.hhs.gov.

Carolyn M. Clancy, M.D.
Director
Agency for Healthcare Research and Quality

Jean Slutsky, P.A., M.S.P.H.
Director, Center for Outcomes and Evidence
Agency for Healthcare Research and Quality

Elise Berliner, Ph.D.
Task Order Officer
Center for Outcomes and Evidence
Agency for Healthcare Research and Quality

Contents

Executive Summary	ES-1
Background.....	ES-1
Methods	ES-1
Results.....	ES-2
Discussion.....	ES-2
Peptic Ulcer Disease and Dyspepsia Interventions	1
Helminthic Therapy for Treatment of Ulcerative Colitis	2
PerOral Endoscopic Myotomy for Treatment of Esophageal Achalasia	5
Teduglutide (Gattex) for Treatment of Short Bowel Syndrome.....	8
References	11

Figures

Figure 1. Overall High Impact Potential: Helminthic therapy for treatment of ulcerative colitis (TSO).....	3
Figure 2. Overall High Impact Potential: PerOral Endoscopic Myotomy for treatment of esophageal achalasia	6
Figure 3. Overall High Impact Potential: Teduglutide (Gattex) for treatment of short bowel syndrome	9

Executive Summary

Background

Horizon scanning is an activity undertaken to identify technological and system innovations that could have important impacts or bring about paradigm shifts. In the health care sector, horizon scanning pertains to identifying new (and new uses of existing) pharmaceuticals, medical devices, diagnostic tests and procedures, therapeutic interventions, rehabilitative interventions, behavioral health interventions, and public health and health promotion activities. In early 2010, the Agency for Healthcare Research and Quality (AHRQ) identified the need to establish a national Healthcare Horizon Scanning System to generate information to inform comparative-effectiveness research investments by AHRQ and other interested entities. AHRQ makes those investments in 14 priority areas. For purposes of horizon scanning, AHRQ's interests are broad and encompass drugs, devices, procedures, treatments, screening and diagnostics, therapeutics, surgery, programs, and care delivery innovations that address unmet needs. Thus, we refer to topics identified and tracked in the AHRQ Healthcare Horizon Scanning System generically as "interventions." The AHRQ Healthcare Horizon Scanning System implementation of a systematic horizon scanning protocol (developed between September 1 and November 30, 2010) began on December 1, 2010. The system is intended to identify interventions that purport to address an unmet need and are up to 7 years out on the horizon and then to follow them for up to 2 years after initial entry into the health care system. Since that implementation, more than 11,000 leads about topics have resulted in identification and tracking of more than 900 topics across the 14 AHRQ priority areas and one cross-cutting area.

Methods

As part of the Healthcare Horizon Scanning System activity, a report on interventions deemed as having potential for high impact on some aspect of health care or the health care system (e.g., patient outcomes, utilization, infrastructure, costs) is aggregated twice annually. Topics eligible for inclusion are those interventions expected to be within 0–4 years of potential diffusion (e.g., in phase III trials or for which some preliminary efficacy data in the target population are available) in the United States or that have just begun diffusing and that have completed an expert feedback loop.

The determination of impact is made using a systematic process that involves compiling information on topics and issuing topic drafts to a small group of various experts (selected topic by topic) to gather their opinions and impressions about potential impact. Those impressions are used to determine potential impact. Information is compiled for expert comment on topics at a granular level (i.e., similar drugs in the same class are read separately), and then topics in the same class of a device, drug, or biologic are aggregated for discussion and impact assessment at a class level for this report. The process uses a topic-specific structured form with text boxes for comments and a scoring system (1 minimal to 4 high) for potential impact in seven parameters. Participants are required to respond to all parameters.

The scores and opinions are then synthesized to discern those topics deemed by experts to have potential for high impact in one or more of the parameters. Experts are drawn from an expanding database ECRI Institute maintains of approximately 350 experts nationwide who were invited and agreed to participate. The experts comprise a range of generalists and specialists in the health care sector whose experience reflects clinical practice, clinical research, health care delivery, health business, health technology assessment, or health facility administration perspectives. Each expert uses the structured form to also disclose any potential intellectual or financial conflicts of interest (COI). Perspectives of an expert with a COI are balanced by perspectives of experts without COIs. No more than two experts with a possible COI are considered out of a total of the seven or eight

experts who are sought to provide comment for each topic. Experts are identified in the system by the perspective they bring (e.g., clinical, research, health systems, health business, health administration, health policy).

The topics included in this report had scores *and/or* supporting rationales at or above the overall average for all topics in this priority area that received comments by experts. Of key importance is that topic scores alone are not the sole criterion for inclusion—experts’ rationales are the main drivers for the designation of potentially high impact. We then associated topics that emerged as having potentially high impact with a further subcategorization of “lower,” “moderate,” or “higher” within the potential high impact range. As the Healthcare Horizon Scanning System grows in number of topics on which expert opinions are received, and as the development status of the interventions changes, the list of topics designated as potential high impact is expected to change over time. This report is being generated twice a year.

For additional details on methods, please refer to the full AHRQ Healthcare Horizon Scanning System Protocol and Operations Manual published on AHRQ’s Effective Health Care Web site.

Results

The table below lists the four topics for which (1) preliminary phase III data for drugs and biologics and phase II data for devices and procedures were available; (2) information was compiled by April 15, 2012, in this priority area; and (3) we received six to eight sets of comments from experts between February 2011 and April 26, 2012. (Eighteen topics in this priority area were being tracked in the system as of May 2012.) We present three summaries of topics (indicated below with an asterisk) that emerged as having potential for high impact on the basis of experts’ comments and their assessment of potential impact. The material on interventions in this Executive Summary and report is organized alphabetically. Readers are encouraged to read the detailed information on each intervention that follows the Executive Summary.

Priority Area 11: Peptic Ulcer Disease and Dyspepsia

Topic	High Impact Potential
1. *Helminthic therapy (pig whipworm) for treatment-resistant ulcerative colitis	Moderately high
2. *PerOral Endoscopic Myotomy for treatment of esophageal achalasia	Lower range of high impact
3. Rifaximin for treatment of nonconstipating irritable bowel syndrome	No high-impact potential at this time
4. *Teduglutide (Gattex) for treatment of short bowel syndrome	Moderately high

Discussion

Compared with other priority areas, relatively few leads and topics have been identified in this priority area that meet inclusion criteria for the horizon scanning system and this report. Most research activity in this priority area is focusing on drugs and biologics for irritable bowel syndrome and inflammatory bowel disease (e.g., Crohn’s disease, ulcerative colitis [UC]). Of the four topics experts provided comments on that are within 4 years of potential diffusion, three emerged as having some potential for high impact. One, helminthic therapy, is notable for its novelty and ability to potentially address a serious unmet need for nonsurgical, effective treatment for severe UC; another, teduglutide, for its potential to restore bowel function in patients with short bowel syndrome (SBS), potentially improving quality of life and reducing costs and complications associated with parenteral nutrition (PN); and the last, a surgical intervention, endoscopic myotomy, because it could minimize invasiveness, scarring, pain, and recovery time for patients with esophageal achalasia.

Helminthic Therapy

- **Key Facts:** Currently, no “cure” has been established for UC, a debilitating condition that can require surgery if it becomes severe and refractory to medical treatment. From 10% to 40% of patients with UC are reported to have an inadequate response to available medical therapy. For these patients, surgical colectomy is indicated. Patients sometimes also use alternative therapies. A biologic therapy, helminthic therapy (Trichuris Suis Ova [TSO] Suspension, Ovamed GmbH, Barsbüttel, Germany), is being used by some clinicians and patients as a nonsurgical therapeutic alternative for treatment-refractory UC. (The therapy has also recently been identified as being explored for other autoimmune diseases such as treatment-refractory multiple sclerosis, lupus, and rheumatoid arthritis.) The therapy involves self-infection with laboratory-grown parasitic worms (helminths), which are purported to counteract severe symptoms of the disease. The rationale for this treatment stems from the observation that inflammatory bowel diseases are rare in developing countries where helminths are common and that people have altered immunologic responses in the gastrointestinal tract when infected with helminths. Reports from observational studies suggested that helminths might prevent or improve UC by inducing production of regulatory T cells and modulatory cytokines, which then reduce inflammation. The therapy has become available by mail order in the United States with a physician prescription. The U.S. Food and Drug Administration (FDA) recently issued guidance to its field district officers regarding helminthic therapy indicating that districts “may detain without physical examination all imported Trichuris suis ova (TSO); Pig Whipworm Eggs or Pig Whipworm Egg suspensions because these articles appear to be biological products for which a biologics license is not in effect under section 351 of the Public Health Service Act” It does not appear that the manufacturer intends to seek FDA regulatory approval for the therapy. Patients with severe UC report paying \$300 to \$4,700 for a 10-week dose of pig whipworms ordered from outside the United States.
- **Key Expert Comments:** Overall, experts commenting on this topic were cautiously optimistic about the therapy’s potential, based on preliminary data, although they noted the potential for high controversy and its potential to disrupt current care and cost models for UC treatment.
- **Potential for High Impact:** Moderately high

PerOral Endoscopic Myotomy for Treatment of Esophageal Achalasia

- **Key Facts:** Esophageal achalasia is characterized by prolonged occlusion of the lower esophageal sphincter (LES) and reduced peristaltic activity, making swallowing of food difficult and possibly leading to complications such as regurgitation, coughing, choking, aspiration pneumonia, esophagitis, ulceration, and weight loss. Current surgical treatment for achalasia generally requires at least five abdominal incisions to access the blocked esophageal pathway, which can result in significant recovery time, complications, and pain. PerOral Endoscopic Myotomy (POEM) is a novel endoscopic procedure that uses a natural orifice as an entry point for surgical instruments, with the intention of reducing the total number of incisions needed and, thus, the overall invasiveness. POEM is performed with the patient under general anesthesia. After tunneling an endoscope down the esophagus toward the esophageal gastric junction, the myotomy is performed by cutting only the inner, circular muscles of the LES through a submucosal tunnel, created in the proximal esophageal mucosa. POEM differs from laparoscopic surgery, which involves complete division of both circular and longitudinal muscle layers of the LES. Cutting the dysfunctional muscle fibers

that prevent the valve at the base of the esophagus from opening allows food to enter the stomach more easily. In a case series of patients with achalasia treated with POEM (n=56), symptoms of dysphagia were significantly reduced or disappeared in all cases. No patients reported dysphagia recurrence, but some patients reported mild chest pain and gastroesophageal reflux disease. By cutting only one layer of muscle at the LES, POEM might not be as effective as laparoscopic surgery in the long term, some speculate, and revisional surgery might be difficult. The surgery is being performed at research facilities. About 150 or more POEM procedures have been performed worldwide since 2008. Search results did yield cost data on POEM; theoretically it could reduce the cost of care by reducing hospital stay and complications. Although POEM is in very early diffusion, at least one major third-party payer covers the treatment for achalasia if the condition results in malnutrition.

- **Key Expert Comments:** Overall, experts commenting on this topic stated that POEM could provide a permanent, minimally invasive treatment option for achalasia with fewer incisions than laparoscopic surgery, leading to shorter recovery times and less pain. In the absence of randomized or long-term trials for POEM, some experts are uncertain of POEM's degree of impact. Overall, the experts assumed that if POEM remains an inpatient procedure with general anesthesia, the impact beyond scarring and pain reduction could be minimal. If POEM can be adapted to an outpatient procedure, costs could be lowered, and more patients might become eligible for the surgery, or elect surgical treatment of their achalasia. POEM could also renew clinical interest in natural orifice transluminal endoscopic surgery (NOTES) if it can demonstrate better outcomes than laparoscopic surgery.
- **Potential for High Impact:** Lower range of high impact

Teduglutide (Gattex) for Treatment of Short Bowel Syndrome

- **Key Facts:** SBS encompasses a group of health problems, related to malnutrition, that occur in individuals who have lost at least half of their small intestine. Frequently SBS arises from the surgical removal of diseased portions of the bowel. A shortened bowel results in diarrhea, fatigue, abdominal pain, bloating, heartburn, and nutrient deficiencies. Treatment for severe SBS may involve oral rehydration solutions, intravenous nutrition delivery, and liquid food (PN) delivered through feeding tubes. An estimated 10,000 to 20,000 children and adults in the United States receive at-home intravenous nutritional support for SBS, based on data from the early 1990s, at a cost of more than \$100,000 per patient per year. One study estimated that, in pediatric patients, the mean total cost of care per child with SBS over a 5-year period in the United States was \$1.6 million. The estimated mortality rate in infants with SBS is 30%. Long-term PN can lead to serious side effects such as liver damage, the risk of which increases the longer a patient is PN-dependent. No effective treatments are available to improve long-term nutritional absorption other than intestinal transplantation. Teduglutide (Gattex[®], NPS Pharmaceuticals, Bedminster, NJ) is a subcutaneously administered glucagon-like peptide 2 analog purported to induce repair and regeneration of the cells lining the intestine as well as increase nutrient absorption. Phase III trials reported that patients with SBS treated with teduglutide can significantly reduce the amount of PN required. Additionally, a long-term extension trial demonstrated some patients treated with teduglutide were able to completely stop PN. Because it is a synthetic intestinal growth factor, there has been some concern of malignancy, and malignancies have been observed in trial participants, although FDA has not requested any protocol changes to date. In 2000, teduglutide received orphan drug designation for treating SBS. In August 2011,

NPS began submitting data for a new drug application to FDA for the same indication and completed the submission in December of that year. The decision date set by FDA was September 2012.

- **Key Expert Comments:** Experts commenting on this drug believe that these reductions in PN could potentially improve health outcomes and quality of life as well as lower costs. If teduglutide proves to be generally tolerable in SBS patients, reductions in PN could be sufficient motivation for patient to administer daily injections of the drug, because treatment options for SBS are limited. Additional scrutiny regarding the safety of teduglutide and its impact on cost of care is likely going forward.
- **Potential for High Impact:** Moderately high

Peptic Ulcer Disease and Dyspepsia Interventions

Helminthic Therapy for Treatment of Ulcerative Colitis

Currently, no cure has been found for ulcerative colitis (UC). Pharmacologic therapies generally address UC symptoms' underlying inflammation and are costly.¹ From 10% to 40% of patients with UC fail to respond satisfactorily to available medical therapy. For these patients, surgical colectomy is indicated.¹ Helminthic therapy is intended to provide a nonsurgical therapeutic alternative for patients with treatment-refractory disease.

Helminthic therapy involves self-infection with parasitic worms (i.e., helminths), which are believed to counteract severe symptoms of the disease. The rationale for this treatment stems from the observation that inflammatory bowel diseases are rare in developing countries where helminths are common and that people with helminths have an altered immunologic response to antigens.² Preclinical studies suggest that helminths prevent or improve UC by inducing production of regulatory T cells and modulatory cytokines, which then reduce inflammation.³

Trichuris Suis Ova (TSO) Suspension (Ovamed GmbH, Barsbüttel, Germany) contains microscopic porcine whipworm ova that have been grown in a laboratory.³ According to the manufacturer, the suspension contains 500 ova per dose; it is packaged in a vial.³ To administer the therapy, the patient mixes the ova with juice or an electrolyte drink and swallows the solution.³ The company recommends a starting dose of 500 ova, taken orally once every 1–3 weeks, with titration to a 1,000 ova per dose if no response is seen after 8 weeks (four treatments).³ The company notes that initial response may require several weeks and, because helminths are short-lived in humans, will require repeated dosing to maintain response.³

The TSO product is currently available and is shipped directly from the manufacturer to the patient. The company requires a letter from a physician and a statutory declaration from the importer stating that the worms are for personal use and constitute 3 months or fewer of treatment.⁴ The company then directs patients to a Web site to order the product, at a cost of roughly \$485 for three vials, plus shipping.⁴ Patients with severe UC report paying \$300 to \$4,700 for a 10-week dose of pig whipworms ordered from outside the United States.⁵⁻⁷

The U.S. Food and Drug Administration (FDA) has issued the following guidance to its field district officers regarding helminthic therapy:

Districts may detain without physical examination all imported *Trichuris suis* ova (TSO); Pig Whipworm Eggs or Pig Whipworm Egg suspensions because these articles appear to be biological products for which a biologics license is not in effect under section 351 of the Public Health Service Act and thus appear to be new drugs under the meaning of section 201(p) of the FD&C Act without an effective new drug application approval, as required by section 505 of the FD&C Act. These unlicensed biological products appear to be offered for import for the treatment of Crohn's Disease and other inflammatory bowel diseases.⁸

The manufacturer does not appear to intend to seek FDA regulatory approval for the therapy.

In a small study of patients (n=4) with UC who underwent a single dose (2,500 ova) of helminthic therapy, patients experienced an average reduction of the Clinical Colitis Activity Index to 57% of baseline, and no adverse events were seen during the 28-week followup period, the authors reported.⁹ In a larger study of 54 patients with UC, patients improved in their Disease Activity Index scores, and again, no side effects were seen.²

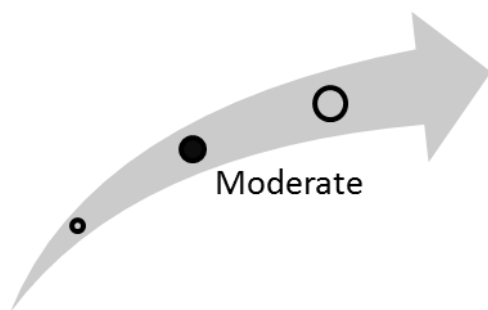
Clinical Pathway at Point of This Intervention

For patients with mild to moderate UC, treatment guidelines recommend the use of oral aminosalicylates, oral prednisone, topical agents (e.g., mesalamine, corticosteroids), and/or anti-

inflammatory treatments (sulfasalazine, olsalazine, mesalamine).¹⁰ For patients with severe UC, or UC that fails to respond to standard care, infliximab infusion is typically administered. Patients who experience toxicity require hospitalization and corticosteroid infusion.¹⁰ If the patient does not improve after 3–5 days, colectomy (i.e., surgical removal of the colon) can be necessary.¹⁰

Helminthic therapy is intended for patients with treatment-resistant UC who have not undergone colectomy. However, in some clinical trials, patients who were given TSO also received concomitant corticosteroids in low to medium doses, and the manufacturer claims that this combination therapy was safe.³ Therefore, helminthic therapy has the potential to either compete with or complement the use of anti-inflammatory drugs, immunosuppressive drugs, and biological therapies that target the immune system, particularly in unresponsive patients. Helminthic therapy may also compete with over-the-counter drugs and herbal medications, which patients often seek out if standard treatment for UC fails to reduce their symptoms.¹¹

Figure 1. Overall High Impact Potential: Helminthic therapy for treatment of ulcerative colitis (TSO)



Overall, experts were cautiously optimistic about TSO's potential to address the important unmet need of treatment-refractory UC. While the intervention has the potential to be highly controversial and markedly disruptive to current care and cost models, experts opined that more empirical data and patient education would be necessary before this intervention would become widely diffused for this indication. Based on this input, our overall assessment is that this intervention is in the moderate high- potential-impact range.

Results and Discussion of Comments

Seven experts, with clinical, research and health systems backgrounds, offered perspectives on this intervention.¹²⁻¹⁸ While these experts agreed that the lack of curative or effective noninvasive therapies for UC represents an important unmet need, one expert with a research perspective was skeptical about the ability of helminthic therapy to meet this need, stating that lack of UC in underdeveloped countries (where helminths are common) was a “weak” correlation upon which to base a medical treatment. Furthermore, while some of the experts stated that the empirical data from clinical trials thus far has been promising, all commented on the small number of participants in these trials (n=4 and n=54). However, given that TSO can be obtained by mail order with a physician prescription, the incentive to perform trials may be lacking.

Experts with a clinical perspective believe that this therapy has a very high potential to disrupt current care models and the way patients with UC are treated, should the treatment be proven safe and effective and be adopted. Highlighted was TSO's potential for displacing currently available pharmacotherapy and surgery. Additional, less salient considerations included potential drug-drug interactions, the possibility of shortened hospital length of stay for UC exacerbations, and uncertainty about whether helminth-treated patients could become challenging colectomy candidates, should the surgery eventually be required.

Experts' opinions were divided in assessment of how TSO might affect the per-patient costs of treating UC. Some noted that this treatment is priced less expensively than some currently approved UC treatments (e.g., infusion therapy, surgery) and therefore has the potential to reduce costs associated with treatment; however, other experts stated that patients will pay for this treatment out of pocket, which would increase their financial burden.

All these experts agreed that helminthic therapy would be controversial and face barriers to clinical and patient acceptance. The first of four themes consistently addressed by the experts was that patients are likely to balk at the idea ingesting parasitic worms, and convincing patients to seek this therapy would require thorough patient education practices. Second, because the ova are derived from pigs, patients with religious or dietary restrictions might object to the treatment. Third, because of TSO's novelty and weak evidence base, clinicians might be reluctant to recommend this therapy until more data become available, particularly regarding the treatment's risk-benefit ratio. Finally, three clinical experts expressed concern about the potential for helminth "outbreaks" in both communities and livestock farms.

Despite these views, most of the experts commenting on this topic agreed that if this intervention were to become widely accepted, it has the potential to be easily integrated into current health care infrastructure models (because it is purchased and administered by the patient) and should not require any major training or learning curve on the part of the patient.

PerOral Endoscopic Myotomy for Treatment of Esophageal Achalasia

Current surgical treatment for esophageal achalasia generally requires at least five abdominal incisions to access the blocked esophageal pathway, which could result in significant recovery time and complications.^{19,20} About 3,000 cases of esophageal achalasia are diagnosed annually.²⁰ Achalasia is characterized by prolonged occlusion of the lower esophageal sphincter (LES) and reduced peristaltic activity, making swallowing of food difficult. It can lead to complications such as regurgitation, coughing, choking, aspiration pneumonia, esophagitis, ulceration, and weight loss.²¹

POEM is a novel endoscopic procedure that uses a natural orifice as an entry point for surgical instruments, with the intention of reducing the total number of incisions needed and, thus, the overall invasiveness.²⁰ POEM is performed with the patient under general anesthesia.¹⁹ A surgeon inserts an endoscope into the patient's mouth and tunnels it down the esophagus toward the esophageal gastric junction. Then the myotomy is performed by cutting only the inner, circular muscles of the LES²² through a submucosal tunnel created in the proximal esophageal mucosa.²³ This differs from current surgical technique, which involves complete division of both circular and longitudinal muscle layers of the LES.²³ Cutting the dysfunctional muscle fibers that prevent the LES from opening is intended to allow food to more easily enter the stomach.²⁰ Gastrointestinal and endoscopic surgeons perform POEM. It is purported to be an extremely sophisticated and demanding technique, even for experienced endoscopists.²³ Treatment options for esophageal achalasia must be carefully selected based on a patient's disease severity and surgical risk status. However, a minimally invasive procedure such as POEM might offer potential benefits including greater surgical precision, a shorter recovery time, shorter hospital stay, less pain, and a lower incidence of reflux after the procedure.²⁰

In a case series of patients with achalasia treated with POEM (n=56), symptoms of dysphagia were significantly reduced or disappeared in all cases.²⁴ The average myotomy length was 11.2 cm (range 5–22 cm). Resting LES manometric pressure changed from 52.5 mm Hg before POEM to 19.8 mm Hg after the procedure. No specific complications related to the surgery were experienced. During the followup period, one patient required 20 mm balloon dilatation 1 month after POEM, which was successful in treating mild dysphasia. In this study, three patients had received surgical myotomy prior to POEM (2 laparoscopic Heller, 1 thoracoscopic myotomy). These patients gained symptomatic control following POEM. During the followup period (up to 25 months) no patient reported dysphagia recurrence, but some patients reported mild chest pain. Four patients had endoscopically visible gastroesophageal reflux disease (GERD). In three patients, GERD symptoms were controlled with proton pump inhibitors.²⁴

In another case series, patients with achalasia (n=5) underwent successful POEM treatment with a mean operative time that ranged from 120 to 240 minutes.²⁵ The mean length of stay for patients was 1.2±0.4 days. Patients reported immediate symptom relief at initial followup.²⁵ POEM has been generally well tolerated according to reports from studies thus far. However, it is expected to carry the risks associated with surgery, such as general anesthesia, or other natural orifice transluminal endoscopic surgery (also known as NOTES) procedures. POEM involves cutting only one layer of muscle at the LES and, thus, some speculate that it may not be as effective long term as laparoscopic surgery. Revisional surgery might be difficult and involve extensive procedures such as esophagectomy.²³

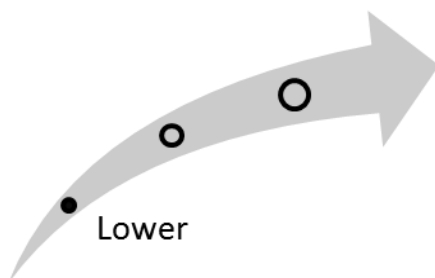
POEM uses available laparoscopic instrumentation and as a surgical procedure is not subject to regulation by the FDA. The surgery is being performed at research facilities in the clinical trials. About 150 POEM procedures have been performed worldwide since 2008.²⁰

Search results were unable to find the cost of POEM. However, the addition of endoscopy to the myotomy procedure is expected to increase the cost.²⁶ Although POEM is in very early diffusion, at least one major third-party payer covers the treatment for achalasia if the condition results in malnutrition.²⁷

Clinical Pathway at Point of This Intervention

Esophageal achalasia is typically diagnosed by the manometric detection of swallow-related relaxation of the lower esophageal sphincter (LES) and loss of peristalsis within the tubular esophagus.²³ The American College of Gastroenterology recommends surgery as the primary therapy in patients with a low risk for undergoing surgery. Laparoscopic myotomy with fundoplication is considered the gold standard therapy for achalasia, and it has replaced open Heller's myotomy.^{23,28} The standard surgical technique involves complete division of both circular and longitudinal muscle layers.²³ Other treatment options include endoscopic balloon dilation and endoscopic botulin toxin injection.¹⁹ Pharmacologic options include the use of nitrates and calcium channel blockers.²¹ POEM is intended to be less invasive than current laparoscopic techniques, possibly reducing complications and pain.

Figure 2. Overall High Impact Potential: PerOral Endoscopic Myotomy for treatment of esophageal achalasia



Overall, POEM is a novel procedure that could provide a permanent, minimally invasive treatment option with shorter recovery time and less pain than current surgical options for achalasia. In the absence of randomized or long-term trials for POEM, some experts remain unsure how impactful POEM will be. The experts generally assume if POEM remains an inpatient procedure with general anesthesia the impacts beyond scarring and pain could be minimal. If the procedure becomes an outpatient procedure with monitored sedation, costs could be minimized and more patients could become eligible for, or elect surgical treatment. Additionally POEM could renew interest in NOTES procedures and instrumentation if the procedure can demonstrate better outcomes than laparoscopic surgery. Based on this input, our overall assessment is that this intervention is in the lower end of the high potential impact range.

Results and Discussion of Comments

Seven experts, with clinical, research, and health systems backgrounds, offered comments on this intervention.²⁹⁻³⁵ The experts stated that current treatment options for achalasia have benefits and risks associated with each respective procedure. All of the experts but two representing health systems and research perspectives stated that there exists a significant unmet need for a less-invasive, less-painful, less-expensive treatment option with shorter postoperative downtime for

achalasia. One clinical expert stated that POEM could satisfy all of these unmet needs. Excluding this clinical expert, most of the experts were uncertain of the efficacy of POEM because of a lack of randomized controlled trials. Two experts stated that POEM could reduce health disparities because of shorter inpatient stays, which would limit lost work days and costs. Another expert representing a health systems perspective stated that POEM could increase health disparities because the procedure would be performed only in specialty centers.

Most of the experts did not think that POEM would significantly change many aspects of health care infrastructure and patient management. This is attributed to the rarity of achalasia, which would minimize the impact of reductions in patient stay on infrastructure and staffing. Additionally, endoscopic surgery facilities are not expected to purchase additional equipment or expand to accommodate POEM. However, one expert representing a clinical perspective stated that POEM has a large disruptive potential based on the expert's clinical experience. The expert stated that POEM could be performed in an endoscopy suite under moderate sedation and could eventually be performed on an outpatient basis. Thus, gastroenterologists could provide "one-stop shopping for achalasia care," which differs from the current care model. Additionally, this expert stated that patients valued the lack of postoperative restrictions and lack of visible incisions. Additionally 75% of patients reported no pain after POEM, based on experience at the expert's facility.

Some of the experts stated the steep learning curve and the lack of randomized trials could be a barrier to clinician acceptance. However, the experts stated that patients are likely to accept a less invasive procedure. One clinical expert stated that some patients will still prefer quick outpatient procedures such as balloon dilation or Botox® injections.

One clinical expert stated that in that expert's experience, clinicians are eager to learn the procedure, and no patient has rejected the opportunity to enroll in an ongoing POEM trial. The expert stated that after the procedure, patients have been highly satisfied with the results. The expert stated the facility required 20 procedures to be proficient in POEM, and the ideal practitioner would be experienced in laparoscopic Heller myotomy and proficient in flexible endoscopy. The experts stated that POEM is not likely to affect the cost of care much unless the procedure can significantly shorten the length of patient stay. If POEM can eventually be performed on an outpatient basis, significant cost savings could be realized. One clinical expert stated that POEM has re-invigorated interest in NOTES procedures and instrumentation because it is the only procedure demonstrating potential to have better outcomes than laparoscopic alternatives.

Teduglutide (Gattex) for Treatment of Short Bowel Syndrome

Short bowel syndrome (SBS) encompasses a group of health problems related to malnutrition that occurs in individuals who have lost at least half of their small intestine. The primary cause of SBS is surgical removal of more than half of the small intestine because of disease, injury, or birth defects.³⁶ About 70% of patients with Crohn's disease require at least one surgical procedure during their lifetimes to remove damaged intestine, leaving them at risk for complications such as SBS.³⁷ SBS can cause diarrhea, fatigue, abdominal pain, bloating, heartburn, and nutrient deficiencies.³⁶ An estimated 10,000 to 20,000 people in the United States receive at-home intravenous nutritional support for SBS based on data from the early 1990s, at a cost of more than \$100,000 per patient per year.³⁸ One study estimated that, in pediatric patients, the mean total cost of care per child with SBS over a 5-year period was \$1.6 million.³⁹ The estimated mortality rate in infants with SBS is 30%.⁴⁰ Long-term parenteral nutrition (PN) can lead to serious side effects such as liver damage, the risk of which increases the longer a patient is PN-dependent.⁴¹ No effective long-term treatments are available to improve nutritional absorption other than intestinal transplant.

Teduglutide (Gattex[®], NPS Pharmaceuticals, Bedminster, NJ) is intended to provide several critical actions throughout the gastrointestinal tract for treating SBS, including suppressing gastric motility; stimulating intestinal nutrient transport, intestinal blood flow, and crypt cell proliferation; inhibiting crypt cell apoptosis (programmed cell death); and enhancing gut barrier function.³⁷ Teduglutide is a subcutaneously administered (0.05 mg/kg of body weight/day) glucagon-like peptide 2 (GLP-2) analog, containing a single amino-acid substitution which is purported to render it resistant to dipeptidyl peptidase-4, thus significantly increasing the biologic half-life and activity of teduglutide.^{42,43} As a GLP-2 agonist, teduglutide is purported to induce repair and regeneration of the cells lining the intestine as well as increase the size and density of intestinal villi in the intestinal epithelial layer, resulting in better absorption of nutrients.^{42,43}

In results of a randomized, double-blind, placebo-controlled, phase III trial, investigators reported that 63% of patients (n=43) given teduglutide (subcutaneous injections 0.05 mg/kg, daily) responded to treatment ($\geq 20\%$ reduction from baseline in weekly PN and/or intravenous fluid volumes) versus 30% of patients (n=43) given placebo (p=0.002).⁴⁴ At week 24, patients who received teduglutide experienced an average 4.4 liter reduction in weekly parenteral support/PN (baseline 12.9 liters) compared with patients who received placebo, who experienced an average 2.3-liter reduction in fluids required (baseline of 13.2 liters; p ≤ 0.001). After 24 weeks of treatment, 54% of patients treated with teduglutide were able to reduce the number of infusion days per week by 1 or more days, compared with 23% of patients treated with placebo (p=0.005).⁴⁴

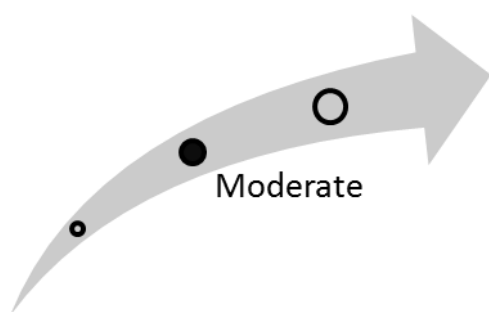
In an open-label extension trial, reductions in PN volume continued to be observed in patients treated with teduglutide, and three patients were completely weaned off PN after 6.5, 8, and 9 months of teduglutide treatment, respectively.⁴⁵ An interim analysis of the open-label extension enrolling patients with SBS who were treated with either teduglutide (n=34) or placebo for 12 months reported that 91% of patients given teduglutide were responders (achieved 20% to 100% reduction in PN and/or intravenous volume from baseline). Additionally, after 12 months of treatment with teduglutide, 53% of patients reduced their infusion days per week, and 24% of patients reduced their infusion days per week by 3 or more days. The mean reduction in the volume of PN and/or intravenous fluids was 5.2 liters per week from pretreatment baseline.⁴⁶ Nine subjects discontinued the trial because of adverse events. Additionally, three cases of cancer (a metastatic adenocarcinoma of probable gastrointestinal origin, nonsmall-cell lung carcinoma, and squamous cell lung carcinoma) were observed during the study. These malignancies were reviewed by an independent safety review board that requested no changes to the study protocol.⁴⁶

In 2000, NPS Pharmaceuticals received orphan drug designation for teduglutide for treating SBS.⁴⁷ In December 2011 NPS completed submission of a new drug application for the same indication, which was accepted by FDA in January 2012.^{48,49} A decision is expected from FDA in September 2012.⁵⁰ Teduglutide is not approved for any indication by FDA or the European Medicines Agency.

Clinical Pathway at Point of This Intervention

Mild SBS can be treated by eating small and frequent meals, taking nutritional supplements, and using medication to manage diarrhea. Moderate SBS may also require the use of intravenous electrolyte and fluid supplements. Treatment for severe SBS may involve oral rehydration solutions, intravenous nutrition delivery, and liquid food delivered through feeding tubes. In very severe cases, intravenous nutrition can be required indefinitely.³⁶ In cases in which there is an obstruction in the intestine or extreme shortening of the small intestine, surgical options can enhance the surface area of the intestine or lengthen the time food spends in the intestines, which increases the absorption of nutrients.⁵¹ Recombinant human somatropin (Zorbtive[®], EMD Serono, Inc., Rockland, MA) can also be used to increase absorption of nutrients; however, somatropin has not been for longer than 4 weeks evaluated in patients with SBS.⁵² Patients with SBS who cannot be maintained on PN are potential candidates for intestine transplantation.⁴¹

Figure 3. Overall High Impact Potential: Teduglutide (Gattex) for treatment of short bowel syndrome



Teduglutide has been evaluated in only a small number of patients, yet most experts who commented were optimistic about its potential to reduce the frequency of PN administration in patients with SBS. A reduction in PN might significantly improve patient outcomes and quality of life. It might also reduce the cost of home care and complications associated with PN. SBS affects a relatively small number of patients, but those with SBS are significantly affected and have few treatment options. However, teduglutide is unlikely to obviate completely the need for PN in most SBS patients. Based on this input, our overall assessment is that this intervention is in the moderate high-potential-impact range.

Results and Discussion of Comments

Six experts, with clinical, research, and health systems backgrounds, offered comments on this intervention.⁵³⁻⁵⁸ The experts noted that although SBS affects a small patient population, limited treatment options are available, and treatments that can reduce the need for PN are important because of its impact on quality of life and high costs. Overall, experts were optimistic regarding the ability of teduglutide to reduce the need for PN, an important outcome. Additionally, one expert representing a clinical perspective stated that there are no therapies currently available to promote the growth of villi in the intestine, thus approval of teduglutide would mark a major advance in therapy for SBS. However, experts were divided whether teduglutide would lead to more significant

improvements in health outcomes such as weight gain, improvements in lean muscle mass, general well-being, and other quality-of-life measures. Some experts were also unsure if reductions in PN would be enough to outweigh adverse events observed in patients taking teduglutide, although one expert representing a clinical perspective stated decreasing PN has been directly correlated with improving health outcomes by reducing morbidity and mortality from central line catheter–related infections and thrombosis.

Two experts representing a clinical perspective stated that PN is difficult to administer to patients with poor access to care and that the number of medical centers performing a small bowel transplant is limited. Thus a daily self-administered injection of teduglutide, prescribed by a gastroenterologist, could help patients with poor access to care better manage their SBS, reducing health disparities.

Experts stated self-administered teduglutide might disrupt current models of patient management by reducing the frequency of home-care visits for PN and inpatient/outpatient admissions due to complications from PN therapy. Patients or caregivers would need to learn how to administer injections, although one clinical expert stated that many SBS patients already take injectable blood thinners. Because the population of patients is relatively small, the experts do not see a large impact to the health care system in terms of infrastructure or staffing.

In general, the experts expected teduglutide to be widely accepted by clinicians if the drug continues to show favorable efficacy and acceptable long-term tolerability, because of the limited options for SBS. The drug is also expected to be widely accepted by patients. Two experts representing a clinical perspective stated that patients with SBS are usually quite savvy regarding treatment options, frequently have a home-care team in place, and are already capable of administering subcutaneous injections. One expert representing a clinical perspective stated that reductions in PN alone could be enough to gain acceptance by patients if tolerability is acceptable. Another expert representing a clinical perspective stated that patient acceptance for teduglutide could be limited because of the need for daily injections and potential adverse events contrasted against the modest reductions in PN. The experts were generally unsure how teduglutide would affect cost of care because there is no information about the expected cost of teduglutide. Some experts stated the drug could reduce the cost of care if it could significantly reduce PN, while other experts stated that any changes would be minimal to the health care system because of the relatively small patient population with SBS. One clinical expert stated that controversy could arise as the potential cost-effectiveness of teduglutide and third-party coverage become known.

Although teduglutide has been evaluated in only a small patient population, most of the experts were optimistic regarding the potential for teduglutide to reduce the need for PN, which could significantly improve patient outcomes and quality of life as well as reduce the cost of care for this condition by reducing home care and complications associated with PN. Although SBS is seen in only a small patient population, those with the disease are significantly affected and have few treatment options, and thus it would likely be welcomed. Additionally medical advances are now allowing children with conditions that put them at risk for SBS to lead longer lives, providing a greater need for improved long-term treatment options for SBS.

References

1. Ulcerative colitis [NIH Publication No. 06–1597]. [internet]. Bethesda (MD): National Institute of Diabetes and Digestive and Kidney Diseases (NIDDKD), National Institutes of Health (NIH); 2006 Feb [accessed 2010 Dec 15]. [6 p]. Available: <http://digestive.niddk.nih.gov/ddiseases/pubs/colitis/index.htm>.
2. Elliott DE, Summers RW, Weinstock JV. Helminths and the modulation of mucosal inflammation. *Curr Opin Gastroenterol* 2005 Jan;21(1):51-8. PMID: 15687885
3. TSO: a new approach to therapy of ulcerative colitis and Crohn's disease. [internet]. Barsbuttel (Germany): Ovamed GmbH; 2009 [accessed 2011 Feb 14]. [10 p]. Available: <http://www.ovamed.org/TSOResearch.html>.
4. Welcome to Biomonde Thailand Co. Ltd. [internet]. Bangkok (Thailand): Biomonde Thailand Co. Ltd.; [accessed 2011 Feb 14]. [3 p]. Available: <http://www.biomonde-asia.com/english/home/home.html>.
5. Waiting for the cure: about. [internet]. [accessed 2011 Feb 14]. [2 p]. Available: <http://waitingforthecure.com/1/about/>.
6. Fry R. Hookworm therapy for beginners. [internet]. Melbourne (Australia): 2011 Jan 2 [accessed 2011 Feb 14]. [4 p]. Available: <https://sites.google.com/site/bbwormfarm/post/a-dviceforbeginners>.
7. A list of known helminthic therapy providers. [internet]. 2011 Jan 31 [accessed 2011 Feb 14]. [2 p]. Available: <http://opensourcehelminththerapy.org/mediawiki/2/index.php?title=Providers>.
8. Imported trichuris suis ova (TSO) pig whipworm eggs [Import alert #57-21]. [internet]. Silver Spring (MD): U.S. Food and Drug Administration (FDA); 2009 Oct 2 [accessed 2011 Feb 14]. [2 p]. Available: http://www.accessdata.fda.gov/cms_ia/importale rt_159.html.
9. Summers RW, Elliott DE, Qadir K, et al. Trichuris suis seems to be safe and possibly effective in the treatment of inflammatory bowel disease. *Am J Gastroenterol* 2003 Sep;98(9):2034-41. PMID: 14499784
10. Bowen J. Ulcerative colitis in adults: summary of the latest practice guidelines. [internet]. London: Consultantlive.com; 2010 Dec 7 [accessed 2010 Dec 29]. [3 p]. Available: <http://www.consultantlive.com/gastrointestinal-disorders/content/article/10162/1750499>.
11. Bensoussan M, Jovenin N, Garcia B, et al. Complementary and alternative medicine use by patients with inflammatory bowel disease: results from a postal survey. *Gastroenterol Clin Biol* 2006 Jan;30(1):14-23. PMID: 16514377
12. Expert Commenter 25. (External, Clinical). Horizon Scanning Structured Comment Form. HS692 - Helminthic therapy (pig whipworm) for treatment-resistant ulcerative colitis. 2011 May 26 [review date].
13. Expert Commenter 343. (External, Clinical). Horizon Scanning Structured Comment Form. HS692 - Helminthic therapy (pig whipworm) for treatment-resistant ulcerative colitis. 2011 Apr 1 [review date].
14. Expert Commenter 400. (ECRI Institute, Applied Solutions Group). Horizon Scanning Structured Comment Form. HS692 - Helminthic therapy (pig whipworm) for treatment-resistant ulcerative colitis. 2011 Apr 22 [review date].
15. Expert Commenter 414. (ECRI Institute, Technology Assessment). Horizon Scanning Structured Comment Form. HS692 - Helminthic therapy (pig whipworm) for treatment-resistant ulcerative colitis. 2011 Apr 22 [review date].
16. Expert Commenter 429. (ECRI Institute, Technology Assessment). Horizon Scanning Structured Comment. HS692 - Helminthic therapy (pig whipworm) for treatment-resistant ulcerative colitis. 2011 Apr 18 [review date].
17. Expert Commenter 658. (External, Health Systems/Administration). Horizon Scanning Structured Comment Form. HS692 - Helminthic therapy (pig whipworm) for treatment-resistant ulcerative colitis. 2011 May 19 [review date].
18. Expert Commenter 666. (ECRI Institute, Health Devices). Horizon Scanning Structured Comment Form. HS692 - Helminthic therapy (pig whipworm) for treatment-resistant ulcerative colitis. 2011 Apr 18 [review date].

19. Miller NS. POEM relieves dysphagia, sphincter pressure. [internet]. Chicago (IL): American College of Surgeons; 2010 Nov 11 [accessed 2011 Dec 2]. [2 p]. Available: <http://www.facs.org/surgerynews/update/poem1110.html>.
20. POEM gains traction, needs interest from device makers. [internet]. Atlanta (GA): Medical Device Daily; 2011 Aug 24 [accessed 2011 Sep 22]. [2 p]. Available: http://www.medicaldevicedaily.com/servlet/com_accumedia.web.Dispatcher?forceid=76575&next=mdd_article&search=1&prodID=4&htsid=0&htmlmax=1.
21. Marks JW. Achalasia. [internet]. New York (NY): MedicineNet, Inc.; 2010 May 17 [accessed 2011 Dec 5]. [5 p]. Available: <http://www.medicinenet.com/achalasia/article.htm>.
22. Lapid N. Endoscopic esophageal submucosal myotomy 'wows' some, but not all, surgeons. [internet]. New York (NY): WebMD LLC; [accessed 2011 Sep 22]. [2 p]. Available: <http://www.medscape.com/viewarticle/729950>.
23. Gutschow CA, Holscher AH. Myotomy for esophageal achalasia - laparoscopic versus peroral endoscopic approach. *Endoscopy* 2010 Apr;42(4):318-9.
24. Inoue H, Ikeda H, Minami H, et al. Clinical results of per-oral endoscopic myotomy (POEM) for 56 consecutive cases of esophageal achalasia. *Surg Endosc* 2011 Mar;25:S210.
25. Rieder E, Swanstrom LL, Dunst CM. Per oral endoscopic myotomy - a stepwise approach [abstract Sp706]. *Gastroenterol Endosc* 2011;73(42):AB104.
26. Francis DL, Katzka DA. Achalasia: update on the disease and its treatment. *Gastroenterology* 2010 Aug;139(2):369-74. Also available: <http://www.hsg.gr/guidelines/1332.pdf>. PMID: 20600038
27. Aetna, Inc. Clinical policy bulletin: dysphagia therapy. Number: 0625. [internet]. Hartford (CT): Aetna, Inc.; 2011 Oct 28 [accessed 2011 Dec 6]. [13 p]. Available: http://www.aetna.com/cpb/medical/data/600_69/0625.html.
28. Stavropoulos SN, Harris MD, Hida S, et al. Endoscopic submucosal myotomy for the treatment of achalasia (with video). *Gastrointest Endosc* 2010 Dec;72(6):1309-11.
29. Expert Commenter 25. (External, Clinical). Horizon Scanning Structured Comment Form. HS1278 - PerOral Endoscopic Myotomy for treatment of esophageal achalasia. 2012 Jan 16 [review date].
30. Expert Commenter 676. (PRI, Health Systems/Administration). Horizon Scanning Structured Comment Form. HS1278 - PerOral Endoscopic Myotomy for treatment of esophageal achalasia. 2012 Jan 11 [review date].
31. Expert Commenter 394. (ECRI Institute, Applied Solutions Group). Horizon Scanning Structured Comment Form. HS1278 - PerOral Endoscopic Myotomy for treatment of esophageal achalasia. 2012 Jan 24 [review date].
32. Expert Commenter 1026. (ECRI Institute, Technology Assessment). Horizon Scanning Structured Comment Form. HS1278 - PerOral Endoscopic Myotomy for treatment of esophageal achalasia. 2012 Feb 17 [review date].
33. Expert Commenter 421. (ECRI Institute, Technology Assessment). Horizon Scanning Structured Comment Form. HS1278 - PerOral Endoscopic Myotomy for treatment of esophageal achalasia. 2012 Jan 24 [review date].
34. Expert Commenter 1015. (ECRI Institute, Health Devices). Horizon Scanning Structured Comment Form. HS1278 - PerOral Endoscopic Myotomy for treatment of esophageal achalasia. 2012 Jan 24 [review date].
35. Expert Commenter 1163. (External, Clinical). Horizon Scanning Structured Comment Form. HS1278 - PerOral Endoscopic Myotomy for treatment of esophageal achalasia. 2012 Jan 24 [review date].
36. Short bowel syndrome. [internet]. Bethesda (MD): National Digestive Diseases Information Clearinghouse; [accessed 2011 Jun 6]. [4 p]. Available: <http://digestive.niddk.nih.gov/ddiseases/pubs/shorbowel/>.

37. Yazbeck R. Teduglutide, a glucagon-like peptide-2 analog for the treatment of gastrointestinal diseases, including short bowel syndrome. *Curr Opin Mol Ther* 2010 Dec;12(6):798-809. PMID: 21154171
38. Byrne TA, Persinger RL, Young LS, et al. A new treatment for patients with short-bowel syndrome. Growth hormone, glutamine, and a modified diet. *Ann Surg* 1995 Sep;222(3):243-54; 254-5. PMID: 7677455
39. Spencer AU, Kovacevich D, McKinney-Barnett M, et al. Pediatric short-bowel syndrome: the cost of comprehensive care. *Am J Clin Nutr* 2008 Dec;88(6):1552-9. PMID: 19064515
40. What are the long-term outcomes for children with SBS? [internet]. Boston (MA): Children's Hospital Boston; [accessed 2011 Jun 6]. [2 p]. Available: <http://www.childrenshospital.org/clinicalservices/Site1993/mainpageS1993P4sublevel24.html>.
41. Fishbein TM. Intestinal transplantation. *N Engl J Med* 2009 Sep 3;361(10):998-1008. PMID: 19726774
42. Sigalet DL. ALX-0600 (NPS Allelix Corp). *Curr Opin Investig Drugs* 2001 Apr;2(4):505-9. PMID: 11566007
43. Tappenden K, Edelman J. Teduglutide, a glucagon-like peptide-2 (GLP-2) analog, enhances the structure of the small intestinal mucosa in parenteral support-dependent short bowel syndrome-intestinal failure (SBS-IF) subjects without inducing dysplasia [abstract]. In: American College of Gastroenterology (ACG) 2011 Annual Scientific Meeting and Postgraduate Course; 2011 Oct 28-Nov 2; Washington (DC). 2011. Also available: <http://download.abstractcentral.com/ACG2011/p roofs/P949.html>.
44. GATTEX (teduglutide) shown to reduce parenteral support volume in patients with adult short bowel syndrome. [internet]. Bedminster (NJ): NPS Pharmaceuticals, Inc.; 2011 May 12 [accessed 2011 Jul 15]. [2 p]. Available: <http://checkorphan.getreelhealth.com/grid/news/treatment/gattex-r-teduglutide-shown-to-reduce-parenteral-support-volume-in-patients-with-adult-short-bowel-syndrome>.
45. Schwartz L, Seidner D, Jeppesen P, et al. Teduglutide (TED) for the treatment of short bowel syndrome-intestinal failure (SBS-IF) subjects yields further reductions in parenteral support (PS): an interim assessment of a 2-year, open-label, phase 3 trial (STEPS2) [abstract]. In: American College of Gastroenterology (ACG) 2011 Annual Scientific Meeting and Postgraduate Course; 2011 Oct 28-Nov 2; Washington (DC). 2011. Also available: <http://download.abstractcentral.com/ACG2011/p roofs/P535.html>.
46. Phase 3 Gattex (teduglutide) data highlight potential new treatment for adults with short bowel syndrome. [internet]. Bedminster (NJ): NPS Pharmaceuticals, Inc.; 2011 Oct 31 [accessed 2011 Nov 11]. [4 p]. Available: <http://www.npsp.com/PressReleases/1623677>.
47. Jeppesen PB. Teduglutide, a novel glucagon-like peptide 2 analog, in the treatment of patients with short bowel syndrome. *Ther Adv Gastroenterol* 2012 May;5(3):159-71. PMID: 22570676
48. NPS Pharmaceuticals announces FDA acceptance of New Drug Application for GATTEX (teduglutide) for the treatment of adult short bowel syndrome (SBS). [internet]. Bedminster (NJ): NPS Pharmaceuticals, Inc.; 2012 Jan 31 [accessed 2012 Jun 5]. [2 p]. Available: <http://npsp.com/page/1260/>.
49. NPS Pharmaceuticals completes submission of New Drug Application for GATTEX (teduglutide) in adult short bowel syndrome (SBS). [internet]. Bedminster (NJ): NPS Pharmaceuticals, Inc.; 2011 Dec 1 [accessed 2012 Jan 26]. [2 p]. Available: <http://www.npsp.com/page/931/>.
50. Needham & Company reiterates a 'buy' on NPS Pharmaceuticals (NPSP); Gattex PDUFA date announced, but FDA AdCom timing still unknown. [internet]. Birmingham (MI): StreetInsider.com, Inc.; 2012 Feb 16 [accessed 2012 Jun 5]. [4 p]. Available: <http://www.streetinsider.com/Analyst+Comment/s/Needham+%26+Company+Reiterates+a+Buy+on+NPS+Pharmaceuticals+%28NPSP%29%3B+Gattex+PDUFA+Date+Announced%2C+but+FDA+AdCom+Timing+Still+Unknown/7187300.html>.

51. Short bowel syndrome. [internet]. Boston (MA): Children's Hospital Boston; 2011 [accessed 2011 Jun 6]. [3 p]. Available: <http://www.childrenshospital.org/az/Site1581/mainpageS1581P0.html>.
52. Zorbtive (somatropin (rDNA origin) for injection). Rockland (MA): EMD Serono, Inc.; 2010 Jun. 2 p. Also available: http://www.emdserono.com/cmgeemdserono_us/en/images/Zorbtive_PI_tcm115_19412.pdf?Version.
53. Expert Commenter 395. (ECRI Institute, Applied Solutions Group). Horizon Scanning Structured Comment Form. HS801 - Gattex (teduglutide) for treatment of short bowel syndrome. 2012 Apr 19 [review date].
54. Expert Commenter 950. (External, Clinical). Horizon Scanning Structured Comment Form. HS801 - Gattex (teduglutide) for treatment of short bowel syndrome. 2012 Apr 18 [review date].
55. Expert Commenter 429. (ECRI Institute, Technology Assessment). Horizon Scanning Structured Comment Form. HS801 - Gattex (teduglutide) for treatment of short bowel syndrome. 2012 Apr 19 [review date].
56. Expert Commenter 651. (External, Health Systems/Administration). Horizon Scanning Structured Comment Form. HS801 - Gattex (teduglutide) for treatment of short bowel syndrome. 2012 Apr 19 [review date].
57. Expert Commenter 1016. (ECRI Institute, Health Devices). Horizon Scanning Structured Comment Form. HS801 - Gattex (teduglutide) for treatment of short bowel syndrome. 2012 Apr 23 [review date].
58. Expert Commenter 1177. (PRI, Clinical). Horizon Scanning Structured Comment Form. HS801 - Gattex (teduglutide) for treatment of short bowel syndrome. 2012 Apr 18 [review date].