

Living Systematic Review on Cannabis and Other Plant-Based Treatments for Chronic Pain –Surveillance Report: January 2022

Overview

This is the second surveillance report for a living systematic review on cannabis and other plant-based treatments for chronic pain.

The systematic review synthesizes evidence on the benefits and harms of plant-based compounds (PBCs), such as cannabinoids and kratom, used to treat chronic pain, addressing concerns about severe adverse effects, abuse, misuse, dependence, and addiction.

The purpose of this surveillance report is to describe new studies identified since the last search (mid-August 2021) and provide a synthesis of the accumulated evidence. Surveillance reports are planned on a quarterly basis and the systematic review will be updated annually. Table 1 provides a summary of the version history.

Table 1: Version history

Search End Date	Report (Publication Date)
July 2021	Systematic Review (Oct 27, 2021)
August 2021	Surveillance Report 1 (Oct 27, 2021)
October 2021	Surveillance Report 2 (Jan XX, 2022)

Main Points

One new study¹ on oral synthetic cannabidiol (CBD) was identified during this surveillance period.

Overall, in patients with chronic (mainly neuropathic) pain with short-term treatment (4 weeks to <6 months):

- Studies of cannabis-related products were grouped based on their tetrahydrocannabinol (THC) to cannabidiol (CBD) ratio using the following categories: high THC to CBD, comparable THC to CBD, and low THC to CBD.
- Comparable THC to CBD ratio oral spray is probably associated with small improvements in pain severity and function. There may be a large increased risk of dizziness and sedation, and a moderate increased risk of nausea.
- Synthetic THC (high THC to CBD) may be associated with moderate improvement in pain severity and increased risk of sedation, and potential increased risk of nausea. Synthetic THC is probably associated with a large increased risk of dizziness.
- Extracted whole-plant high THC to CBD ratio products may be associated with large increases in risk of withdrawal due to adverse events and dizziness.

- Evidence on whole-plant cannabis, low THC to CBD ratio products (topical or oral CBD), other cannabinoids (cannabidiol), and comparisons with other active interventions was insufficient to draw conclusions.
- Other key adverse event outcomes (psychosis, cannabis use disorder, cognitive deficits) and outcomes on the impact on opioid use were not reported.
- No evidence on other plant-based compounds, such as kratom, met criteria for this review.

Table 2 presents the conclusions from the systematic review, findings from ongoing literature surveillance, and an assessment of new studies on conclusions.

Table 2: Assessment of systematic review conclusions

Key Question	Conclusions From Systematic Review	Findings From Surveillance	Assessment
KQ1 and KQ2. Comparable THC to CBD Ratio Benefits and Harms	Benefits: small improvements in pain severity and in function (SOE: moderate; 7 RCTs) Harms: no effect on serious adverse events (SOE: low; 2 RCTs); large increased risk of dizziness and sedation; moderate increased risk of nausea (SOE: low; 6 RCTs)	No new studies	No change in conclusions
KQ1 and KQ2. Synthetic High THC to CBD Ratio Benefits and Harms	Benefits: moderate improvements in pain severity (SOE: low; 5 RCTs); no effect on overall function/disability (SOE: low; 2 RCTs) Harms: moderate increased risk of sedation (SOE: low; 3 RCTs); potential large increased risk of nausea (SOE: low; 2 RCTs), and large increased risk of dizziness (SOE: moderate; 2 RCTs)	No new studies	No change in conclusions
KQ1 and KQ2. Extracted Whole-plant High THC to CBD Ratio Benefits and Harms	Benefits: insufficient evidence (2 RCTs) Harms: large increase in risk of dizziness and in study withdrawal due to adverse events (SOE: low; 1 RCT)	No new studies	No change in conclusions
KQ1 and KQ2. Low THC to CBD Benefits and Harms	Insufficient evidence (1 RCT)	1 new moderate risk of bias RCT of oral synthetic CBD (n=129)	No change in conclusions
KQ1 and KQ2. Whole-plant Cannabis and Other Cannabinoids Benefits and Harms	Insufficient evidence (2 RCTs)	No new studies	No change in conclusions

Key Question	Conclusions From Systematic Review	Findings From Surveillance	Assessment
KQ3 and KQ4. Kratom or Other Plant-Based Substances Benefits and Harms	Insufficient evidence (0 RCTs)	No new studies	No change in conclusions

Abbreviations: CBD = cannabidiol; KQ = Key Question; RCT = randomized controlled trial; SOE = strength of evidence; THC = tetrahydrocannabinol.

Summary of Findings Tables

The Key Questions (KQs) for this review focus on the benefits (KQ1) and harms (KQ2) of cannabinoids for treating chronic pain, as well as the benefits (KQ3) and harms (KQ4) of other PBCs, such as kratom, for treating chronic pain. Tables 3 and 4 summarize benefits and harms of cannabinoids. No evidence was available for other PBCs.

Table 3. Key Question 1: Benefits of cannabinoids for chronic pain compared with placebo in the short term (4 weeks to <6 months)

Product/THC to CBD Ratio	Pain Response Effect Size (N Studies) [SOE]	Pain Severity Effect Size (N Studies) [SOE]	Function Effect Size (N Studies) [SOE]
Comparable THC/CBD Oromucosal Spray	Potential effect (4) ^a [+]	Small effect (7) [++]	Small effect (6) [++]
High THC – Synthetic, Oral	Insufficient (1)	Moderate effect (5) [+]	No effect (3) [+]
High THC – Extracted From Whole Plant, Oral	No evidence	Insufficient (2)	Insufficient (1)
Low THC – Topical CBD	No evidence	Insufficient (1)	No evidence
Low THC – Oral CBD	No evidence	Insufficient (1)	Insufficient (1)
Other Cannabinoids – CBDV, Oral	Insufficient (1)	Insufficient (1)	No evidence
Whole-Plant Cannabis (12% THC) ^b	No evidence	Insufficient (1)	No evidence

Abbreviations: CBD = cannabidiol; CBDV = cannabidivarin; SOE = strength of evidence; THC = tetrahydrocannabinol.

^a Potential effect: SOE of low or higher; findings indicate at least a small magnitude of effect, but not statistically significant.

^b Comparison was “usual care.”

Effect size: None (i.e., no effect/no statistically significant effect), small, moderate, or large increased benefit; SOE: [+] = low, [++] = moderate, [+++] = high.

Table 4. Key Question 2: Harms of cannabinoids for chronic pain compared with placebo in the short term (4 weeks to <6 months)

Product/THC to CBD Ratio	WAE Effect Size (N Studies) [SOE]	SAE Effect Size (N Studies) [SOE]	Dizziness Effect Size (N Studies) [SOE]	Nausea Effect Size (N Studies) [SOE]	Sedation Effect Size (N Studies) [SOE]
Comparable THC/CBD Oromucosal Spray	Insufficient (5)	No effect (2) [+]	Large effect (6) [+]	Moderate effect (6) [+]	Large effect (6) [+]
High THC – Synthetic, Oral	Potential effect ^a (4) [+]	Insufficient (1)	Large effect (2) [+++]	Potential effect ^a (2) [+]	Moderate effect (3) [+]
High THC – Extracted From Whole Plant, Oral	Large effect (1) [+]	Insufficient (1)	Large effect (1) [+]	No evidence	No evidence

Product/THC to CBD Ratio	WAE Effect Size (N Studies) [SOE]	SAE Effect Size (N Studies) [SOE]	Dizziness Effect Size (N Studies) [SOE]	Nausea Effect Size (N Studies) [SOE]	Sedation Effect Size (N Studies) [SOE]
Low THC – Topical CBD	No evidence	No evidence	No evidence	No evidence	No evidence
Low THC – Oral CBD	Insufficient (1)	Insufficient (1)	No evidence	No evidence	No evidence
Other Cannabinoids – CBDV, Oral	Insufficient (1)	Insufficient (1)	No evidence	No evidence	No evidence
Whole-Plant Cannabis (12% THC) ^b	Insufficient (1)	Insufficient (1)	Insufficient (1)	Insufficient (1)	Insufficient (1)

Abbreviations: CBD = cannabidiol; CBDV = cannabidivarin; SAE = serious adverse event; SOE = strength of evidence; THC = tetrahydrocannabinol; WAE = withdrawal due to adverse event.

^a Potential effect: SOE of low or higher; findings indicate at least a small magnitude of effect, but not statistically significant.

^b Comparison was “usual care.”¹

Effect size: None (i.e., no effect/no statistically significant effect), small, moderate, or large increased risk; SOE: [+] = low, [++] = moderate, [+++] = high.

Background

Chronic pain is defined as pain lasting longer than 3 to 6 months or past normal time for tissue healing,^{2,3} and it affects approximately 100 million people in the United States.⁴ Chronic pain adversely affects physical and mental functioning, productivity, and quality of life, and is often refractory to treatment and associated with substantial costs.⁵⁻⁷

While opioids are often prescribed for chronic pain, a recent series of systematic reviews found that opioids,⁸ several nonopioid drugs,⁹ and some nonpharmacologic treatments¹⁰ have small to moderate effects on pain and function, with some frequent adverse effects and some less frequent but serious ones. The 2016 Centers for Disease Control and Prevention *Guideline for Prescribing Opioids for Chronic Pain* recommends that nonopioid therapy is preferred for treatment of chronic pain.^{2,3} The limited efficacy of opioids and the ongoing opioid crisis drive a search for alternative pain treatments, including PBCs such as cannabis and related compounds, as some data suggest they may have analgesic properties.¹¹

The term *cannabinoid* refers to a group of closely related compounds that are active in cannabis, with the two main cannabinoid compounds being THC and CBD. THC has demonstrated analgesic properties,^{12,13} although its psychoactive effects and abuse potential may limit its suitability as an analgesic. CBD and other cannabinoids may also have some analgesic or anti-inflammatory properties and are not thought to be psychoactive or addictive.^{14,15} While not derived from plants, two synthetic cannabinoid products, dronabinol (synthetic THC) and nabilone (a THC analog), have also been studied for treating chronic pain. Other PBCs with effects similar to opioids or cannabis, such as kratom, have been considered to treat chronic pain. These may also have serious harms including dependence, addiction, and physiological withdrawal potential.¹⁶

Four KQs guide the review:

KQ1: In adults with chronic pain, what are the benefits of cannabinoids for treatment of chronic pain?

KQ2: In adults with chronic pain, what are the harms of cannabinoids for treatment of chronic pain?

KQ3: In adults with chronic pain, what are the benefits of kratom or other plant-based substances for treatment of chronic pain?

KQ4: In adults with chronic pain, what are the harms of kratom or other plant-based substances for treatment of chronic pain?

The protocol for the systematic review can be found on the AHRQ website (<https://effectivehealthcare.ahrq.gov/topics/nonopioid-chronic-pain/protocol>) and on the PROSPERO systematic reviews registry (registration number CRD42021229579).

Methods

In brief, we searched Ovid[®] MEDLINE[®], PsycINFO[®], Embase[®], the Cochrane Library, and SCOPUS[®] databases monthly through October, 2021, for studies of patients with chronic pain for at least 4 weeks of treatment or followup. We selected studies of cannabis, kratom, and similar PBCs compared with a placebo, no treatment, each other, or another treatment. Pain is the primary outcome for this review; details on the search strategies are in [Appendix A](#). The full inclusion and exclusion criteria for all primary and secondary outcomes for this report are in [Appendix B](#).

We followed the methods guidance in the AHRQ Methods Guide,¹⁷ and abstracted key information and conducted risk-of-bias assessments for each included study. Our methods include categorizing the duration of studies as short-, intermediate-, and long-term. Studies that assessed the cannabinoids, THC and/or CBD, were grouped based on their THC to CBD ratios and categorized as high THC to CBD ratio, comparable THC to CBD ratio, and low THC to CBD ratio (Table 5). We also grouped studies by whether the product was a whole-plant product (cannabis), cannabinoids extracted or purified from a whole plant, or synthetic. We conducted meta-analyses using the profile likelihood random effects model and assessed between-study heterogeneity using Cochran’s Q statistic chi square and the I² test for inconsistency. Magnitude of benefit was categorized into no effect or small, moderate, and large effects. (See [Appendix B](#), Table B-2.)

Table 5. Organizing principle of cannabis-related studies based on ratios of THC to CBD

Intervention Category	Definition	Possible Derivatives
High THC	THC to CBD ratio equals $\geq 2:1$ ratio	Synthetic, extracted or purified from whole plant, whole-plant
Low THC	THC to CBD ratio equals $1:\geq 2$ ratio	Extracted or purified from whole plant, whole-plant
Comparable THC to CBD	THC to CBD ratio is between threshold for high THC and low THC categories	Extracted or purified from whole plant, whole-plant
Whole-Plant Cannabis Products	Potentially unknown THC to CBD ratio; categorized based on information provided	Whole-plant, not extracted, purified, or synthetic
Other Cannabinoids	Interventions testing cannabinoids other than THC and/or CBD	Extracted or purified from whole plant

Abbreviations: CBD = cannabidiol; THC = tetrahydrocannabinol.

A more detailed discussion of methods can be found in the protocol and in [Appendix B](#).

Results to Date

Results Overview

Across the monthly literature searches, 2,984 citations were screened, from which we included 28 studies,^{1,18-44} one of which is new to this progress report.¹ [Appendix C](#) contains a list of included studies, and a literature flow diagram can be found in [Appendix D](#). [Appendix E](#) contains summary tables of individual study data for all included studies and the results of synthesis (i.e., forest plots). [Appendix F](#) contains detailed evidence tables of included studies, and [Appendix G](#) contains risk-of-bias assessments. [Appendix H](#) contains details on strength-of-evidence ratings. A list of studies excluded after reviewing the full manuscripts can be found in [Appendix I](#) along with reasons for their exclusion. [Appendix J](#) provides a funnel plot of high-THC ratio studies included in the meta-analysis for pain severity.

In total, seven randomized controlled trials (RCTs) evaluated products that contain a combination of THC and CBD (comparable THC to CBD ratio).^{19,24-26,29,31,32} Two RCTs evaluated the effects of high THC to CBD ratio, whole-plant derived extracts.^{20,40} Nine RCTs evaluated synthetic forms of THC (high THC to CBD ratio).^{21,23,27,28,30,33-35,38} One trial assessed the effect of topical CBD (low THC to CBD ratio),³⁹ one new trial evaluated oral CBD (low THC to CBD ratio),¹ and another evaluated the phytocannabinoid cannabidiol (CBDV). The findings are applicable to *short-term* treatment (4 weeks to <6 months) in patients with chronic pain (mainly neuropathic pain) compared with placebo. Change in pain severity was reported across all studies, but other pain-related and functional outcomes were reported sporadically.

Seven observational studies were included, five allowing use of any medicinal cannabis product,^{36,41-44} one assessing a whole-plant cannabis product with a known content of 12.5 percent THC (CBD content not reported),³⁷ and one assessing the synthetic THC product nabilone.¹⁸ The characteristics of the RCTs are listed in Table 6; observational study characteristics are in Table 7.

Table 6. Characteristics of included randomized controlled trials

Characteristic	THC/CBD	THC	Synthetic THC	CBD	CBDV
THC to CBD Ratio	Comparable	High	High	Low	NA - other cannabinoids
Source	Plant-extracted	Plant-extracted	Synthetic	Plant-extracted	Plant-extracted
N Studies	7	2	9	2	1
Risk of Bias % High, % Moderate, % Low	29%, 57%, 14%	0%, 50%, 50%	22%, 44%, 33%	50%, 50%, 0%	0%, 100%, 0%
Total Randomized	882	297	534	165	34
Age, Mean Years	53	52	50	65	50
Female, %	66%	89%	61%	41%	3%
% Non-White ^a	1.6% (2)	1% (1)	5.4% (3)	NR	NR
Primary Pain Type (n studies)	NPP (6)	NPP (1)	NPP (6)	NPP (1); OA (1)	NPP (1)
Baseline Pain Score, Mean (Range) ^b	6.59 (5.3 to 7.3)	8.47 (8.25 to 8.67)	6.46 (4 to 8.1) ^c	5.38 (4.67 to 6.14)	6.28 (6.12 to 6.44)
Study Duration	4 to 15 weeks	8 to 12 weeks	4 to 47 weeks	4 and 12 weeks	4 weeks

Abbreviations: CBD = cannabidiol; CBDV = cannabidiol; NA = not applicable; NPP = neuropathic pain; OA = osteoarthritis; THC = tetrahydrocannabinol.

^a (n) = number of studies reporting this characteristic at baseline.

^b Scores were standardized to a 0 to 10 scale.

^c Weighted mean includes median scores for 1 study (6 vs. 6).

Table 7. Characteristics of included observational studies

Characteristic	THC/CBD ^a	THC	Synthetic THC
THC to CBD Ratio	Unclear	High	High
Source	Any cannabis product (patient's choice)	Plant-based	Synthetic (nabilone)
N Studies	5	1	1
Comparator (Study Count)	No cannabis use (3); usual care (1); no medical cannabis authorization (1)	Usual care (1)	Gabapentin only; gabapentin + nabilone (1)
ROB % High, % Moderate, % Low	60% high, 40% moderate	100% high	100% moderate
N Total	12,508	431	156
Age, Mean Years	53	49	61
Female, %	55%	57%	59%
% Non-White (Study Count)	54% (1); NR (4)	NR	NR
Primary Pain Type(s)	Mixed musculoskeletal, chronic non-cancer pain	Chronic non-cancer pain	NPP
Baseline Pain Score, Mean (Range) ^b	5.35 (4.56 to 8.00)	6.35 (6.1 to 6.6)	4.98 (4.58 to 5.31)
Study Duration, Weeks (Range)	12 to 208	52	26

Abbreviations: CBD = cannabidiol; NPP = neuropathic pain; NR = not reported; ROB = risk of bias; THC = tetrahydrocannabinol.

^a Patients could choose any medicinal product they preferred in these studies.

^b Scores were standardized to a 0 to 10 scale.

KQs 1 and 2: Benefits and Harms of Cannabis

The findings for intervention effects and the strength of the evidence (SOE) are summarized in Tables 3 and 4. Comparable THC to CBD ratio oromucosal spray is probably associated with small improvements in pain severity (SOE: moderate) and may be associated with small improvements in functioning (SOE: moderate). Combined THC/CBD may also be associated with a moderate to large increased risk of dizziness, sedation, and nausea (SOE: low). Low SOE of no effect was found for pain interference (the degree to which pain directly interferes with patients' ability to participate in their daily activities) and serious adverse events. There was a small increase in the proportion of patients with at least 30-percent improvement in pain (pain response); while the SOE was low, the finding was not statistically significant due to inadequate sample size (imprecision). For secondary outcomes, sleep quality was improved in the treatment groups, and quality of life was not different between groups.

Synthetic oral THC (high THC to CBD ratio) may be associated with moderate improvement in pain severity (SOE: low). Synthetic THC treatments are probably associated with a large increase in risk of dizziness (SOE: moderate) and may be associated with a large increased risk of nausea and moderate increased risk of sedation (SOE: low). There was a moderate increase in the proportion of patients who withdrew due to adverse events; the SOE was low, but the finding was not statistically significant due to inadequate sample size (imprecision). For secondary outcomes, evidence for treatment with synthetic high THC to CBD ratio products was very limited, with no clear effect on quality of life or depression, inconsistent results for anxiety, and global disease improvement for patients with fibromyalgia.

Extracted whole-plant high THC to CBD ratio products may be associated with large increases in risk of study withdrawal due to adverse events and dizziness (SOE: low). For secondary outcomes, a single study found no difference between groups in depression or anxiety. Combining the evidence for all high THC to CBD ratio products resulted in a moderate improvement in pain severity, with a similarly low SOE.

Evidence on whole-plant cannabis (solely from observational studies), low THC to CBD ratio products (topical CBD), other cannabinoids (CBDV), and comparisons with other active interventions were insufficient to draw conclusions. The new moderate risk-of-bias RCT of synthetic oral CBD added in this surveillance report did not alter the findings¹ from the Evidence Report. There were no statistically significant differences in the proportion with at least a 30 percent improvement in pain (pain response), change in pain severity, or general functioning in those with hand osteoarthritis or psoriatic arthritis. Reporting on adverse events was sparse. Similarly, evidence for other outcomes reported for comparable THC to CBD and high THC to CBD ratio products was insufficient. See [Appendix H](#) for details.

Other key adverse event outcomes (psychosis, cannabis use disorder, cognitive deficits) and outcomes on the impact on prescription opioid use were not reported.

KQs 3 and 4: Kratom and Other Plant-Based Compounds

No evidence was identified.

Discussion

Key limitations of the evidence base relate to the limited ability to provide strong, reliable estimates of effect due to: (1) inadequate sample sizes or numbers of studies; (2) narrowness of enrolled populations (see Tables 6 and 7); (3) lack of evidence or inadequate evidence on high THC to CBD products extracted from whole-plant cannabis, whole-plant cannabis products, low THC to CBD products, and other plant-based compounds, including kratom; and (4) inconsistent reporting of important outcomes such as pain response, function or disability, effect on opioid use, and longer term adverse events, such as cannabis use disorder, psychosis, and cognitive deficits. These limitations affect both the stability and applicability of the findings.

Only short-term evidence is available for cannabis-related interventions containing THC and/or CBD to treat primarily neuropathic chronic pain. Improvement in pain was small to moderate with THC/CBD oral spray, synthetic oral THC, and products extracted from whole cannabis plants with a high THC to CBD ratio. Compared with placebo, these interventions resulted in greater risk of common adverse events (dizziness, nausea, sedation) and withdrawals from studies due to adverse events. Evidence for other interventions, including kratom, was insufficient or not found. Additional studies are needed to improve confidence in these findings and to provide evidence on longer term followup, other outcomes, and other interventions.

Conclusion

Only short-term evidence is available for cannabis-related interventions containing THC and/or CBD to treat primarily neuropathic chronic pain. Improvement in pain was small to moderate with high and comparable THC to CBD ratio products. Compared with placebo, these interventions resulted in greater risk of common adverse events (dizziness, nausea, sedation) and study withdrawal due to adverse events. Evidence for other interventions, including kratom, was insufficient or not found. Additional studies are needed to improve confidence in these findings and to provide evidence on longer-term followup, other outcomes, and other interventions including whole plant cannabis.

Next Reports

The next quarterly surveillance report is scheduled to be available in March 2022.

References

1. Vela J, Dreyer L, Petersen KK, et al. Cannabidiol treatment in hand osteoarthritis and psoriatic arthritis: a randomized, double-blind placebo-controlled trial. *Pain*. 2021;27:27. PMID: 34510141.
2. Dowell D, Haegerich TM, Chou R. CDC Guideline for Prescribing Opioids for Chronic Pain— United States, 2016. *Jama*. 2016 Apr 19;315(15):1624-45. doi: 10.1001/jama.2016.1464. PMID: 26977696.
3. Dowell D, Haegerich TM, Chou R. CDC Guideline for Prescribing Opioids for Chronic Pain - United States, 2016. *MMWR Recomm Rep*. 2016 Mar 18;65(1):1-49. doi: 10.15585/mmwr.rr6501e1. PMID: 26987082.
4. Dahlhamer J LJ, Zelaya, C, et al. . Prevalence of chronic pain and high-impact chronic pain among adults — United States, 2016. *MMWR Morb Mortal Wkly Rep* 2018. doi: 10.15585/mmwr.mm6736a2.
5. Institute of Medicine Committee on Advancing Pain Research. *Relieving Pain in America: A Blueprint for Transforming Prevention, Care, Education, and Research*. Washington, DC: National Academies Press; National Academy of Sciences; 2011.
6. Ballantyne JC, Shin NS. Efficacy of opioids for chronic pain: a review of the evidence. *Clin J Pain*. 2008 Jul-Aug;24(6):469-78. doi: 10.1097/AJP.0b013e31816b2f26. PMID: 18574357.
7. Eriksen J, Sjogren P, Bruera E, et al. Critical issues on opioids in chronic non-cancer pain: an epidemiological study. *Pain*. 2006 Nov;125(1-2):172-9. doi: 10.1016/j.pain.2006.06.009. PMID: 16842922.
8. Chou R, Hartung D, Turner J, et al. Opioid Treatments for Chronic Pain. Comparative Effectiveness Review No. 229. (Prepared by the Pacific Northwest Evidence-based Practice Center under Contract No. 290-2015-00009-I.) AHRQ Publication No. 20-EHC011. Rockville, MD: Agency for Healthcare Research and Quality; April 2020. PMID: 32338848.
9. McDonagh MS, Selp SS, Buckley DI, et al. Nonopioid Pharmacologic Treatments for Chronic Pain. Comparative Effectiveness Review No. 228. (Prepared by the Pacific Northwest Evidence-based Practice Center under Contract No. 290-2015-00009-I.) AHRQ Publication No. 20-EHC010. Rockville, MD: Agency for Healthcare Research and Quality; April 2020. PMID: 32338847.
10. Skelly AC, Chou R, Dettori JR, et al. Noninvasive Nonpharmacological Treatment for Chronic Pain: A Systematic Review Update. Comparative Effectiveness Review No. 227. (Prepared by the Pacific Northwest Evidence-based Practice Center under Contract No. 290-2015-00009-I.) AHRQ Publication No. 20-EHC009. Rockville, MD: Agency for Healthcare Research and Quality; April 2020. PMID: 32338846.
11. Stockings E, Campbell G, Hall WD, et al. Cannabis and cannabinoids for the treatment of people with chronic noncancer pain conditions: a systematic review and meta-analysis of controlled and observational studies. *Pain*. 2018 Oct;159(10):1932-54. doi: 10.1097/j.pain.0000000000001293. PMID: 29847469.
12. Elikkottil J, Gupta P, Gupta K. The analgesic potential of cannabinoids. *J Opioid Manag*. 2009 Nov-Dec;5(6):341-57. PMID: 20073408.
13. Whiting PF, Wolff RF, Deshpande S, et al. Cannabinoids for Medical Use: A Systematic Review and Meta-analysis. *Jama*. 2015 Jun 23-30;313(24):2456-73. doi: <https://dx.doi.org/10.1001/jama.2015.6358>. PMID: 26103030.
14. Vučković S, Srebro D, Vujović KS, et al. Cannabinoids and Pain: New Insights From Old Molecules. *Front Pharmacol*. 2018;9:1259-. doi: 10.3389/fphar.2018.01259. PMID: 30542280.
15. Morales P, Hurst DP, Reggio PH. Molecular Targets of the Phytocannabinoids: A Complex Picture. *Prog Chem Org Nat Prod*. 2017;103:103-31. doi: 10.1007/978-3-319-45541-9_4. PMID: 28120232.

16. White CM. Pharmacologic and clinical assessment of kratom: An update. *Am J Health-Syst Pharm.* 2019 Nov 13;76(23):1915-25. doi: 10.1093/ajhp/zxz221. PMID: 31626272.
17. Methods Guide for Effectiveness and Comparative Effectiveness Reviews. Rockville, MD: Agency for Healthcare Research and Quality; 2017. <https://effectivehealthcare.ahrq.gov/topics/ce-r-methods-guide/overview>. Accessed June 1, 2019.
18. Bestard JA, Toth CC. An open-label comparison of nabilone and gabapentin as adjuvant therapy or monotherapy in the management of neuropathic pain in patients with peripheral neuropathy. *Pain Pract.* 2011 Jul-Aug;11(4):353-68. doi: <https://dx.doi.org/10.1111/j.1533-2500.2010.00427.x>. PMID: 21087411.
19. Blake DR, Robson P, Ho M, et al. Preliminary assessment of the efficacy, tolerability and safety of a cannabis-based medicine (Sativex) in the treatment of pain caused by rheumatoid arthritis. *Rheumatology (Oxford).* 2006 Jan;45(1):50-2. PMID: 16282192.
20. Chaves C, Bittencourt PCT, Pelegrini A. Ingestion of a THC-Rich Cannabis Oil in People with Fibromyalgia: A Randomized, Double-Blind, Placebo-Controlled Clinical Trial. *Pain Med.* 2020;21(10):2212-8. doi: <https://dx.doi.org/10.1093/pm/pnaa303>. PMID: 33118602.
21. de Vries M, van Rijckevorsel DCM, Vissers KCP, et al. Tetrahydrocannabinol Does Not Reduce Pain in Patients With Chronic Abdominal Pain in a Phase 2 Placebo-controlled Study. *Clin Gastroenterol Hepatol.* 2017 Jul;15(7):1079-86.e4. doi: <https://dx.doi.org/10.1016/j.cgh.2016.09.147>. PMID: 27720917.
22. Eibach L, Scheffel S, Cardebring M, et al. Cannabidiol for HIV-Associated Neuropathic Pain: A Randomized, Blinded, Controlled Clinical Trial. *Clin Pharmacol Ther.* 2020 Aug 08;109(4):1055-62. doi: <https://dx.doi.org/10.1002/cpt.2016>. PMID: 32770831.
23. Frank B, Serpell MG, Hughes J, et al. Comparison of analgesic effects and patient tolerability of nabilone and dihydrocodeine for chronic neuropathic pain: randomised, crossover, double blind study. *BMJ.* 2008 Jan 26;336(7637):199-201. doi: <https://dx.doi.org/10.1136/bmj.39429.61965.3.80>. PMID: 18182416.
24. Langford RM, Mares J, Novotna A, et al. A double-blind, randomized, placebo-controlled, parallel-group study of THC/CBD oromucosal spray in combination with the existing treatment regimen, in the relief of central neuropathic pain in patients with multiple sclerosis. *J Neurol.* 2013 Apr;260(4):984-97. doi: <https://dx.doi.org/10.1007/s00415-012-6739-4>. PMID: 23180178.
25. Lynch ME, Cesar-Rittenberg P, Hohmann AG. A double-blind, placebo-controlled, crossover pilot trial with extension using an oral mucosal cannabinoid extract for treatment of chemotherapy-induced neuropathic pain. *J Pain Symptom Manage.* 2014 Jan;47(1):166-73. doi: <https://dx.doi.org/10.1016/j.jpainsymman.2013.02.018>. PMID: 23742737.
26. Nurmikko TJ, Serpell MG, Hoggart B, et al. Sativex successfully treats neuropathic pain characterised by allodynia: a randomised, double-blind, placebo-controlled clinical trial. *Pain.* 2007 Dec 15;133(1-3):210-20. PMID: 17997224.
27. Pini LA, Guerzoni S, Cainazzo MM, et al. Nabilone for the treatment of medication overuse headache: results of a preliminary double-blind, active-controlled, randomized trial. *J Headache Pain.* 2012 Nov;13(8):677-84. doi: <https://dx.doi.org/10.1007/s10194-012-0490-1>. PMID: 23070400.
28. Rintala DH, Fiess RN, Tan G, et al. Effect of dronabinol on central neuropathic pain after spinal cord injury: a pilot study. *Am J Phys Med Rehabil.* 2010 Oct;89(10):840-8. doi: <https://dx.doi.org/10.1097/PHM.0b013e3181f1c4ec>. PMID: 20855984.
29. Rog DJ, Nurmikko TJ, Friede T, et al. Randomized, controlled trial of cannabis-based medicine in central pain in multiple sclerosis. *Neurology.* 2005 Sep 27;65(6):812-9. PMID: 16186518.

30. Schimrigk S, Marziniak M, Neubauer C, et al. Dronabinol Is a Safe Long-Term Treatment Option for Neuropathic Pain Patients. *Eur Neurol*. 2017;78(5-6):320-9. doi: 10.1159/000481089. PMID: 29073592.
31. Selvarajah D, Gandhi R, Emery CJ, et al. Randomized placebo-controlled double-blind clinical trial of cannabis-based medicinal product (Sativex) in painful diabetic neuropathy: depression is a major confounding factor. *Diabetes Care*. 2010 Jan;33(1):128-30. doi: 10.2337/dc09-1029. PMID: 19808912.
32. Serpell M, Ratcliffe S, Hovorka J, et al. A double-blind, randomized, placebo-controlled, parallel group study of THC/CBD spray in peripheral neuropathic pain treatment. *Eur J Pain*. 2014 Aug;18(7):999-1012. doi: 10.1002/j.1532-2149.2013.00445.x. PMID: 24420962.
33. Skrabek RQ, Galimova L, Ethans K, et al. Nabilone for the treatment of pain in fibromyalgia. *J Pain*. 2008 Feb;9(2):164-73. PMID: 17974490.
34. Toth C, Mawani S, Brady S, et al. An enriched-enrolment, randomized withdrawal, flexible-dose, double-blind, placebo-controlled, parallel assignment efficacy study of nabilone as adjuvant in the treatment of diabetic peripheral neuropathic pain. *Pain*. 2012 Oct;153(10):2073-82. doi: <https://dx.doi.org/10.1016/j.pain.2012.06.024>. PMID: 22921260.
35. Turcotte D, Doupe M, Torabi M, et al. Nabilone as an adjunctive to gabapentin for multiple sclerosis-induced neuropathic pain: a randomized controlled trial. *Pain Med*. 2015 Jan;16(1):149-59. doi: <https://dx.doi.org/10.1111/pme.12569>. PMID: 25288189.
36. Vigil JM, Stith SS, Adams IM, et al. Associations between medical cannabis and prescription opioid use in chronic pain patients: A preliminary cohort study. *PLoS ONE*. 2017;12(11):e0187795. doi: 10.1371/journal.pone.0187795. PMID: 29145417.
37. Ware MA, Wang T, Shapiro S, et al. Cannabis for the Management of Pain: Assessment of Safety Study (COMPASS). *J Pain*. 2015 Dec;16(12):1233-42. doi: <https://dx.doi.org/10.1016/j.jpain.2015.07.014>. PMID: 26385201.
38. Wissel J, Haydn T, Muller J, et al. Low dose treatment with the synthetic cannabinoid Nabilone significantly reduces spasticity-related pain : a double-blind placebo-controlled cross-over trial. *J Neurol*. 2006 Oct;253(10):1337-41. PMID: 16988792.
39. Xu DH, Cullen BD, Tang M, et al. The Effectiveness of Topical Cannabidiol Oil in Symptomatic Relief of Peripheral Neuropathy of the Lower Extremities. *Curr Pharm Biotechnol*. 2020;21(5):390-402. doi: <https://dx.doi.org/10.2174/1389201020666191202111534>. PMID: 31793418.
40. Zajicek JP, Hobart JC, Slade A, et al. Multiple sclerosis and extract of cannabis: results of the MUSEC trial. *J Neurol Neurosurg Psychiatry*. 2012 Nov;83(11):1125-32. doi: <https://dx.doi.org/10.1136/jnnp-2012-302468>. PMID: 22791906.
41. Gruber SA, Smith RT, Dahlgren MK, et al. No pain, all gain? Interim analyses from a longitudinal, observational study examining the impact of medical cannabis treatment on chronic pain and related symptoms. *Experimental and clinical psychopharmacology*. 2021 doi: <https://dx.doi.org/10.1037/pha0000435>. PMID: 33764103.
42. Campbell G, Hall WD, Peacock A, et al. Effect of cannabis use in people with chronic non-cancer pain prescribed opioids: findings from a 4-year prospective cohort study. *Lancet Public Health*. 2018 Jul;3(7):e341-e50. doi: 10.1016/s2468-2667(18)30110-5. PMID: 29976328.
43. Lee C, Lin M, Martins KJB, et al. Opioid use in medical cannabis authorization adult patients from 2013 to 2018: Alberta, Canada. *BMC Public Health*. 2021;21(1):843. doi: <https://dx.doi.org/10.1186/s12889-021-10867-w>. PMID: 33933061.

44. Merlin JS, Long D, Becker WC, et al. Marijuana Use Is Not Associated With Changes in Opioid Prescriptions or Pain Severity Among People Living With HIV and Chronic Pain. *J Acquir Immune Defic Syndr*. 2019 06 01;81(2):231-7. doi: <https://dx.doi.org/10.1097/QAI.0000000000001998>. PMID: 30865181.

DRAFT FINAL

Authors

Marian S. McDonagh, Pharm.D.
Jesse Wagner, M.A.
Azrah Y. Ahmed, B.A.
Benjamin Morasco, Ph.D.
Devan Kansagara, M.D., M.C.R.
Roger Chou, M.D., FACP

Acknowledgments

The authors gratefully acknowledge the following individuals for their contributions to this project: research associate and librarian Tracy Dana, M.L.S., from Oregon Health & Science University and Task Order Officer Suchitra Iyer, Ph.D., at the Agency for Healthcare Research and Quality.

Disclaimers

This report is based on research conducted by the Pacific Northwest Evidence-based Practice Center under contract to the Agency for Healthcare Research and Quality (AHRQ), Rockville, MD (Contract No. 75Q80120D00006). The findings and conclusions in this document are those of the authors, who are responsible for its contents; the findings and conclusions do not necessarily represent the views of AHRQ. Therefore, no statement in this report should be construed as an official position of AHRQ or of the U.S. Department of Health and Human Services.

None of the investigators have any affiliations or financial involvement that conflicts with the material presented in this report.

The information in this report is intended to help healthcare decision makers—patients and clinicians, health system leaders, and policymakers, among others—make well-informed decisions and thereby improve the quality of health care services. This report is not intended to be a substitute for the application of clinical judgment. Anyone who makes decisions concerning the provision of clinical care should consider this report in the same way as any medical reference and in conjunction with all other pertinent information, i.e., in the context of available resources and circumstances presented by individual patients.

This report is made available to the public under the terms of a licensing agreement between the author and the Agency for Healthcare Research and Quality. This report may be used and reprinted without permission except those copyrighted materials that are clearly noted in the report. Further reproduction of those copyrighted materials is prohibited without the express permission of copyright holders.

AHRQ or U.S. Department of Health and Human Services endorsement of any derivative products that may be developed from this report, such as clinical practice guidelines, other quality enhancement tools, or reimbursement or coverage policies, may not be stated or implied.

AHRQ appreciates appropriate acknowledgment and citation of its work. Suggested language for acknowledgment: This work was based on a quarterly surveillance report of a living systematic evidence report, Living Systematic Review on Cannabis and Other Plant-Based Treatments for Chronic Pain – Quarterly Surveillance Report: January 2022, by the Evidence-based Practice Center Program at the Agency for Healthcare Research and Quality (AHRQ).

Suggested citation: McDonagh MS, Wagner J, Ahmed AY, Morasco B, Kansagara D, Chou R. Living Systematic Review on Cannabis and Other Plant-Based Treatments for Chronic Pain – Quarterly Surveillance Report: January 2022. (Prepared by the Pacific Northwest Evidence-based Practice Center under Contract No. 75Q80120D00006.) AHRQ Publication No. XXX. Rockville, MD: Agency for Healthcare Research and Quality; January 2022. DOI: XXX. Posted final reports are located on the Effective Health Care Program [search page](#).

Afterword

The Agency for Healthcare Research and Quality (AHRQ), through its Evidence-based Practice Centers (EPCs), sponsors the development of systematic reviews to assist public- and private-sector organizations in their efforts to improve the quality of healthcare in the United States. These reviews provide comprehensive, science-based information on common, costly medical conditions, and new healthcare technologies and strategies.

Systematic reviews are the building blocks underlying evidence-based practice; they focus attention on the strength and limits of evidence from research studies about the effectiveness and safety of a clinical intervention. In the context of developing recommendations for practice, systematic reviews can help clarify whether assertions about the value of the intervention are based on strong evidence from clinical studies. For more information about AHRQ EPC systematic reviews, see <https://effectivehealthcare.ahrq.gov/about/epc/evidence-synthesis>.

These quarterly progress reports will provide up-to-date information about the evidence base to inform health plans, providers, purchasers, government programs, and the healthcare system as a whole on the state of the science. Transparency and stakeholder input are essential to the Effective Health Care Program. Please visit the website (www.effectivehealthcare.ahrq.gov) to see draft research questions and reports or to join an email list to learn about new program products and opportunities for input.

If you have comments on this report, they may be sent by mail to the Task Order Officer named below at: Agency for Healthcare Research and Quality, 5600 Fishers Lane, Rockville, MD 20857, or by email to epc@ahrq.hhs.gov. They will be considered in the next version of the report.

David Meyers, M.D.
Acting Director
Agency for Healthcare Research and Quality

Arlene S. Bierman, M.D., M.S.
Director
Center for Evidence and Practice Improvement
Agency for Healthcare Research and Quality

Craig A. Umscheid, M.D., M.S.
Director
Evidence-based Practice Center Program
Center for Evidence and Practice Improvement
Agency for Healthcare Research and Quality

Suchitra Iyer, Ph.D.
Task Order Officer
Evidence-based Practice Center Program
Center for Evidence and Practice Improvement
Agency for Healthcare Research and Quality

Appendix Contents

Appendix A. Literature Search Strategies	A-1
Appendix B. Methods	B-1
Inclusion and Exclusion Criteria	B-1
Data Extraction	B-2
Risk of Bias Assessment of Individual Studies	B-3
Data Synthesis and Analysis.....	B-3
Grading the Strength of the Body of Evidence.....	B-4
Peer Review and Public Commentary	B-5
Assessing Applicability	B-5
Appendix B References	B-6
Appendix C. Included Studies List.....	C-1
Appendix D. Literature Flow Diagram.....	D-1
Appendix E. Results.....	E-1
Individual Study Summary Tables.....	E-1
Forest Plots.....	E-11
Comparable THC to CBD Ratio Studies	E-11
High THC to CBD Ratio Studies.....	E-16
Appendix F. Evidence Tables.....	F-1
Appendix G. Risk of Bias Assessment	G-1
Appendix H. Details on Strength of Evidence.....	H-1
Appendix H References	H-10
Appendix I. Excluded Studies List	I-1
Appendix J. Funnel Plot of High-THC Ratio Studies Included in Meta- Analysis for Pain Severity	J-1

Appendix A. Literature Search Strategies

Database: Ovid MEDLINE(R) ALL 1946 to October 29, 2021

- 1 Chronic Pain/
- 2 exp arthralgia/ or exp back pain/ or exp headache/ or exp musculoskeletal pain/ or neck pain/ or exp neuralgia/ or exp nociceptive pain/ or pain, intractable/ or fibromyalgia/ or myalgia/
- 3 Pain/
- 4 chronic.ti,ab,kw.
- 5 3 and 4
- 6 ((chronic or persistent or intractable or refractory) adj3 pain).ti,ab,kw.
- 7 (((back or spine or spinal or leg or musculoskeletal or neuropathic or nociceptive or radicular) adj1 pain) or headache or arthritis or fibromyalgia or osteoarthritis).ti,ab,kw.
- 8 1 or 2 or 5 or 6 or 7
- 9 Cannabis/
- 10 exp Cannabinoids/
- 11 Medical Marijuana/
- 12 Mitragyna/
- 13 (cannabis or cannabinoid* or cannabinal or marijuana or cannabidiol or phytocannabinoid* or tetrahydrocannabinol or dronabinol or nabilone or sativex or "CBD" or "THC" or kratom or khat or qat or psilocybin or hemp or hydroxymitragynine).ti,ab,kf.
- 14 or/9-13
- 15 8 and 14
- 16 limit 15 to english language
- 17 (Animals/ or Models, Animal/ or Disease Models, Animal/) not Humans/
- 18 ((animal or animals or avian or bird or birds or bovine or canine or cow* or dog or dogs or cat or cats or feline or hamster* or horse* or lamb or lamb* or mouse or mice or monkey or monkeys or murine or pig or piglet* or pigs or porcine or primate* or rabbit* or rat or rats or rodent* or songbird* or veterinar*) not (human* or patient*)).ti,kf,jw.
- 19 or/17-18
- 20 16 not 19

Database: EBM Reviews - Cochrane Central Register of Controlled Trials October, 2021

- 1 Chronic Pain/
- 2 exp arthralgia/ or exp back pain/ or exp headache/ or exp musculoskeletal pain/ or neck pain/ or exp neuralgia/ or exp nociceptive pain/ or pain, intractable/ or fibromyalgia/ or myalgia/
- 3 Pain/
- 4 chronic.ti,ab,kw.
- 5 3 and 4
- 6 ((chronic or persistent or intractable or refractory) adj3 pain).ti,ab,hw.
- 7 (((back or spine or spinal or leg or musculoskeletal or neuropathic or nociceptive or radicular) adj1 pain) or headache or arthritis or fibromyalgia or osteoarthritis).ti,ab,hw.
- 8 1 or 2 or 5 or 6 or 7
- 9 (cannabis or cannabinoid* or cannabinal or marijuana or cannabidiol or phytocannabinoid* or tetrahydrocannabinol or dronabinol or nabilone or sativex or "CBD" or "THC" or kratom or khat or qat or psilocybin or hemp or hydroxymitragynine).ti,ab,hw.
- 10 8 and 9

- 11 conference abstract.pt.
- 12 "journal: conference abstract".pt.
- 13 "journal: conference review".pt.
- 14 "http://.www.who.int/trialsearch*".so.
- 15 "https://clinicaltrials.gov*".so.
- 16 11 or 12 or 13 or 14 or 15
- 17 10 not 16

Database: APA PsycInfo 1806 to September Week 4, 2021

- 1 Chronic Pain/
- 2 exp arthralgia/ or exp back pain/ or exp headache/ or exp musculoskeletal pain/ or neck pain/ or exp neuralgia/ or exp nociceptive pain/ or pain, intractable/ or fibromyalgia/ or myalgia/
- 3 Pain/
- 4 chronic.ti,ab.
- 5 3 and 4
- 6 ((chronic or persistent or intractable or refractory) adj3 pain).ti,ab.
- 7 (((back or spine or spinal or leg or musculoskeletal or neuropathic or nociceptive or radicular) adj1 pain) or headache or arthritis or fibromyalgia or osteoarthritis).ti,ab.
- 8 1 or 2 or 5 or 6 or 7
- 9 Cannabis/
- 10 exp Cannabinoids/
- 11 (cannabis or cannabinoid* or cannabinal or marijuana or cannabidiol or phytocannabinoid* or tetrahydrocannabinol or dronabinol or nabilone or sativex or "CBD" or "THC" or kratom or khat or qat or psilocybin or hemp or hydroxymitragynine).ti,ab.
- 12 or/9-11
- 13 8 and 12
- 14 limit 13 to english language

Database: Elsevier Embase to October 24, 2021

('cannabis'/exp OR cannabis OR cannabinoid* OR 'cannabinal'/exp OR cannabinal OR 'marijuana'/exp OR marijuana OR 'cannabidiol'/exp OR cannabidiol OR phytocannabinoid* OR 'tetrahydrocannabinol'/exp OR tetrahydrocannabinol OR 'dronabinol'/exp OR dronabinol OR 'nabilone'/exp OR nabilone OR 'sativex'/exp OR sativex OR 'cbd' OR 'thc' OR 'kratom'/exp OR kratom OR 'khat'/exp OR khat OR 'qat'/exp OR qat OR 'psilocybin'/exp OR psilocybin OR 'hemp'/exp OR hemp OR hydroxymitragynine) AND ('chronic pain'/exp OR arthralgia OR 'back pain' OR headache OR 'musculoskeletal pain' OR 'neck pain' OR neuralgia OR 'nociceptive pain' OR 'intractable pain' OR fibromyalgia OR myalgia OR arthritis OR osteoarthritis) AND [embase]/lim NOT ([embase]/lim AND [medline]/lim)

Database: Elsevier Scopus to October 18, 2021

(TITLE (cannabis OR cannabinoid* OR cannabinal OR marijuana OR cannabidiol OR phytocannabinoid* OR tetrahydrocannabinol OR dronabinol OR nabilone OR sativex OR "CBD" OR "THC" OR kratom OR khat OR qat OR psilocybin OR hemp OR hydroxymitragynine)) AND (TITLE ("chronic pain" OR arthralgia OR "back pain" OR headache OR "musculoskeletal pain" OR "neck pain" OR neuralgia OR "nociceptive pain" OR

"intractable pain" OR fibromyalgia OR myalgia OR arthritis OR osteoarthritis OR "neuropathic pain"))

DRAFT FINAL

Appendix B. Methods

Inclusion and Exclusion Criteria

Table B-1 outlines the inclusion and exclusion criteria related to populations, interventions, comparators, outcomes, timing, and settings (PICOTS), and study designs of interest for each Key Question (KQ):

KQ1: In adults with chronic pain, what are the benefits of cannabinoids for treatment of chronic pain?

KQ2: In adults with chronic pain, what are the harms of cannabinoids for treatment of chronic pain?

KQ3: In adults with chronic pain, what are the benefits of kratom or other plant-based substances for treatment of chronic pain?

KQ4: In adults with chronic pain, what are the harms of kratom or other plant-based substances for treatment of chronic pain?

Table B-1. PICOTS

PICOTS Element	Inclusion Criteria	Exclusion Criteria
Population	All KQs: Adults (including pregnant or breastfeeding women) 18 years and older with chronic pain (>12 weeks or pain persisting past the time for normal tissue healing). See categorization of specifically included pain populations below.	All KQs: Children and adolescents <18 years old; adults with acute or subacute pain; patients at end of life or in palliative care (e.g., with late stage cancer-related pain)
Interventions	KQs 1 and 2: Cannabinoids (including synthetics) using different delivery mechanisms such as oral, buccal, inhalational, topical, or other administration routes KQs 3 and 4 : Kratom or other plant-based substances; co-use of kratom or other plant-based substances and opioids All KQs: Co-use of other drugs for pain	All KQs: Non-plant-based interventions, capsaicin, herbal supplements
Comparators	All KQs: Any comparator or usual care	All KQs: No comparison
Outcomes	All KQs: Primary efficacy outcomes (i.e., pain, function, disability, pain interference); harms and adverse effects (e.g., dizziness, nausea, sedation, development of cannabis use disorder); secondary outcomes (i.e., psychological distress including depression and anxiety, quality of life, opioid use, sleep quality, sleep disturbance, health care utilization)	All KQs: Other outcomes
Time of followup	All KQs: short term (4 weeks to <6 months), intermediate term (6 to <12 months), long term (≥1 year)	All KQs: studies with <1-month (4 weeks) of treatment or followup after treatment
Setting	All KQs: Any nonhospital setting or setting of self-directed care	All KQs: Hospital care, hospice care, emergency department care
Study design	All KQs: RCTs; observational studies with a concurrent control group for harms, and to fill gaps in the evidence for benefits	All KQs: Other study designs

Abbreviations: KQ = Key Question; PICOTS = populations, interventions, comparators, outcomes, timing, and settings; RCT = randomized controlled trial.

Important subgroups to consider in evaluating this evidence are:

- Specific types of pain: neuropathic pain (including nociceptive and centralized; patients with multiple sclerosis and painful skin disorders are included in this category),

musculoskeletal pain (including low-back pain), visceral pain, fibromyalgia, inflammatory arthritis, headache disorders, sickle cell disease, and cancer pain (non-end of life)

- Degree of nociplasticity/central sensitization
- Patient demographics (e.g., age, race, ethnicity, sex, socioeconomic status)
- Comorbidities, including past or current substance use disorders, mental health disorders, medical comorbidities, and high risk for opioid use disorder
- Plant-based compound characteristics: route of administration, frequency of administration, potency of product, dose or estimated dose, specific compounds (e.g., tetrahydrocannabinol, cannabidiol, terpenes, flavonoids), and specific formulations used
- Co-use of other interventions for pain: opioids, nonopioids (e.g., nonsteroidal anti-inflammatory drugs, acetaminophen, gabapentin, pregabalin)

Below are additional details on the scope of this project:

Study Design: For all Key Questions, we included randomized controlled trials (RCTs) of at least 4 weeks duration. Initially, in the base-year of this living systematic review, we included observational studies for both benefits (to address gaps in evidence where RCTs are not available) and harms. Eligible observational studies must have assessed a mean duration of treatment of at least 4 weeks, and have concurrent controls (e.g., cohort and case-control studies). Those controlling for potential confounders were prioritized. As the evidence grows, and more RCTs become available throughout the project, we will reassess the need to include observational studies, specifically to address benefits. A decision to discontinue including them will be made based on the strength of the RCT evidence. When the RCT evidence on a given Key Question and outcome is insufficient, we will include observational studies that meet inclusion criteria. When the strength of evidence is low, moderate, or high based on RCTs, we will update our protocol to exclude observational studies. We do not anticipate excluding observational studies assessing harms. For all Key Questions, we excluded uncontrolled observational studies, case series, and case reports. Systematic reviews were used to supplement searches and identify primary studies.

Non-English Language Studies: We restricted to English-language articles, but reviewed English-language abstracts of non-English language articles to identify studies that would otherwise meet inclusion criteria in order to help assess for the likelihood of language bias.

Data Extraction

After studies were selected for inclusion, data were abstracted into categories that included but are not limited to: study design, year, setting, country, sample size, eligibility criteria, population and clinical characteristics, intervention characteristics, and results relevant to each Key Question as outlined in the previous inclusion and exclusion criteria section. Information that was abstracted that was relevant for assessing applicability included the number of patients randomized relative to the number of patients enrolled, use of run-in or wash-out periods, and characteristics of the population, intervention, and care settings. All study data were verified for accuracy and completeness by a second team member. On a quarterly basis, any newly identified studies were abstracted and evidence tables updated. Quarterly surveillance reports were

published to the Agency for Healthcare Research and Quality (AHRQ) website, and evidence tables will be updated in AHRQ's Systematic Review Data Repository Plus (SRDR+).

Risk of Bias Assessment of Individual Studies

Predefined criteria were used to assess the risk of bias of individual controlled trials, systematic reviews, and observational studies. RCTs were evaluated using criteria and methods developed by the Cochrane Back Review Group,¹ and cohort and case-control studies were evaluated using criteria developed by the U.S. Preventive Services Task Force.² These criteria and methods were used in accordance with the approach recommended in the chapter Assessing the Risk of Bias of Individual Studies When Comparing Medical Interventions in the Methods Guide for Effectiveness and Comparative Effectiveness Reviews developed by AHRQ.³ Studies were given an overall rating of “low,” “medium,” or “high” risk of bias. We used DistillerSR[®] software to conduct these assessments, using dual review by two independent reviewers. Disagreements identified by DistillerSR[®] were resolved through consensus. Assessments and final ratings were converted to evidence tables, and are uploaded on a quarterly basis to SRDR+.

Data Synthesis and Analysis

We constructed evidence tables showing study characteristics (as discussed above), results, and risk of bias ratings for all included studies, and summary tables to highlight the main findings. Data were qualitatively summarized in tables, using ranges and descriptive analysis and interpretation of the results. Studies identified in prior AHRQ chronic pain reports^{4,5} that meet inclusion criteria are included in this review. We evaluated the persistence of benefits or harms by evaluating the three periods identified in prior AHRQ pain reports (3 to 6 months, 6 to 12 months, and ≥ 12 months).^{4,8}

Meta-analyses were conducted to summarize data and obtain more precise estimates on outcomes for which studies were homogeneous enough to provide a meaningful combined estimate.⁹ The decision to conduct quantitative synthesis depends on presence of at least two studies, completeness of reported outcomes and a lack of heterogeneity among the reported results. To determine whether meta-analyses were indicated, we considered the risk of bias of the studies and the heterogeneity among studies in design, patient population, interventions, and outcomes. Meta-analyses were conducted using a random effects model, and statistical heterogeneity was assessed using the I^2 method. Publication bias (small sample size bias) is assessed using funnel plots when there are eight or more studies in meta-analyses. To evaluate subgroup effects, we summarized within-study analyses of subgroup differences and performed study-level analyses on key demographic and clinical factors. Sensitivity analyses were conducted on study risk of bias.

The magnitude of effects for pain and function is classified using the same system used in other recent AHRQ Evidence-based Practice Center (EPC) reviews conducted on chronic pain^{4,8} to provide a consistent benchmark for comparing results of pain interventions across reviews. Table B-2 provides thresholds for determining the magnitude of effect. A small effect is defined for pain as a mean between-group difference following treatment of 5 to 10 points on a 0- to 100-point visual analog scale (VAS), 0.5 to 1.0 points on a 0- to 10-point numeric rating scale, or equivalent; for function as a mean difference of 5 to 10 points on the 0- to 100-point Oswestry Disability Index (ODI) or 1 to 2 points on the 0- to 24-point Roland-Morris Disability Questionnaire (RDQ), or equivalent; and for any outcome as a standardized mean difference (SMD) of 0.2 to 0.5. A moderate effect is defined for pain as a mean difference of 10 to 20

points on a 0- to 100-point VAS, for function as a mean difference of 10 to 20 points on the ODI or 2 to 5 points on the RDQ, and for any outcome as an SMD of 0.5 to 0.8. Large effects are defined as greater than moderate. We apply similar thresholds to other outcomes measures. Small effects using this system may be below published thresholds for clinically meaningful effects; however, there is variability across individual patients regarding what constitutes a clinically meaningful effect, which is influenced by a number of factors such as preferences, duration and type of chronic pain, baseline symptom severity, harms, and costs. For some patients a small improvement in pain or function using a treatment with low cost or no serious harms may be important.

Table B-2. Definitions of effect sizes

Effect Size	Definition
Small effect	<ul style="list-style-type: none"> • MD 0.5 to 1.0 points on a 0 to 10-point scale, 5 to 10 points on a 0 to 100-point scale • SMD 0.2 to 0.5 • RR/OR 1.2 to 1.4
Moderate effect	<ul style="list-style-type: none"> • MD >1 to 2 points on a 0 to 10-point scale, >10 to 20 points on a 0 to 100-point scale • SMD >0.5 to 0.8 • RR/OR 1.5 to 1.9
Large effect	<ul style="list-style-type: none"> • MD >2 points on a 0 to 10-point scale, >20 points on a 0 to 100-point scale • SMD >0.8 • RR/OR ≥ 2.0

Abbreviations: MD = mean difference; OR = odds ratio; RR = relative risk; SMD = standardized mean difference.

Findings that were not statistically significant were interpreted as follows:

- In determining the strength of evidence (SOE), the precision of evidence was downgraded two levels if inadequate sample size (optimal information size) *and* the 95% confidence interval includes both potentially meaningful benefit and harm (e.g., for a relative effect, the lower bound is ≤ 0.75 *and* the upper bound is ≥ 1.25).¹⁰
- If the magnitude of effect is below the threshold for a small effect, the finding is considered to have “No effect.”⁴
- If the magnitude of effect is small or greater, and SOE is at least Low, the finding is considered to have a “Potential effect, not statistically significant.”
- If the magnitude of effect is small or greater, and SOE is insufficient, the finding is considered to have “failed to demonstrate or exclude a beneficial/detrimental effect.”¹¹

Grading the Strength of the Body of Evidence

We assessed the strength of evidence for all primary comparisons and outcomes listed in Table B-1. Regardless of whether evidence is synthesized quantitatively or qualitatively, the strength of evidence for each Key Question/body of evidence is initially assessed by one researcher for each clinical outcome by using the approach described in the AHRQ Methods Guide.³ To ensure consistency and validity of the evaluation, the strength of evidence is reviewed by the entire team of investigators prior to assigning a final grade on the following factors:

- Study limitations (low, medium, or high level of study limitations)
- Consistency (consistent, inconsistent, or unknown/not applicable)
- Directness (direct or indirect)
- Precision (precise or imprecise)

- Reporting/publication bias (suspected or undetected)

The strength of evidence was assigned an overall grade of high, moderate, low, or insufficient according to a four-level scale by evaluating and weighing the combined results of the above domains:

- High—We are very confident that the estimate of effect lies close to the true effect for this outcome. The body of evidence has few or no deficiencies. We believe that the findings are stable, i.e., another study would not change the conclusions.
- Moderate—We are moderately confident that the estimate of effect lies close to the true effect for this outcome. The body of evidence has some deficiencies. We believe that the findings are likely to be stable, but some doubt remains.
- Low—We have limited confidence that the estimate of effect lies close to the true effect for this outcome. The body of evidence has major or numerous deficiencies (or both). We believe that additional evidence is needed before concluding either that the findings are stable or that the estimate of effect is close to the true effect.
- Insufficient—We have no evidence, we are unable to estimate an effect, or we have no confidence in the estimate of effect for this outcome. No evidence is available or the body of evidence has unacceptable deficiencies, precluding reaching a conclusion.

Plain-language statements are used in the Main Points and the Results to Date sections to convey the SOE. High SOE is described as "is associated with" or simply "reduces/increases;" moderate SOE is described as "probably;" and low SOE is described as "may be."¹²

Peer Review and Public Commentary

Peer reviewers are invited to provide written comments on the annual draft report/systematic reviews based on their clinical, content, or methodological expertise. The EPC considers all peer review comments on the draft report in preparation of the final report. Peer reviewers do not participate in writing or editing of the final report or other products. The final report does not necessarily represent the views of individual reviewers. The EPC will complete a disposition of all peer review comments. The disposition of comments for systematic reviews and technical briefs will be published 3 months after the publication of the evidence report.

Potential Peer Reviewers must disclose any financial conflicts of interest greater than \$5,000 and any other relevant business or professional conflicts of interest. Invited Peer Reviewers may not have any financial conflict of interest greater than \$5,000. Peer reviewers who disclose potential business or professional conflicts of interest may submit comments on draft reports through the public comment mechanism.

Assessing Applicability

Applicability is assessed in accordance with the AHRQ Methods Guide,¹³ which is based on the PICOTS framework. Applicability addresses the extent to which outcomes associated with an intervention are likely to be similar across different patients and settings in clinical practice based on the populations, interventions, comparisons, and outcomes evaluated in the studies. For example, exclusion of chronic pain patients with psychiatric comorbidities reduces applicability to clinical practice since many patients with chronic pain have such comorbidities and may respond more poorly to treatment. Similarly, trials that use active run-in periods evaluate highly

selected populations who tolerated and responded well to the study intervention, rather than the general population of chronic pain patients being considered for the intervention. Factors that may affect applicability which we have identified a priori include eligibility criteria and patient factors (e.g., demographic characteristics, duration or severity of pain, underlying pain condition, presence of medical and psychiatric comorbidities, event rates and symptom severity in treatment and control groups), intervention factors (e.g., dose and duration of therapy, intensity and frequency of monitoring, level of adherence, use of co-interventions), comparisons (e.g., type and dosing of comparison), outcomes (e.g., use of unvalidated or nonstandardized outcomes, measurement of short-term or surrogate outcomes), settings (e.g., primary care vs. specialty setting, country), and study design features (e.g., use of run-in periods) relevant to applicability. We use this information to assess the situations in which the evidence is most relevant and to evaluate applicability to real-world clinical practice in typical U.S. settings, summarizing applicability assessments qualitatively.

Appendix B References

1. Furlan AD, Pennick V, Bombardier C, et al. 2009 updated method guidelines for systematic reviews in the Cochrane Back Review Group. *Spine (Phila Pa 1976)*. 2009 Aug 15;34(18):1929-41. doi: 10.1097/BRS.0b013e3181b1c99f. PMID: 19680101.
2. U.S. Preventive Services Task Force. *Methods and processes*. 2018. <https://www.uspreventiveservicestaskforce.org/Page/Name/methods-and-processes>.
3. *Methods Guide for Effectiveness and Comparative Effectiveness Reviews*. Rockville, MD: Agency for Healthcare Research and Quality; 2017. <https://effectivehealthcare.ahrq.gov/topics/ce-r-methods-guide/overview>. Accessed June 1, 2019.
4. Chou R, Hartung D, Turner J, et al. *Opioid Treatments for Chronic Pain. Comparative Effectiveness Review No. 229*. (Prepared by the Pacific Northwest Evidence-based Practice Center under Contract No. 290-2015-00009-I.) AHRQ Publication No. 20-EHC011. Rockville, MD: Agency for Healthcare Research and Quality; April 2020. PMID: 32338848.
5. McDonagh MS, Selph SS, Buckley DI, et al. *Nonopioid Pharmacologic Treatments for Chronic Pain. Comparative Effectiveness Review No. 228*. (Prepared by the Pacific Northwest Evidence-based Practice Center under Contract No. 290-2015-00009-I.) AHRQ Publication No. 20-EHC010. Rockville, MD: Agency for Healthcare Research and Quality; April 2020. PMID: 32338847.
6. Skelly AC, Chou R, Dettori JR, et al. *Noninvasive Nonpharmacological Treatment for Chronic Pain: A Systematic Review Update. Comparative Effectiveness Review No. 227*. (Prepared by the Pacific Northwest Evidence-based Practice Center under Contract No. 290-2015-00009-I.) AHRQ Publication No. 20-EHC009. Rockville, MD: Agency for Healthcare Research and Quality; April 2020. PMID: 32338846.
7. Chou R, Deyo R, Friedly J, et al. *Noninvasive Treatments for Low Back Pain: Agency for Healthcare Research and Quality (US), Rockville (MD); 2016*.
8. Skelly AC, Chou R, Dettori JR, et al. *Noninvasive Nonpharmacological Treatment for Chronic Pain: A Systematic Review: Agency for Healthcare Research and Quality (US), Rockville (MD); 2018*.
9. Morton SC, Murad MH, O'Connor E, et al. *Quantitative Synthesis—An Update: Agency for Healthcare Research and Quality (US), Rockville (MD); 2008*.

10. Guyatt GH, Oxman AD, Kunz R, et al. GRADE guidelines 6. Rating the quality of evidence--imprecision. *J Clin Epidemiol*. 2011 Dec;64(12):1283-93. doi: 10.1016/j.jclinepi.2011.01.012. PMID: 21839614.
11. Guyatt GH, Norris SL, Schulman S, et al. Methodology for the development of antithrombotic therapy and prevention of thrombosis guidelines: Antithrombotic Therapy and Prevention of Thrombosis, 9th ed: American College of Chest Physicians Evidence-Based Clinical Practice Guidelines. *Chest*. 2012 Feb;141(2 Suppl):53s-70s. doi: 10.1378/chest.11-2288. PMID: 22315256.
12. Gerrity M, Fiordalisi C, Pillay J, et al. AHRQ Methods for Effective Health Care. Roadmap for Narratively Describing Effects of Interventions in Systematic Reviews. Rockville (MD): Agency for Healthcare Research and Quality (US); 2020.
13. Atkins D, Chang SM, Gartlehner G, et al. Assessing applicability when comparing medical interventions: AHRQ and the Effective Health Care Program. *J Clin Epidemiol*. 2011 Nov;64(11):1198-207. doi: 10.1016/j.jclinepi.2010.11.021. PMID: 21463926.

DRAFT FINAL

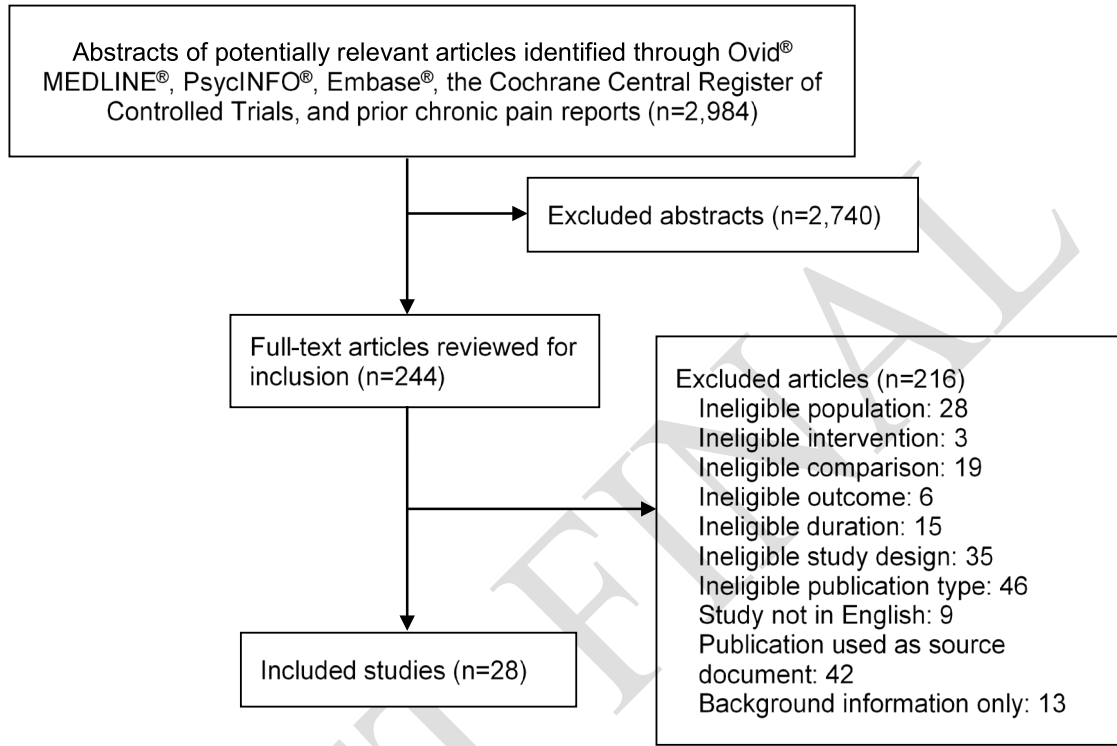
Appendix C. Included Studies List

1. Bestard JA, Toth CC. An open-label comparison of nabilone and gabapentin as adjuvant therapy or monotherapy in the management of neuropathic pain in patients with peripheral neuropathy. *Pain Pract.* 2011 Jul-Aug;11(4):353-68. doi: <https://dx.doi.org/10.1111/j.1533-2500.2010.00427.x>. PMID: 21087411.
2. Blake DR, Robson P, Ho M, et al. Preliminary assessment of the efficacy, tolerability and safety of a cannabis-based medicine (Sativex) in the treatment of pain caused by rheumatoid arthritis. *Rheumatology (Oxford).* 2006 Jan;45(1):50-2. PMID: 16282192.
3. Campbell G, Hall WD, Peacock A, et al. Effect of cannabis use in people with chronic non-cancer pain prescribed opioids: findings from a 4-year prospective cohort study. *Lancet Public Health.* 2018 Jul;3(7):e341-e50. doi: 10.1016/s2468-2667(18)30110-5. PMID: 29976328.
4. Chaves C, Bittencourt PCT, Pelegrini A. Ingestion of a THC-Rich Cannabis Oil in People with Fibromyalgia: A Randomized, Double-Blind, Placebo-Controlled Clinical Trial. *Pain Med.* 2020;21(10):2212-8. doi: <https://dx.doi.org/10.1093/pm/pnaa303>. PMID: 33118602.
5. de Vries M, van Rijckevorsel DCM, Vissers KCP, et al. Tetrahydrocannabinol Does Not Reduce Pain in Patients With Chronic Abdominal Pain in a Phase 2 Placebo-controlled Study. *Clin Gastroenterol Hepatol.* 2017 Jul;15(7):1079-86.e4. doi: <https://dx.doi.org/10.1016/j.cgh.2016.09.147>. PMID: 27720917.
6. Eibach L, Scheffel S, Cardebring M, et al. Cannabidiol for HIV-Associated Neuropathic Pain: A Randomized, Blinded, Controlled Clinical Trial. *Clin Pharmacol Ther.* 2020 Aug 08;109(4):1055-62. doi: <https://dx.doi.org/10.1002/cpt.2016>. PMID: 32770831.
7. Frank B, Serpell MG, Hughes J, et al. Comparison of analgesic effects and patient tolerability of nabilone and dihydrocodeine for chronic neuropathic pain: randomised, crossover, double blind study. *BMJ.* 2008 Jan 26;336(7637):199-201. doi: <https://dx.doi.org/10.1136/bmj.39429.61965.3.80>. PMID: 18182416.
8. Gruber SA, Smith RT, Dahlgren MK, et al. No pain, all gain? Interim analyses from a longitudinal, observational study examining the impact of medical cannabis treatment on chronic pain and related symptoms. *Exp Clin Psychopharmacol.* 2021. doi: <https://dx.doi.org/10.1037/pha0000435>. PMID: 33764103.
9. Langford RM, Mares J, Novotna A, et al. A double-blind, randomized, placebo-controlled, parallel-group study of THC/CBD oromucosal spray in combination with the existing treatment regimen, in the relief of central neuropathic pain in patients with multiple sclerosis. *J Neurol.* 2013 Apr;260(4):984-97. doi: <https://dx.doi.org/10.1007/s00415-012-6739-4>. PMID: 23180178.
10. Lee C, Lin M, Martins KJB, et al. Opioid use in medical cannabis authorization adult patients from 2013 to 2018: Alberta, Canada. *BMC Public Health.* 2021;21(1):843. doi: <https://dx.doi.org/10.1186/s12889-021-10867-w>. PMID: 33933061.
11. Lynch ME, Cesar-Rittenberg P, Hohmann AG. A double-blind, placebo-controlled, crossover pilot trial with extension using an oral mucosal cannabinoid extract for treatment of chemotherapy-induced neuropathic pain. *J Pain Symptom Manage.* 2014 Jan;47(1):166-73. doi: <https://dx.doi.org/10.1016/j.jpainsymman.2013.02.018>. PMID: 23742737.
12. Merlin JS, Long D, Becker WC, et al. Marijuana Use Is Not Associated With Changes in Opioid Prescriptions or Pain Severity Among People Living With HIV and Chronic Pain. *J Acquir Immune Defic Syndr.* 2019 06 01;81(2):231-7. doi: <https://dx.doi.org/10.1097/QAI.0000000000001998>. PMID: 30865181.
13. Nurmikko TJ, Serpell MG, Hoggart B, et al. Sativex successfully treats neuropathic pain characterised by allodynia: a randomised, double-blind, placebo-controlled clinical trial. *Pain.* 2007 Dec 15;133(1-3):210-20. PMID: 17997224.

14. Pini LA, Guerzoni S, Cainazzo MM, et al. Nabilone for the treatment of medication overuse headache: results of a preliminary double-blind, active-controlled, randomized trial. *J Headache Pain*. 2012 Nov;13(8):677-84. doi: <https://dx.doi.org/10.1007/s10194-012-0490-1>. PMID: 23070400.
15. Rintala DH, Fiess RN, Tan G, et al. Effect of dronabinol on central neuropathic pain after spinal cord injury: a pilot study. *Am J Phys Med Rehabil*. 2010 Oct;89(10):840-8. doi: <https://dx.doi.org/10.1097/PHM.0b013e3181f1c4ec>. PMID: 20855984.
16. Rog DJ, Nurmikko TJ, Friede T, et al. Randomized, controlled trial of cannabis-based medicine in central pain in multiple sclerosis. *Neurology*. 2005 Sep 27;65(6):812-9. PMID: 16186518.
17. Schimrigk S, Marziniak M, Neubauer C, et al. Dronabinol Is a Safe Long-Term Treatment Option for Neuropathic Pain Patients. *Eur Neurol*. 2017;78(5-6):320-9. doi: 10.1159/000481089. PMID: 29073592.
18. Selvarajah D, Gandhi R, Emery CJ, et al. Randomized placebo-controlled double-blind clinical trial of cannabis-based medicinal product (Sativex) in painful diabetic neuropathy: depression is a major confounding factor. *Diabetes Care*. 2010 Jan;33(1):128-30. doi: 10.2337/dc09-1029. PMID: 19808912.
19. Serpell M, Ratcliffe S, Hovorka J, et al. A double-blind, randomized, placebo-controlled, parallel group study of THC/CBD spray in peripheral neuropathic pain treatment. *Eur J Pain*. 2014 Aug;18(7):999-1012. doi: 10.1002/j.1532-2149.2013.00445.x. PMID: 24420962.
20. Skrabek RQ, Galimova L, Ethans K, et al. Nabilone for the treatment of pain in fibromyalgia. *J Pain*. 2008 Feb;9(2):164-73. PMID: 17974490.
21. Toth C, Mawani S, Brady S, et al. An enriched-enrolment, randomized withdrawal, flexible-dose, double-blind, placebo-controlled, parallel assignment efficacy study of nabilone as adjuvant in the treatment of diabetic peripheral neuropathic pain. *Pain*. 2012 Oct;153(10):2073-82. doi: <https://dx.doi.org/10.1016/j.pain.2012.06.024>. PMID: 22921260.
22. Turcotte D, Doupe M, Torabi M, et al. Nabilone as an adjunctive to gabapentin for multiple sclerosis-induced neuropathic pain: a randomized controlled trial. *Pain Med*. 2015 Jan;16(1):149-59. doi: <https://dx.doi.org/10.1111/pme.12569>. PMID: 25288189.
23. Vela J, Dreyer L, Petersen KK, et al. Cannabidiol treatment in hand osteoarthritis and psoriatic arthritis: a randomized, double-blind placebo-controlled trial. *Pain*. 2021;27:27. PMID: 34510141.
24. Vigil JM, Stith SS, Adams IM, et al. Associations between medical cannabis and prescription opioid use in chronic pain patients: A preliminary cohort study. *PLoS ONE*. 2017;12(11):e0187795. doi: 10.1371/journal.pone.0187795. PMID: 29145417.
25. Ware MA, Wang T, Shapiro S, et al. Cannabis for the Management of Pain: Assessment of Safety Study (COMPASS). *J Pain*. 2015 Dec;16(12):1233-42. doi: <https://dx.doi.org/10.1016/j.jpain.2015.07.014>. PMID: 26385201.
26. Wissel J, Haydn T, Muller J, et al. Low dose treatment with the synthetic cannabinoid Nabilone significantly reduces spasticity-related pain : a double-blind placebo-controlled cross-over trial. *J Neurol*. 2006 Oct;253(10):1337-41. PMID: 16988792.
27. Xu DH, Cullen BD, Tang M, et al. The Effectiveness of Topical Cannabidiol Oil in Symptomatic Relief of Peripheral Neuropathy of the Lower Extremities. *Curr Pharm Biotechnol*. 2020;21(5):390-402. doi: <https://dx.doi.org/10.2174/1389201020666191202111534>. PMID: 31793418.
28. Zajicek JP, Hobart JC, Slade A, et al. Multiple sclerosis and extract of cannabis: results of the MUSEC trial. *J Neurol Neurosurg Psychiatry*. 2012 Nov;83(11):1125-32. doi: <https://dx.doi.org/10.1136/jnnp-2012-302468>. PMID: 22791906.

Appendix D. Literature Flow Diagram

Figure D-1. Literature flow diagram



Appendix E. Results

Individual Study Summary Tables

Tables E-1 through E-5 present details and results for primary outcomes, serious adverse events, and withdrawals due to adverse events for each included study. Tables E-1 through E-3 provide information for randomized controlled trials and are organized by their respective ratio of tetrahydrocannabinol to cannabidiol. Table E-4 includes details for studies of other cannabinoids, and Table E-5 presents details of observational studies.

DRAFT FINAL

Table E-1. Comparable THC to CBD ratio study primary outcomes

Author, Year Risk of Bias Study Design Pain Condition	Comparison (n) Followup Duration Derivative	Primary Pain Outcomes (Response, Severity)	Serious Adverse Events and Withdrawals Due to Adverse Events ^a	Other Primary Outcomes (Function/Disability, Pain Interference)
Blake, 2006 Moderate RCT Inflammatory arthritis- rheumatoid arthritis	A: 2.7 mg THC/2.5 mg CBD/100 mcl oromucosal spray, mean dose 5.4 sprays/day (31) B: Placebo (27) 5 weeks Whole plant extracted	Pain severity (mean [SD NR] 0 to 10 NRS scale): 3.1 vs. 4.1, MD -1.04 ^b (95% CI -1.9 to -0.18)	SAE: 0/31 (0%) vs. 2/27 (7.41%) WAE: 0/31 (0%) vs. 3/27 (11.11%)	Function (mean [SD NR] 0 to 10 28-Joint Disease Activity Score scale): 5 vs. 5.9, MD -0.76 ^c (95% CI -1.23 to -0.28)
Langford, 2013 Low RCT Neuropathic pain- multiple sclerosis	A: 2.7 mg THC/2.5 mg CBD/100 mcl oromucosal spray, mean dose 8.8 sprays/day (167) B: Placebo (172) 15 weeks Whole plant extracted	Pain response ≥30% (NRS scale): 83/167 (49.75%) vs. 77/172 (44.77%), RR 1.11 (95% CI 0.89 to 1.39) Pain severity (mean [SD] 0 to 10 NRS scale): 4.54 (2.24) vs. 4.73 (2.26), MD -0.19 (SE 0.24) (95% CI -0.67 to 0.29)	WAE: 14/167 (8.38%) vs. 9/172 (5.23%)	Pain interference (0 to 10 BPI-SF scale): Treatment difference -0.12, p=0.56 Function (0 to 100 SF-36 Physical Functioning scale): Treatment difference -0.45, p=0.785
Lynch, 2014 High RCT (crossover) Neuropathic pain- chemotherapy induced	A: THC/CBD oromucosal spray (dose NR), mean dose 8 sprays/day (8) B: Placebo (8) 4 weeks Whole plant extracted	Pain severity (mean, 0 to 10 NRS-PI scale): 6 (95% CI 6.98 to 5.02) vs. 6.38 (95% CI 5.67 to 7.09)	SAE: 0/8 (0%) vs. 0/8 (0%) WAE: 0/8 (0%) vs. 0/8 (0%)	Function (mean [SD] 0 to 100 SF-36 Physical Functioning scale): 35.5 (9.19) vs. 46.5 (8.5), MD -11 (4.43) (95% CI -20.49 to -1.51)

Author, Year Risk of Bias Study Design Pain Condition	Comparison (n) Followup Duration Derivative	Primary Pain Outcomes (Response, Severity)	Serious Adverse Events and Withdrawals Due to Adverse Events ^a	Other Primary Outcomes (Function/Disability, Pain Interference)
Nurmikko, 2007 Moderate RCT Neuropathic pain- mixed	A: 2.7 mg THC/2.5 mg CBD/100 mcl oromucosal spray, mean dose 10.9 sprays/day (63) B: Placebo (62) 5 weeks Whole plant extracted	Pain response $\geq 30\%$ (NRS scale): 16/73 (25.4%) vs. 9/62 (14.52%), RR 1.75 (95% CI 0.84 to 3.66) Pain severity (mean [SD NR] 0 to 10 NRS scale): 5.82 vs. 6.68, treatment difference -0.96 (95% CI -1.59 to -0.32)	SAE: 1/63 (1.6%) vs. 0/62 (0%) WAE: 11/63 (17.46%) vs. 2/62 (3.23%)	Function (0 to 70 Pain Disability Index scale): MD -5.85 (95% CI -9.62 to -2.09)
Rog, 2005 Moderate RCT Neuropathic pain- multiple sclerosis	A: 2.7 mg THC/2.5 mg CBD/100 mcl oromucosal spray, mean dose 9.6 sprays/day (34) B: Placebo (32) 5 weeks Whole plant extracted	Pain severity (mean [95% CI] 0 to 10 NRS scale): 3.85 (3.13 to 4.58) vs. 4.96 (4.19 to 5.72), treatment difference -1.25 (95% CI -2.11 to -0.39)	SAE: 0/34 (0%) vs. 0/32 (0%) WAE: 2/34 (5.88%) vs. 0/32 (0%)	NR
Selvarajah, 2010 High RCT Neuropathic pain- diabetic neuropathy	A: 2.7 mg THC/2.5 mg CBD/100 mcl oromucosal spray, mean dose 7 sprays/day ^d (15) B: Placebo (14) 12 weeks Whole plant extracted	Pain severity (mean [SD] 0 to 100 NPS scale): 51.6 (21.9) vs. 51.9 (24.1), MD -0.3 (SE 8.54) (95% CI -17.83 to 17.23)	NR	Function (mean [SD] 0 to 100 SF-36 Physical Functioning scale): 30.5 (16.6) vs. 36.5 (27.9), MD 6 (SE 8.5) (95% CI -11.35 to 23.35)
Serpell, 2014 Moderate RCT Neuropathic pain- mixed	A: 2.7 mg THC/2.5 mg CBD/100 mcl oromucosal spray, mean dose 8.9 sprays/day (128) B: Placebo (118) 15 weeks Whole plant extracted	Pain response $\geq 30\%$ (NRS scale): 34/123 (27.64%) vs. 19/117 (16.24%), RR 1.7 (95% CI 1.03 to 2.91) Pain severity (mean [SE NR] 0 to 10 NRS scale): Mean reduction -0.34 (0.23) (95% CI -0.79 to 0.11)	SAE: 10/128 (7.81%) vs. 6% WAE: 25/128 (19.53%) vs. 25/118 (21.19%)	Pain interference (0 to 10 BPI-SF scale): Treatment difference -0.32 (SE 0.241) (95% CI -0.8 to 0.15)

Abbreviations: BPI-SF = brief pain inventory-short form; CBD = cannabidiol; CI = confidence interval; MD = mean difference; NPS = neuropathic pain scale; NR = not reported; NRS = numeric rating scale; NRS-PI = numeric rating scale for pain intensity; SAE = serious adverse events; SD = standard deviation; SE = standard error; SF-36 = short form-36; THC = tetrahydrocannabinol; RCT = randomized controlled trial; RR = relative risk; WAE = withdrawal due to due adverse events.

^a Other serious adverse events (i.e., psychosis and cannabis use disorder) not reported in any study.

^b Difference in median differences.

^c Difference in mean differences.

^d Mean sprays calculated by systematic review team.

Table E-2. High THC to CBD ratio study primary outcomes

Author, Year Risk of Bias Study Design Pain Condition	Comparison (n) Followup Duration Derivative	Primary Pain Outcomes (Response, Severity)	Serious Adverse Events and Withdrawals Due to Adverse Events ^a	Other Primary Outcomes (Function/Disability, Pain Interference)
Chaves, 2020 Low RCT Fibromyalgia	A: 1.2 mg THC/0.02 mg CBD sublingual drops, mean 3.6 drops/day (8) B: Placebo (9) 8 weeks Whole plant extracted	Pain severity (mean [SD] 0 to 10 FIQ scale): 3.75 (2.49) vs. 7.67 (1.84), MD -3.92 (1.05) (95% CI -6.17 to -1.68)	WAE: 0/8 (0%) vs. 0/9 (0%)	Function (mean [SD] 0 to 10 FIQ scale): 5.83 (2.02) vs. 4.07 (2.25), MD 1.76 (1.04) (95% CI -0.46 to 3.98)
de Vries, 2017 Moderate RCT Visceral pain- chronic pancreatitis and postsurgical abdominal pain	A: THC oral tablet (Dronabinol), range 15 to 24 mg/day (30) B: Placebo (32) 7 weeks Synthetic	Pain severity (mean [SD] 0 to 10 VAS scale): 2.4 (2.28) vs. 3.5 (2.42), MD -1.1 (SE 0.68) (95% CI -2.46 to 0.26)	WAE: 7/30 (23.33%) vs. 2/32 (6.25%)	NR
Frank, 2008 Moderate RCT (crossover) Neuropathic pain	A: THC oral capsule (Nabilone), max dose 2 mg/day (48) B: Dihydrocodeine 30 mg, max dose 240 mg/day (48) 6 weeks Synthetic	Pain severity (mean [SD NR] 0 to 100 VAS scale): Treatment effect 5.7 (95% CI 0.5 to 10.9)	SAE: 0/48 (0%) vs. 0/48 (0%) WAE: 2/48 (4%) vs. 6/48 (12.5%)	Function (mean [SD NR] 0 to 100 SF-36 Physical Functioning scale): Treatment effect 10.8 (95% CI 2.3 to 19.2)

Author, Year Risk of Bias Study Design Pain Condition	Comparison (n) Followup Duration Derivative	Primary Pain Outcomes (Response, Severity)	Serious Adverse Events and Withdrawals Due to Adverse Events ^a	Other Primary Outcomes (Function/Disability, Pain Interference)
Pini, 2012 Low RCT (crossover) Headache- medication overuse headache	A: THC 0.5 mg oral capsule (Nabilone) daily (26) B: Ibuprofen 400 mg/day (26) 8 weeks Synthetic	Pain severity (mean [SD] 0 to 10 VAS scale): 5.55 (2.5) vs. 6.75 (2.4), MD -1.2 (0.68) (95% CI -2.57 to 0.17)	WAE: 1/30 (3.33%) vs. 1/30 (3.33%)	NR
Rintala, 2010 High RCT (crossover) Neuropathic pain- spinal cord injury	A: THC 5 mg oral capsule (Dronabinol), max dose 20 mg/day (7) B: Diphenhydramine 25 mg, max dose 75 mg/day (5) 47 weeks Synthetic	Pain severity (mean [SD NR] 0 to 10 BPI scale): 5.8 vs. 5.8	SAE: 1/7 (14.29%) vs. 1/5 (20%) WAE: 1/7 (14.29%) vs. 0/5 (0%)	NR
Schimrigk, 2017 Low RCT Neuropathic pain- multiple sclerosis	A: THC 2.5 mg oral capsule (Dronabinol), mean dose 13 mg/day (124) B: Placebo (116) 16 weeks Synthetic	Pain severity (mean [SD] 0 to 10 NRS scale): 4.48 (2.04) vs. 4.92 (2.04), MD NR, p=0.676	SAE: 12/124 (9.68%) vs. 7/116 (6.03%) WAE: 19/124 (15.32%) vs. 12/116 (10.34%)	NR
Skrabek, 2008 Moderate RCT Fibromyalgia	A: THC 0.5 mg oral capsule (Nabilone), endpoint dose 2 mg/day (15) B: Placebo (18) 4 weeks Synthetic	Pain severity (mean [SD NR] 0 to 10 VAS scale): 4.8 vs. 5.6, MD -1.43, p<0.05	SAE: 0/15 (0%) vs. 0/18 (0%) WAE: 1/20 (5%) vs. 1/20 (5%)	NR
Toth, 2012 Low RCT Neuropathic pain- diabetic neuropathy	A: THC 0.5 mg oral capsule (Nabilone), max dose 4 mg/day (13) B: Placebo (13) 5 weeks Synthetic	Pain response ≥30% (NRS scale): 11/13 (84.62%) vs. 5/13 (38.46%), RR 2.2 (95% CI 1.06 to 4.55) Pain severity (mean [SD] 0 to 10 NRS scale): 3.5 (1.3) vs. 5.4 (1.7), MD -1.9 (0.59) (95% CI -3.13 to -0.68)	NR	Pain interference (mean [SD] 0 to 10 MBPI scale): 2.5 (1.6) vs. 3.6 (0.9), MD -1.1 (0.51) (95% CI -2.15 to -0.05)

Author, Year Risk of Bias Study Design Pain Condition	Comparison (n) Followup Duration Derivative	Primary Pain Outcomes (Response, Severity)	Serious Adverse Events and Withdrawals Due to Adverse Events ^a	Other Primary Outcomes (Function/Disability, Pain Interference)
Turcotte, 2015 Moderate RCT Neuropathic pain- multiple sclerosis	A: THC 0.5 mg oral capsule (Nabilone), max dose 2 mg/day (8) B: Placebo (7) 9 weeks Synthetic	Pain severity (mean [SD NR] 0 to 100 VAS scale): 35 vs. 57 ^b	SAE: 0/8 (0%) vs. 0/7 (0%) WAE: 1/8 (12.5%) vs. 0/7 (0%)	Pain interference (mean [SD NR] 0 to 100 VAS impact scale): 41 vs. 40 ^b
Wissel, 2006 High RCT (crossover) Neuropathic pain- multiple sclerosis	A: THC 0.5 mg oral capsule (Nabilone), endpoint dose 1 mg/day (13) B: Placebo (13) 4 weeks Synthetic	Pain severity (median [SD NR] 11 Point Box Test): 4 vs. 6, p<0.05	WAE: 2/13 (15.38%) vs. 0/13 (0%)	NR
Zajicek, 2012 Moderate RCT Neuropathic pain- multiple sclerosis	A: THC 2.5 mg capsule, max dose 25 mg/day (143) B: Placebo (134) 12 weeks Whole plant extracted	Pain severity (mean [SD] 0 to 10 CRS scale): 4.1 (2.9) vs. 4.7 (3.0), MD -0.6 (95% CI -1.3 to 0.1)	SAE: 7/143 (4.9%) vs. 3/134 (2.24%) WAE: 30/143 (20.98%) vs. 9/134 (6.72%)	NR

Abbreviations: BPI = brief pain inventory; CBD = cannabidiol; CI = confidence interval; CRS = category rating scale; FIQ = fibromyalgia impact questionnaire; MBPI = modified brief pain inventory; MD = mean difference; NR = not reported; NRS = numeric rating scale; RCT = randomized controlled trial; SAE = serious adverse events; SD = standard deviation; SE = standard error; THC = tetrahydrocannabinol; RR = relative risk; VAS = visual analog scale; WAE = withdrawal due to due adverse events.

^a Other serious adverse events (i.e., psychosis and cannabis use disorder) not reported in any study.

^b Estimated from graph.

Table E-3. Low THC to CBD ratio study primary outcomes

Author, Year Risk of Bias Study Design Pain Condition	Comparison (n) Followup Duration Derivative	Primary Pain Outcomes (Response, Severity)	Serious Adverse Events and Withdrawals Due to Adverse Events ^a	Other Primary Outcomes (Function/Disability, Pain Interference)
Vela, 2021 Moderate RCT Musculoskeletal - hand osteoarthritis and psoriatic arthritis	A: CBD oral tablet (20 to 30 mg/day) (68) B: Placebo (61) 12 weeks Synthetic CBD	Pain response $\geq 30\%$ (VAS 0 to 100 scale): 27/68 (39.7%) vs. 24/61 (39.3%), RR 1.01 (95% CI 0.66 to 1.55) Pain severity (0 to 100 VAS scale): mean NR, MD 0.23 (95% CI -9.41 to 9.9)	SAE: 2/58 (3.4%) vs. 2/61 (3.3%) WAE: 0/70 (0%) vs. 2/66 (3%)	Function/disability (0 to 3 HAQ-DI scale): mean NR, MD 0.03 (95% CI -0.11 to 0.18)
Xu, 2020 High RCT (crossover) Neuropathic pain- mixed	A: CBD cream (250 mg/3 oz) up to 4 times daily (15) B: Placebo (14) 4 weeks Whole plant extracted	Pain severity (mean [SD] 0 to 10 NPS scale): 3.33 (2.02) vs. 5.55 (2.81), MD -2.22 (95% CI -4.07 to -0.37)	SAE: 0/15 (0%) vs. 0/14 (0%)	NR

Abbreviations: CBD = cannabidiol; HAQ-DI = Health Assessment Questionnaire Disability Index; MD = mean difference; NPS = neuropathic pain scale; NR = not reported; RCT = randomized controlled trial; SAE = serious adverse event; SD = standard deviation; THC = tetrahydrocannabinol.

^a Other serious adverse events (i.e., psychosis and cannabis use disorder) not reported in any study.

Table E-4. Other cannabinoids study primary outcomes

Author, Year Risk of Bias Study Design Pain Condition	Comparison (n) Followup Duration Derivative	Primary Pain Outcomes (Response, Severity)	Serious Adverse Events and Withdrawals Due to Adverse Events ^a	Other Primary Outcomes (Function/Disability, Pain Interference)
Eibach, 2020 Moderate RCT (crossover) Neuropathic pain- HIV associated	A: CBDV oral solution (50 mg/mL) 400 mg/day (16) B: Placebo (16) 4 weeks Whole plant extracted	Pain response $\geq 30\%$ (NRS scale): 6/16 (37.5%) vs. 13/16 (81.25%), RR NR Pain severity (mean [SD] 0 to 10 NRS scale): 2.74 (1.47) vs. 3.67 (2.62), MD -0.62 (95% CI -0.27 to 1.51)	SAE: 1/16 (6.25%) vs. 0/16 (0%) WAE: 1/16 (6.25%) vs. 0/16 (0%)	Pain interference (0 to 10 BPI-SF scale): MD -0.35 (95% CI -1.36 to 0.43)

Abbreviations: CBDV = cannabidivarin; HIV = human immunodeficiency virus; MD = mean difference; NR = not reported; RCT = randomized controlled trial; RR = relative risk; SAE = serious adverse event; SD = standard deviation.

^a Other serious adverse events (i.e., psychosis and cannabis use disorder) not reported in any study.

Table E-5. Observational study primary outcomes

Author, Year Risk of Bias Study Design Pain Condition	Comparison (n) Followup Duration Derivative	Primary Pain Outcomes (Response, Severity)	Serious Adverse Events and Withdrawals Due to Adverse Events ^a	Other Primary Outcomes (Function/Disability, Pain Interference)
Bestard, 2011 Moderate Prospective cohort Neuropathic pain- mixed	A: THC oral capsule (Nabilone), mean dose 3.05 mg/day (49) B: Gabapentin, mean dose 2,295.5 mg/day (52) C: Gabapentin + THC capsule, mean dose NR + 3.02 mg/day (55) 6 months Synthetic	Pain intensity (mean [SD] 0 to 100 VAS scale): 28.0 (10.5) vs. 33.8 (11.6) vs. 33.1 (20.2), MD -5.8 (95% CI -10.18 to -1.42) for A vs. B, -5.1 (95% CI -11.48 to 1.28) for A vs. C	SAE: 0/49 (0%) vs. 0/52 (0%) vs. 0/55 (0%) WAE: 5/49 (10%) vs. 12/52 (23%) vs. 5/55 (9%)	Pain interference (mean [SD] 0 to 10 BPI scale): 4.5 (2.3) vs. 4.6 (2.2) vs. 4.5 (2.2), MD -0.1 (95% CI -0.99 to 0.79) for A vs. B, 0.00 (95% CI -0.88 to 0.88) for A vs. C Function (mean [SD] 0 to 100 SF-36 scale ^a): 48.3 (27.2) vs. 46.5 (25.1) vs. 43.7 (26.4), MD 1.80 (95% CI -8.53 to 12.13) for A vs. B, 4.60 (95% CI -5.83 to 15.03) for A vs. C
Campbell, 2018 Moderate	A: Self-reported frequent cannabis use of ≥20 days/mo B: No cannabis use Overall N Baseline: 1,514 4-year followup: 1,217 Groups unclear 4 years Unclear THC concentration; patient- driven choice	A vs. B (reference) Pain intensity (Adjusted mean [SE]; BPI, 0-10 scale): 5.2 (0.14) vs. 4.9 (0.03); Beta: 0.37 (95% CI, -0.23 to 1.10), p=0.20	A vs. B Pain Interference (Adjusted mean [SE]; BPI pain interference, 0-10 scale): 5.2 (0.19) vs. 5.4 (0.04); Beta: -0.63 (95% CI, -1.46 to 0.19), p=0.13	NR
Gruber, 2021 High Prospective cohort Mixed (primarily musculoskeletal)	A: THC/CBD: Medicinal cannabis program, mean dose THC 13.3 mg/day, CBD 28.9 mg/day (37) B: Usual care, dose NA (9) 12 weeks Mixed cannabis products	Pain intensity (mean [SD] 0 to 100 VAS scale): 34.07 (22.36) vs. 48.78 (30.42); MD -14.71 (95% CI, -32.71 to 3.29)	NR	A vs. B Function (mean [SD], 0 to 10 PDI scale): 18.13 (12.26) vs. 19.22 (12.73); MD -1.09 (95% CI -10.33 to 8.16) SF-36 Function (mean [SD], 0 to 100 scale ^a): 70.00 (22.87) vs. 69.44 (26.98); MD 0.56 (95% CI -17.17 to 18.29)

Author, Year Risk of Bias Study Design Pain Condition	Comparison (n) Followup Duration Derivative	Primary Pain Outcomes (Response, Severity)	Serious Adverse Events and Withdrawals Due to Adverse Events ^a	Other Primary Outcomes (Function/Disability, Pain Interference)
Lee, 2021 ^b Moderate Matched cohort NR	A: Chronic opioid users authorized to use medical cannabis in Canada (5,373) B: Controls who did not receive authorization for medical cannabis in Canada (5,373) 20 months Unknown THC concentration; patient-driven choice	NR	NR	NR
Merlin, 2019 ^b High Prospective cohort Chronic non-cancer pain (HIV)	A: Daily or weekly use of marijuana (55) B: Monthly or 1-2 times a month use of marijuana (65) C: No use (313) 52 weeks Unknown THC concentration; patient-driven choice	NR	NR	NR
Vigil, 2017 ^b High Preliminary historical cohort Mixed musculoskeletal pain	A: THC/CBD: Participation in New Mexico Medical Cannabis Program (37) B: Not participating in medical marijuana program and not using cannabis (29) 21 months Unknown THC concentration	NR	NR	NR

Author, Year Risk of Bias Study Design Pain Condition	Comparison (n) Followup Duration Derivative	Primary Pain Outcomes (Response, Severity)	Serious Adverse Events and Withdrawals Due to Adverse Events ^a	Other Primary Outcomes (Function/Disability, Pain Interference)
Ware, 2015 High Prospective cohort Chronic non-cancer pain	A: THC 12.5 +/- 1.5% herbal cannabis, median dose 2.5 g/day (215) B: Usual care (216) 13 months Whole plant non- extracted	NR	SAE: 28/215 (13%) vs. 42/216 (19.4%) WAE: 10/215 (4.65%) vs. NR (assumed 0)	NR

Abbreviations: BPI = brief pain inventory; CBD = cannabidiol; CI = confidence interval; MD = mean difference; NA = not applicable; NR = not reported; PDI = Pain Disability Index; SAE = serious adverse events; SD = standard deviation; SF-36= short form-36; THC = tetrahydrocannabinol; VAS = visual analog scale; WAE = withdrawal due to due adverse events.

^a Higher scores indicate better outcomes.

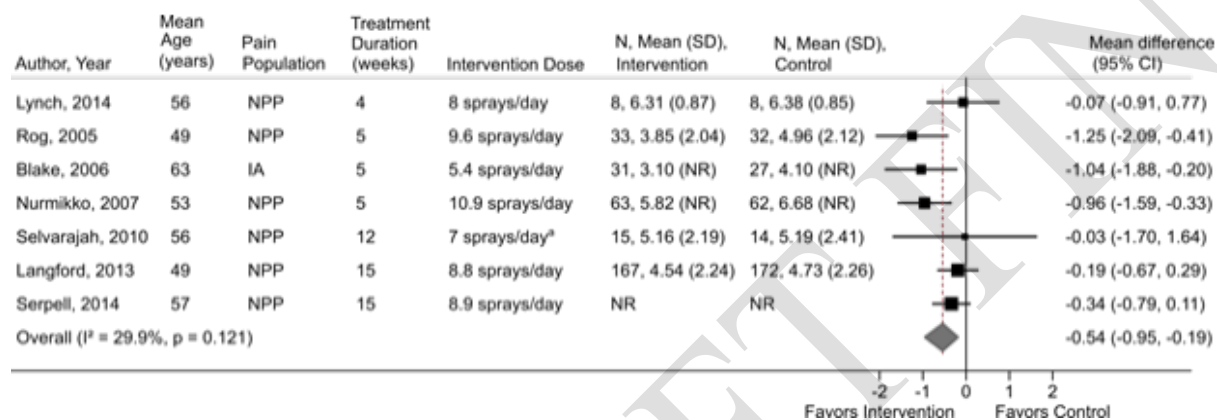
^b Only included outcome reported was opioid-use.

Forest Plots

Comparable THC to CBD Ratio Studies

Pooled results and the forest plot for the sensitivity analysis conducted for improvement in pain severity are available upon request by emailing wagnerje@ohsu.edu.

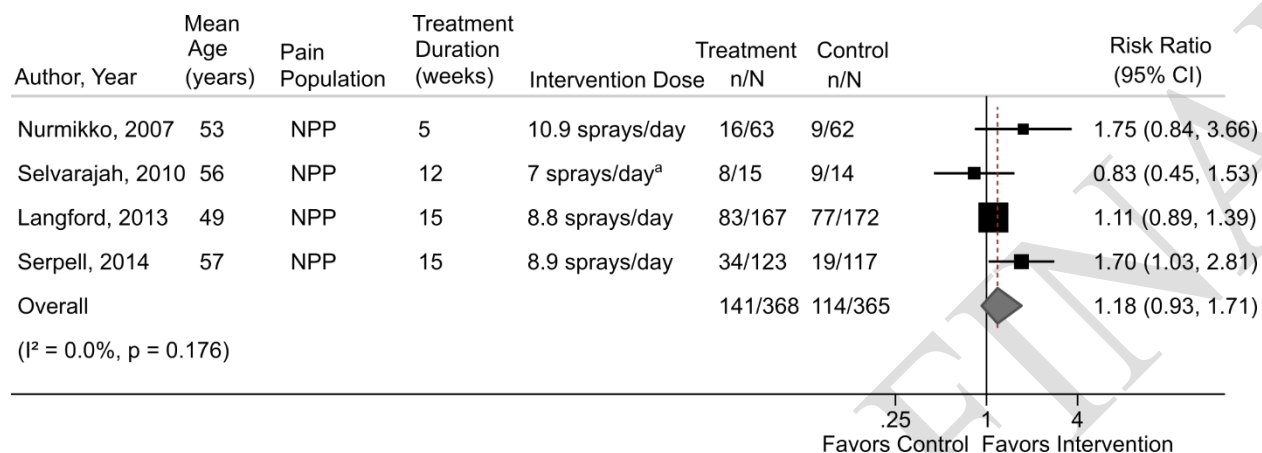
Figure E-1. Change in pain severity with comparable THC to CBD ratio versus placebo (short-term, 4 weeks to 6 months followup)



Abbreviations: CBD = cannabidiol; CI = confidence interval; IA = inflammatory arthritis; NPP = neuropathic pain; NR = not reported; SD = standard deviation; THC = tetrahydrocannabinol

^a Calculated by review team

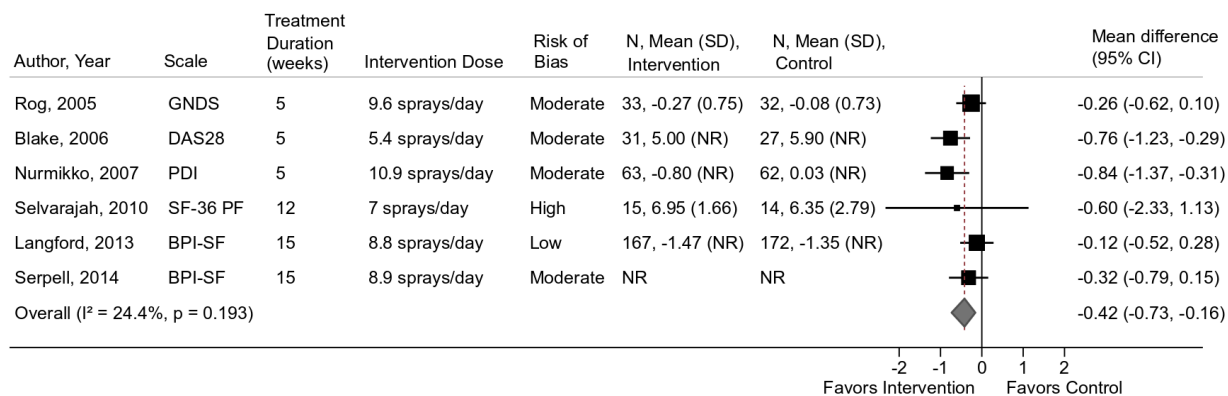
Figure E-2. Proportion of patients with pain response ($\geq 30\%$ improvement) with comparable THC to CBD ratio versus placebo (short-term, 4 weeks to 6 months followup)



Abbreviations: CI = confidence interval; NPP = neuropathic pain

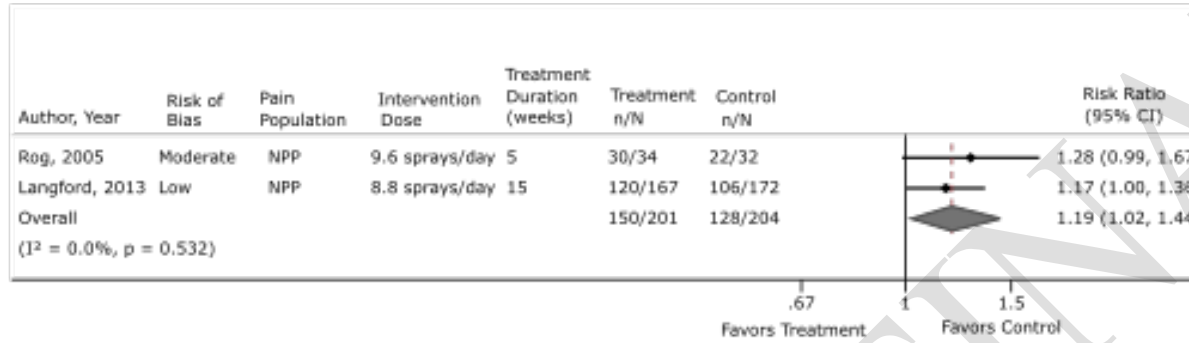
^a Calculated by review team

Figure E-3. Overall function: comparable THC to CBD ratio versus placebo (short term, 4 weeks to 6 months followup)



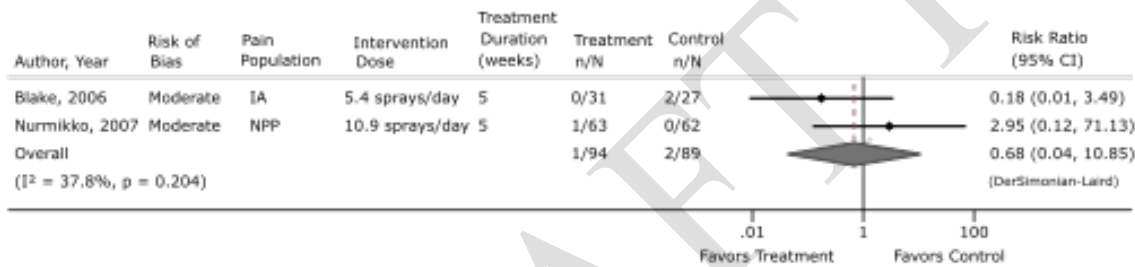
Abbreviations: BPI-SF = Brief Pain Inventory- Short Form; CBD = cannabidiol; CI = confidence interval; DAS28 = 28-Joint Disease Activity Scale; GNDS = Guy's Neurological Disability Scale; IA = inflammatory arthritis; NPP = neuropathic pain; NR = not reported; PDI = Pain Disability Index; SD = standard deviation; SF-36 = 36 Item Short Form Survey; SF-36 PF = 36 Item Short Form Survey Physical Functioning; THC = tetrahydrocannabinol.

Figure E-4. Adverse events for comparable THC to CBD ratio versus placebo (short-term, 4 weeks to 6 months followup)



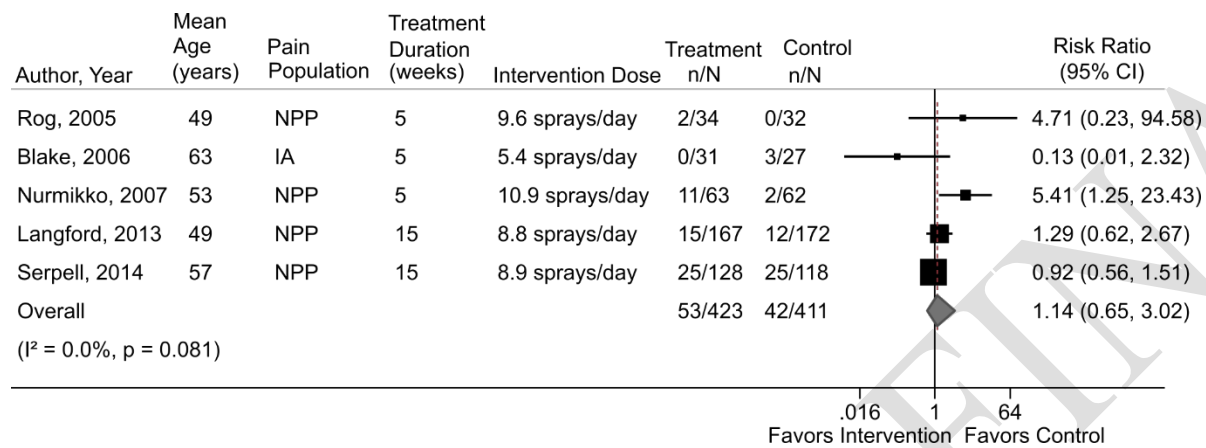
Abbreviations: CI = confidence interval; NPP = neuropathic pain

Figure E-5. Serious adverse events for comparable THC to CBD ratio versus placebo (short-term, 4 weeks to 6 months followup)



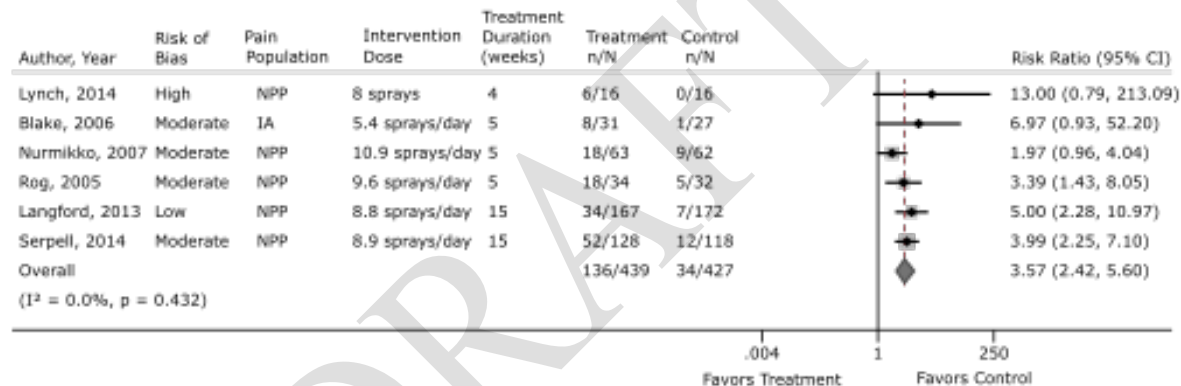
Abbreviations: CI = confidence interval; IA = inflammatory arthritis; NPP = neuropathic pain

Figure E-6. Withdrawal due to adverse events for comparable THC to CBD ratio versus placebo (short-term, 4 weeks to 6 months followup)



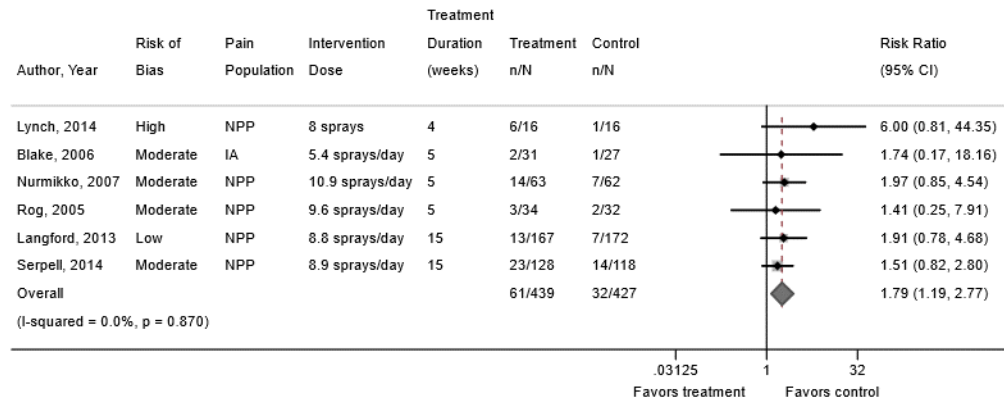
Abbreviations: CI = confidence interval; IA = inflammatory arthritis; NPP = neuropathic pain

Figure E-7. Dizziness for comparable THC to CBD ratio versus placebo (short-term, 4 weeks to 6 months followup)



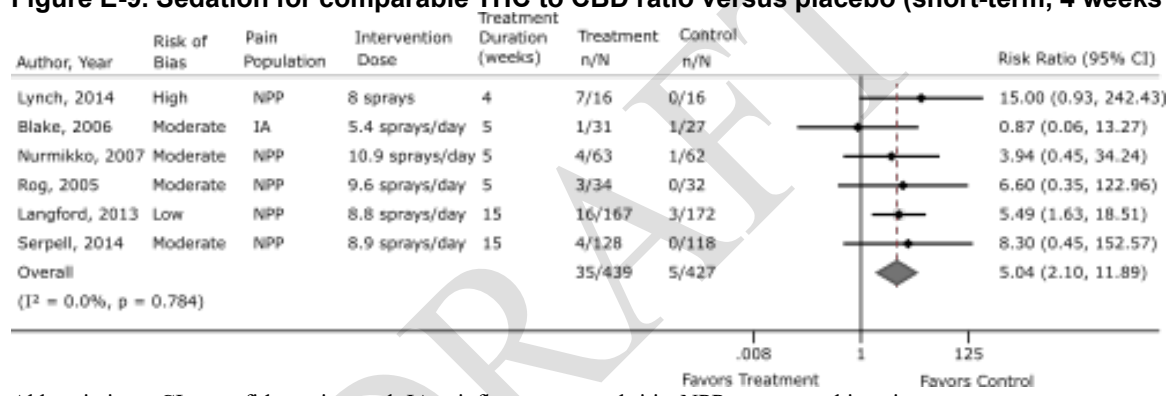
Abbreviations: CI = confidence interval; IA = inflammatory arthritis; NPP = neuropathic pain

Figure E-8. Nausea for comparable THC to CBD ratio versus placebo (short-term, 4 weeks to 6 months followup)



Abbreviations: CI = confidence interval; IA = inflammatory arthritis; NPP = neuropathic pain

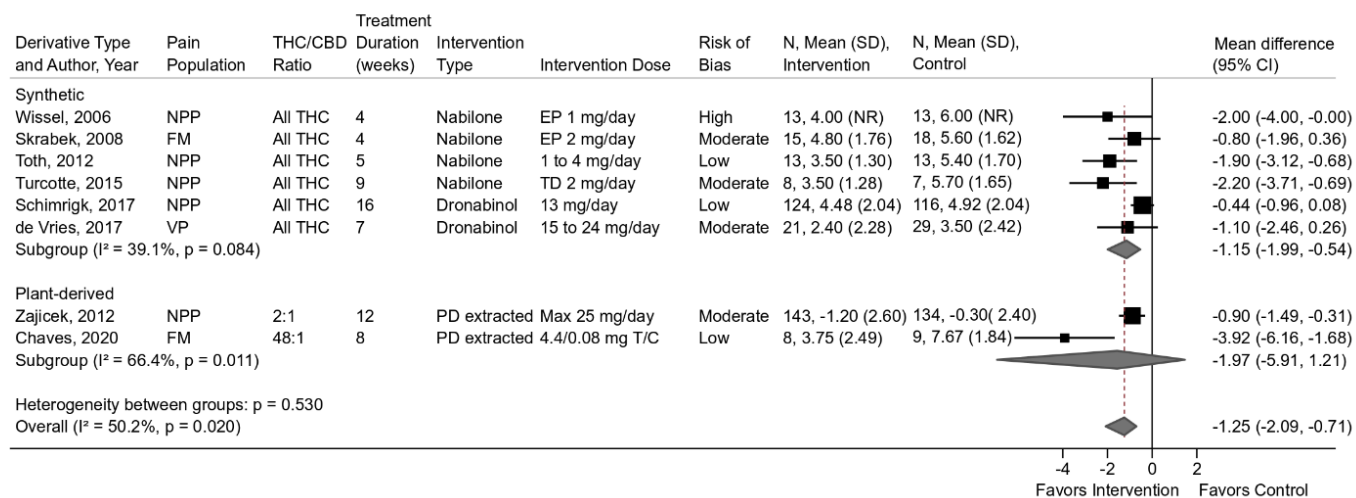
Figure E-9. Sedation for comparable THC to CBD ratio versus placebo (short-term, 4 weeks to 6 months followup)



Abbreviations: CI = confidence interval; IA = inflammatory arthritis; NPP = neuropathic pain

High THC to CBD Ratio Studies

Figure E-10. Change in pain severity with high THC ratio versus placebo (short-term, 4 weeks to 6 months followup)



Abbreviations: CBD = cannabidiol; CI = confidence interval; EP = end point; FM = fibromyalgia; NPP = neuropathic pain; SD = standard deviation; T/C = THC/CBD; TD = twice daily; THC = tetrahydrocannabinol; VP = visceral pain; WP = whole plant

Figure E-11. Stratified results on pain severity of RCTs using dronabinol and nabilone (short term, 4 weeks to 6 months followup)



Abbreviations: CBD = cannabidiol; CI = confidence interval; EP = end point; FM = fibromyalgia; NPP = neuropathic pain; SD = standard deviation; TD = twice daily; THC = tetrahydrocannabinol; VP = visceral pain

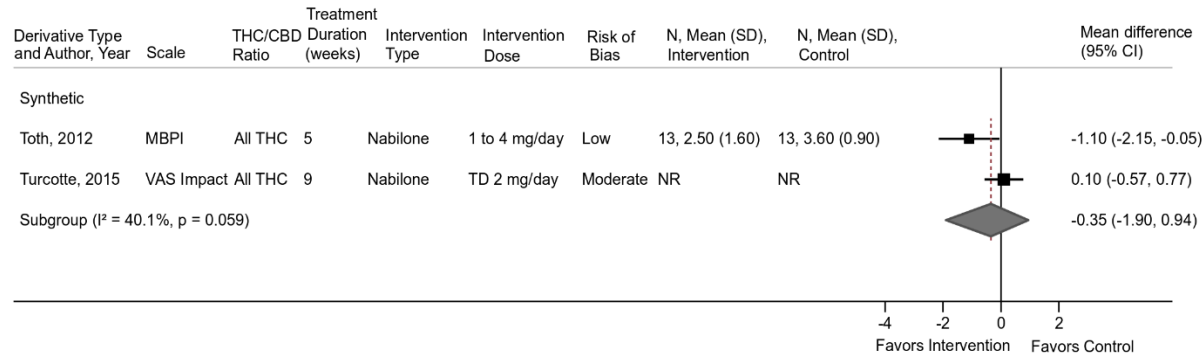
Table E-6. Interaction effect of RCTs assessing synthetic cannabinoids: nabilone versus dronabinol

Group Difference	Coefficient	Standard Error	t-Test	p-Value	95% Confidence Interval
Result	-1.06	0.445	-2.37	0.077	-2.29 to 0.18

Table E-7. Interaction effect of RCTs: synthetic versus plant-based interventions

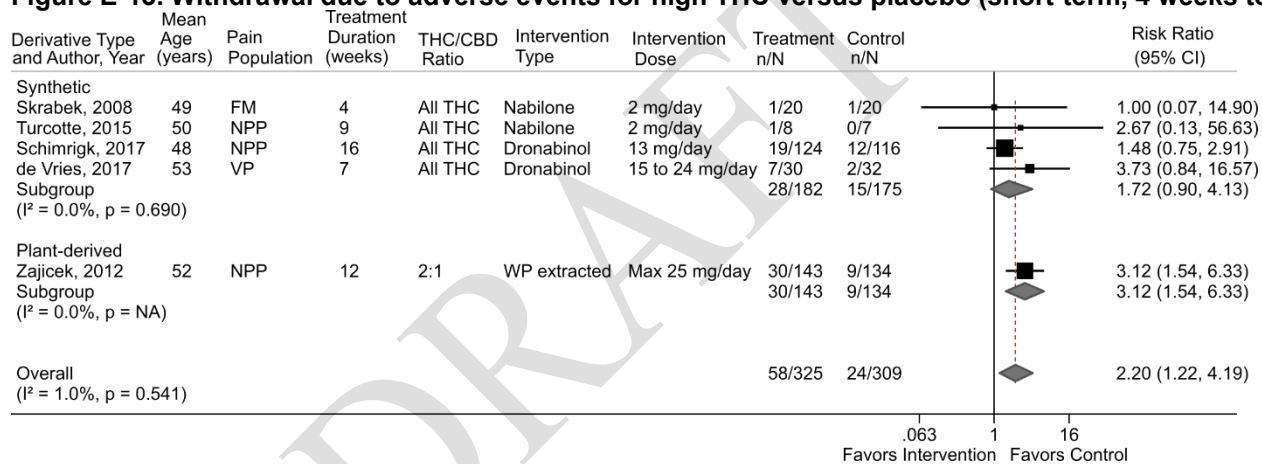
Group Difference	Coefficient	Standard Error	t-Test	p-Value	95% Confidence Interval
Result	-0.682	0.81	-0.84	0.423	-2.55 to 1.18

Figure E-12. Overall function for high-THC versus placebo (short term, 1-6 months followup)



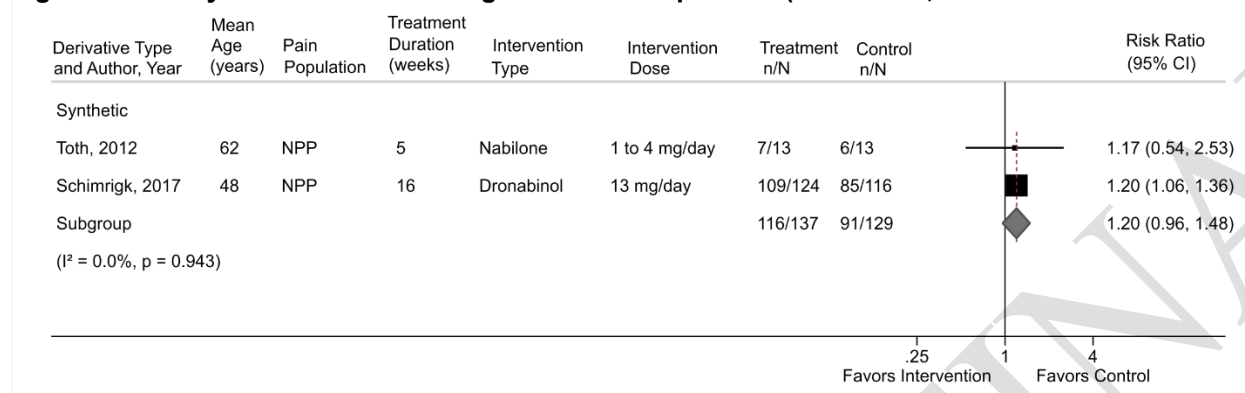
Abbreviations: CBD = cannabidiol; CI = confidence interval; MBPI = Modified Brief Pain Inventory; NPP = neuropathic pain; NR = not reported; SD = standard deviation; THC = tetrahydrocannabinol; VAS = Visual Analogue Scale

Figure E-13. Withdrawal due to adverse events for high THC versus placebo (short-term, 4 weeks to 6 months followup)



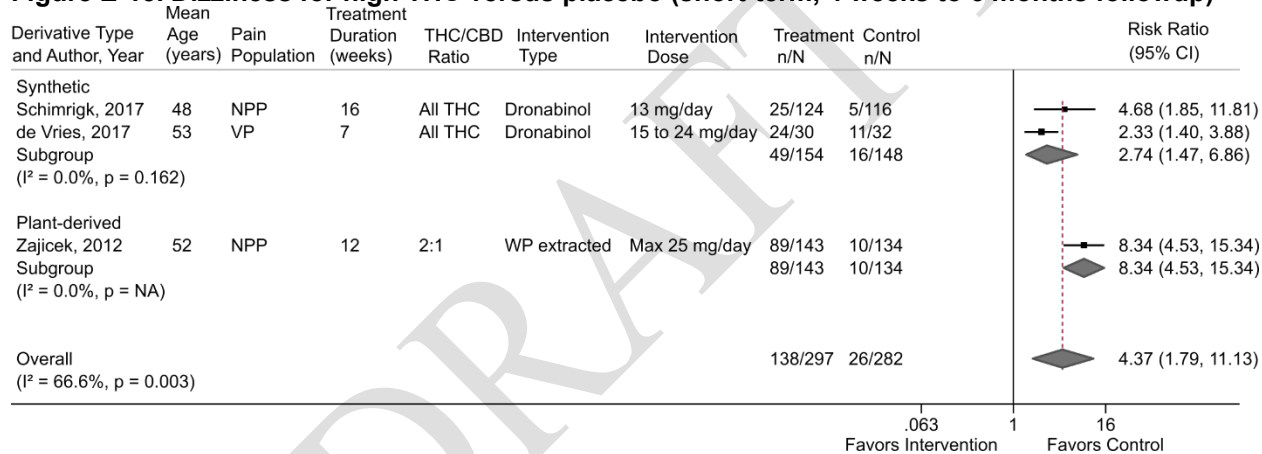
Abbreviations: CI = confidence interval; FM = fibromyalgia; NPP = neuropathic pain; THC = tetrahydrocannabinol; WP = whole plant

Figure E-14. Any adverse event for high THC versus placebo (short-term, 4 weeks to 6 months followup)



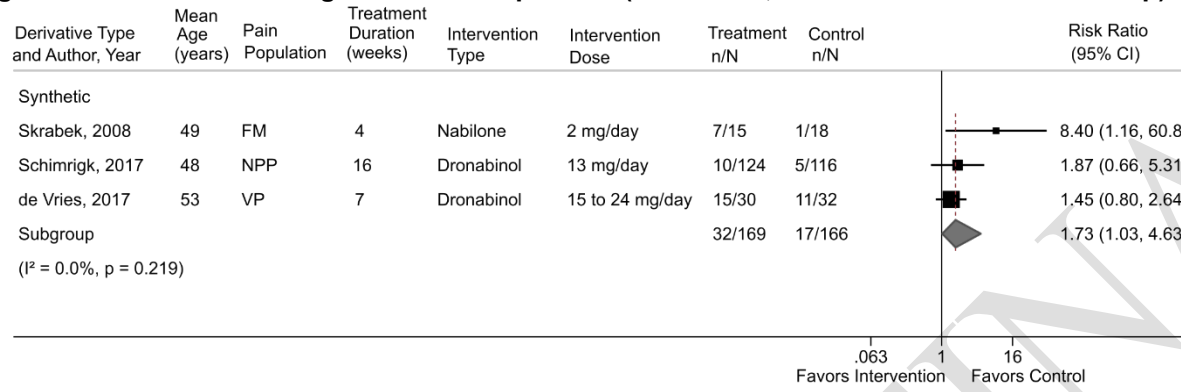
Abbreviations: CI = confidence interval; NPP = neuropathic pain; THC = tetrahydrocannabinol

Figure E-15. Dizziness for high THC versus placebo (short-term, 4 weeks to 6 months followup)




Abbreviations: CI = confidence interval; NPP = neuropathic pain; THC = tetrahydrocannabinol; VP = visceral pain; WP = whole plant

Figure E-16. Sedation for high THC versus placebo (short-term, 4 weeks to 6 months followup)



Abbreviations: CI = confidence interval; FM = fibromyalgia; NPP = neuropathic pain; VP = visceral pain

Figure E-17. Nausea for high THC versus placebo (short-term, 4 weeks to 6 months followup)



Abbreviations: CI = confidence interval; NPP = neuropathic pain; VP = visceral pain

Appendix F. Evidence Tables

Shown in associated Excel files for surveillance report 2 at
<https://effectivehealthcare.ahrq.gov/products/plant-based-chronic-pain-treatment/living-review>.

DRAFT FINAL

Appendix G. Risk of Bias Assessment

Shown in associated Excel files for surveillance report 2 at

<https://effectivehealthcare.ahrq.gov/products/plant-based-chronic-pain-treatment/living-review>.

DRAFT FINAL

Appendix H. Details on Strength of Evidence

Table H-1. KQ1 and 2: Cannabinoids to treat chronic pain – comparable THC to CBD ratio

Comparison	Outcome	Number of Studies (N) and Total Participants	Study Limitations	Directness	Consistency	Precision	Publication Bias	Main Findings Effect Size (95% CI)	SOE Grade
Comparable THC to CBD Ratio vs. Placebo	Pain response (≥30% improvement from baseline)	4 RCTs (N=733) ¹⁻⁴	Moderate	Direct	Consistent	Imprecise	Unknown	Potential small effect, not statistically significant, with THC:CBD 38% versus 31%, RR 1.18 (0.93 to 1.71); I ² =0%	Low
Comparable THC to CBD Ratio vs. Placebo	Pain severity (change)	7 RCTs (N=878) ¹⁻⁷	Moderate	Direct	Consistent	Precise	Unknown	Small benefit with THC:CBD 0 to 10 scale, MD -0.54 (-0.95 to -0.19; I ² =30%) Subgroup analysis removing high risk of bias studies: Moderate benefit MD -0.64 (-1.15 to -0.24)	Moderate
Comparable THC to CBD Ratio vs. Placebo	Function or Disability	6 RCTs (N=616) ^{1-5,7}	Moderate	Direct	Consistent	Precise	Unknown	Small benefit with THC:CBD, MD -0.42, 95% CI -0.73 to -0.16, I ² =24% (scale 0 to 10)	Moderate
Comparable THC to CBD Ratio vs. Placebo	WAEs	5 RCTs (N=834) ^{1,2,4,5,7}	Moderate	Direct	Consistent	Imprecise	Unknown	Failed to demonstrate or exclude a detrimental effect 13% vs. 10%, RR 1.14 (0.65 to 3.02); I ² =0%	Insufficient
Comparable THC to CBD Ratio vs. Placebo	SAEs	2 RCTs (N= 183) ^{2,5}	Moderate	Direct	Consistent	Imprecise	Unknown	No effect 1.1% vs. 2.2%, RR 0.68 (0.04 to 10.85; I ² =38%)	Low

Comparison	Outcome	Number of Studies (N) and Total Participants	Study Limitations	Directness	Consistency	Precision	Publication Bias	Main Findings Effect Size (95% CI)	SOE Grade
Comparable THC to CBD Ratio vs. Placebo	Dizziness	6 RCTs (N=866) ^{1,2,4-7}	Moderate	Direct	Consistent	Imprecise	Unknown	Large effect with THC:CBD 30% vs. 8%, RR 3.57 (2.42 to 5.60; I ² =0%)	Low
Comparable THC to CBD Ratio vs. Placebo	Nausea	6 RCTs (N=866) ^{1,2,4-7}	Moderate	Direct	Consistent	Imprecise	Unknown	Moderate effect with THC:CBD 14% vs. 7.5% RR 1.79 (1.19 to 2.77; I ² =0%)	Low
Comparable THC to CBD Ratio vs. Placebo	Sedation	6 RCTs (N=866) ^{1,2,4-7}	Moderate	Direct	Consistent	Imprecise	Unknown	Large effect with THC:CBD RR 5.04 (2.10 to 11.89; I ² =0%)	Low

Abbreviations: BPI-SF = Brief Pain Inventory (Short Form); CBD = cannabidiol; CI = confidence interval; KQ = Key Question; MD = mean difference; RCT = randomized controlled trial; RR = relative risk; SAE = serious adverse event; SOE = strength of evidence; THC = tetrahydrocannabinol; WAE = withdrawal due to adverse event

Table H-2. KQ1 and 2: Cannabinoids to treat chronic pain – high THC to CBD ratio, synthetic THC

Comparison	Outcome	Number of Studies and Total Participants (N)	Study Limitations	Directness	Consistency	Precision	Publication Bias	Main Findings Effect Size (95% CI)	Strength of Evidence Grade
Synthetic THC vs. Placebo	Pain response ($\geq 30\%$ improvement from baseline)	1 RCT (N=26) ⁸	Low	Direct	Unknown	Imprecise	Unknown	Large effect with nabilone 85% vs. 38%, RR 2.20 (CI 1.06 to 4.55)	Insufficient
Synthetic THC vs. Placebo	Pain severity	5 RCTs (N=364) ⁸⁻¹²	Moderate	Direct	Consistent	Imprecise	Unknown	Moderate effect with synthetic THC 0 to 10 scale, MD -1.08 (-1.96 to -0.43; $I^2=42\%$)	Low
Synthetic THC vs. Placebo	Function/disability	2 RCTs (N=41) ^{8,12} 1 RCT (N=13) not included in meta-analysis ¹³	Moderate	Direct	Consistent	Imprecise	Unknown	No effect (scale 0 to 10) MD : -0.35, -1.9 to 0.94, 0 to 10 scale, $I^2=40\%$	Low
Synthetic THC vs. Placebo	WAEs	4 RCTs (N=357) ⁹⁻¹²	Moderate	Direct	Consistent	Imprecise	Unknown	Potential moderate effect, not statistically significant 13% vs. 9%, RR 1.72 (0.90 to 4.13; $I^2=0\%$)	Low
Synthetic THC vs. Placebo	SAEs	1 RCT (N=240) ¹⁰	Low	Direct	Unknown	Imprecise	Unknown	Failed to demonstrate or exclude a detrimental effect 10% vs. 6%, RR 1.60 (0.65 to 3.93)	Insufficient
Synthetic THC vs. Placebo	Dizziness	2 RCTs (N=302) ^{9,10}	Low	Direct	Consistent	Imprecise	Unknown	Large effect with dronabinol 32% vs. 11%, RR 2.74 (1.47 to 6.86; $I^2=0\%$)	Moderate

Comparison	Outcome	Number of Studies and Total Participants (N)	Study Limitations	Directness	Consistency	Precision	Publication Bias	Main Findings Effect Size (95% CI)	Strength of Evidence Grade
Synthetic THC vs. Placebo	Nausea	2 RCTs (N=302) ^{9,10}	Low	Direct	Consistent	Imprecise	Unknown	Potential large effect with dronabinol, not statistically significant 12% vs. 6%, RR 2.19 (0.77 to 5.39; I ² =0%)	Low
Synthetic THC vs. Placebo	Sedation	3 RCTs (N=335) ^{9,11}	Moderate	Direct	Consistent	Imprecise	Unknown	Moderate effect with dronabinol 19% vs. 10%, RR 1.73 (1.03 to 4.63; I ² =0%)	Low

Abbreviations: CBD = cannabidiol; CI = confidence interval; KQ = Key Question; MD = mean difference; RCT = randomized controlled trial; RR = relative risk; SAE = serious adverse event; SOE = strength of evidence; THC = tetrahydrocannabinol; WAE = withdrawal due to adverse event

Table H-3. KQ1 and 2: Cannabinoids to treat chronic pain – high THC to CBD ratio, extracted from whole plant

Comparison	Outcome	Number of Studies and Total Participants (N)	Study Limitations	Directness	Consistency	Precision	Publication Bias	Main Findings Effect Size (95% CI)	Strength of Evidence Grade
Extracted THC vs. Placebo	Pain severity	2 RCTs (N=297) ^{14,15}	Moderate	Direct	Inconsistent	Imprecise	Unknown	Failed to demonstrate or exclude a detrimental effect MD -2.05 (-5.94 to 1.26; I ² =72%)	Insufficient
	Function/disability	1 RCT (N=18) ¹⁵	High	Direct	Unknown	Imprecise	Unknown	Failed to demonstrate or exclude a detrimental effect MD 1.75 (-0.46 to 3.98)	Insufficient
	WAEs	1 RCT (N=277) ¹⁴	Moderate	Direct	Unknown	Imprecise	Unknown	Large increased risk 13.9% vs. 5.7%, RR 3.12 (1.54 to 6.33)	Low
	SAEs	1 RCT (N=277) ¹⁴	Moderate	Direct	Unknown	Imprecise	Unknown	Failed to demonstrate or exclude a detrimental effect 4.9% vs. 2.2%, RR 2.19 (0.58 to 8.28)	Insufficient
	Dizziness	1 RCT (N=277) ¹⁴	Moderate	Direct	Unknown	Imprecise	Unknown	Large effect 62.2% vs. 7.5%, RR 8.34 (4.53 to 15.34)	Low

Abbreviations: CBD = cannabidiol; CI = confidence interval; KQ = Key Question; MD = mean difference; RCT = randomized controlled trial; RR = relative risk; SAE = serious adverse event; SOE = strength of evidence; THC = tetrahydrocannabinol; WAE = withdrawal due to adverse event

Table H-4. KQ1 and 2: Cannabinoids to treat chronic pain – high THC to CBD ratio, combined synthetic and whole-plant extracted studies

Comparison	Outcome	Number of Studies and Total Participants (N)	Study Limitations	Directness	Consistency	Precision	Publication Bias	Main Findings Effect Size (95% CI)	Strength of Evidence Grade
Combined High THC Ratio Studies (synthetic and Whole-plant extracted)	Pain severity	7 RCTs (N=658) ^{8-12,14,15}	Moderate	Direct	Consistent	Precise	Unknown	Moderate effect MD -1.26 (-2.17 to -0.65; I ² =59%)	Moderate

Abbreviations: CBD = cannabidiol; CI = confidence interval; KQ = Key Question; MD = mean difference; RCT = randomized controlled trial; SOE = strength of evidence; THC = tetrahydrocannabinol

DRAFT FILE

Table H-5. KQ1 and 2: Cannabinoids to treat chronic pain – whole plant cannabis

Comparison	Outcome	Number of Studies and Total Participants (N)	Study Limitations	Directness	Consistency	Precision	Publication Bias	Main Findings Effect Size (95% CI)	Strength of Evidence Grade
Whole plant cannabis (standardized to 12% THC) vs. Usual Care	Pain Severity change	1 (N=431, 302 contribute to pain outcome) ¹⁶	High	Direct	Unknown	Imprecise	Unknown	Moderate effect 0 to 10 scale, Adjusted MD at 12 months: -1.10 (-1.56 to -0.72)	Insufficient
	WAE	1 (N=431) ¹⁶	High	Direct	Unknown	Imprecise	Unknown	Large effect with cannabis 4.7% vs. 0%, RR 21.10 (1.24 to 357.80)	Insufficient
	SAE	1 (N=431) ¹⁶	High	Direct	Unknown	Imprecise	Unknown	No effect 13% vs. 19%, OR 0.64 (0.38 to 1.04)	Insufficient
	Dizziness	1 (N=431) ¹⁶	High	Direct	Unknown	Imprecise	Unknown	Failed to demonstrate or exclude a detrimental effect 12.6% vs. 9.7%, RR 1.29 (0.75 to 2.21)	Insufficient
	Nausea	1 (N=431) ¹⁶	High	Direct	Unknown	Imprecise	Unknown	Moderate effect 16.7% vs. 9.7%, RR 1.72 (1.04 to 2.85)	Insufficient
	Sedation	1 (N=431) ¹⁶	High	Direct	Unknown	Imprecise	Unknown	Large effect 13.5% vs. 4.63%, RR 2.91 (1.46 to 5.83)	Insufficient
	Cognitive Disorder	1 (N=431) ¹⁶	High	Direct	Unknown	Imprecise	Unknown	Large effect 13.9% vs. 5.7%, RR 3.12 (1.54 to 6.33)	Insufficient

Abbreviations: CI = confidence interval; KQ = Key Question; MD = mean difference; OR = odds ratio; RCT = randomized controlled trial; RR = relative risk; SAE = serious adverse event; SOE = strength of evidence; THC = tetrahydrocannabinol; WAE = withdrawal due to adverse event;

Table H-6. KQ1: Cannabinoids to treat chronic pain – low THC to CBD ratio

Comparison	Outcome	Number of Studies (N) and Total Participants	Study Limitations	Directness	Consistency	Precision	Publication Bias	Main Findings Effect Size (95% CI)	Strength of Evidence Grade
Topical CBD vs. Placebo	Pain severity (change)	1 RCT (N=29) ¹⁷	High	Direct	Unknown	Imprecise	Unknown	Small effect with CBD cream MD -0.75, P=0.009 by ANCOVA (0 to 10 scale)	Insufficient
Oral Synthetic CBD vs. Placebo	Pain response (≥30% improvement)	1 RCT (N=136) ¹⁸	Moderate	Direct	Unknown	Imprecise	Unknown	No effect with oral synthetic CBD RR 1.01 (0.66 to 1.55)	Insufficient

Abbreviations: ANCOVA = analysis of covariance; CBD = cannabidiol; CI = confidence interval; KQ = Key Question; MD = mean difference; RCT = randomized controlled trial; RR = relative risk; SOE = strength of evidence; THC = tetrahydrocannabinol

DRAFT FINAL

Table H-7. KQ1 and 2: Cannabinoids to treat chronic pain – low THC to CBD ratio

Comparison	Outcome	Number of Studies (N) and Total Participants	Study Limitations	Directness	Consistency	Precision	Publication Bias	Main Findings Effect Size (95% CI)	Strength of Evidence Grade
CBDV vs. Placebo	Pain Response (≥30% improvement from baseline)	1 RCT (N=31) ¹⁹	Moderate	Direct	Unknown	Imprecise	Unknown	Large effect, favors placebo 38% vs. 81%, RR 0.46 (95% CI 0.24 to 0.91)	Insufficient
CBDV vs. Placebo	Pain severity (change)	1 RCT (N=31) ¹⁹	Moderate	Direct	Unknown	Imprecise	Unknown	Failed to demonstrate or exclude a detrimental effect MD 0.62 (-0.05 to 1.32)	Insufficient

Abbreviations: CBDV = cannabidivarin; CI = confidence interval; KQ = Key Question; MD = mean difference; RCT = randomized controlled trial; RR = relative risk; SOE = strength of evidence

Appendix H References

1. Langford RM, Mares J, Novotna A, et al. A double-blind, randomized, placebo-controlled, parallel-group study of THC/CBD oromucosal spray in combination with the existing treatment regimen, in the relief of central neuropathic pain in patients with multiple sclerosis. *J Neurol*. 2013 Apr;260(4):984-97. doi: <https://dx.doi.org/10.1007/s00415-012-6739-4>. PMID: 23180178.
2. Nurmikko TJ, Serpell MG, Hoggart B, et al. Sativex successfully treats neuropathic pain characterised by allodynia: a randomised, double-blind, placebo-controlled clinical trial. *Pain*. 2007 Dec 15;133(1-3):210-20. PMID: 17997224.
3. Selvarajah D, Gandhi R, Emery CJ, et al. Randomized placebo-controlled double-blind clinical trial of cannabis-based medicinal product (Sativex) in painful diabetic neuropathy: depression is a major confounding factor. *Diabetes Care*. 2010 Jan;33(1):128-30. doi: 10.2337/dc09-1029. PMID: 19808912.
4. Serpell M, Ratcliffe S, Hovorka J, et al. A double-blind, randomized, placebo-controlled, parallel group study of THC/CBD spray in peripheral neuropathic pain treatment. *Eur J Pain*. 2014 Aug;18(7):999-1012. doi: 10.1002/j.1532-2149.2013.00445.x. PMID: 24420962.
5. Blake DR, Robson P, Ho M, et al. Preliminary assessment of the efficacy, tolerability and safety of a cannabis-based medicine (Sativex) in the treatment of pain caused by rheumatoid arthritis. *Rheumatology (Oxford)*. 2006 Jan;45(1):50-2. PMID: 16282192.
6. Lynch ME, Cesar-Rittenberg P, Hohmann AG. A double-blind, placebo-controlled, crossover pilot trial with extension using an oral mucosal cannabinoid extract for treatment of chemotherapy-induced neuropathic pain. *J Pain Symptom Manage*. 2014 Jan;47(1):166-73. doi: <https://dx.doi.org/10.1016/j.jpainsymman.2013.02.018>. PMID: 23742737.
7. Rog DJ, Nurmikko TJ, Friede T, et al. Randomized, controlled trial of cannabis-based medicine in central pain in multiple sclerosis. *Neurology*. 2005 Sep 27;65(6):812-9. PMID: 16186518.
8. Toth C, Mawani S, Brady S, et al. An enriched-enrolment, randomized withdrawal, flexible-dose, double-blind, placebo-controlled, parallel assignment efficacy study of nabilone as adjuvant in the treatment of diabetic peripheral neuropathic pain. *Pain*. 2012 Oct;153(10):2073-82. doi: <https://dx.doi.org/10.1016/j.pain.2012.06.024>. PMID: 22921260.
9. de Vries M, van Rijckevorsel DCM, Vissers KCP, et al. Tetrahydrocannabinol Does Not Reduce Pain in Patients With Chronic Abdominal Pain in a Phase 2 Placebo-controlled Study. *Clin Gastroenterol Hepatol*. 2017 Jul;15(7):1079-86.e4. doi: <https://dx.doi.org/10.1016/j.cgh.2016.09.147>. PMID: 27720917.
10. Schimrigk S, Marziniak M, Neubauer C, et al. Dronabinol Is a Safe Long-Term Treatment Option for Neuropathic Pain Patients. *Eur Neurol*. 2017;78(5-6):320-9. doi: 10.1159/000481089. PMID: 29073592.
11. Skrabek RQ, Galimova L, Ethans K, et al. Nabilone for the treatment of pain in fibromyalgia. *J Pain*. 2008 Feb;9(2):164-73. PMID: 17974490.
12. Turcotte D, Doupe M, Torabi M, et al. Nabilone as an adjunctive to gabapentin for multiple sclerosis-induced neuropathic pain: a randomized controlled trial. *Pain Med*. 2015 Jan;16(1):149-59. doi: <https://dx.doi.org/10.1111/pme.12569>. PMID: 25288189.
13. Wissel J, Haydn T, Muller J, et al. Low dose treatment with the synthetic cannabinoid Nabilone significantly reduces spasticity-related pain : a double-blind placebo-controlled cross-over trial. *J Neurol*. 2006 Oct;253(10):1337-41. PMID: 16988792.

14. Zajicek JP, Hobart JC, Slade A, et al. Multiple sclerosis and extract of cannabis: results of the MUSEC trial. *J Neurol Neurosurg Psychiatry*. 2012 Nov;83(11):1125-32. doi: <https://dx.doi.org/10.1136/jnnp-2012-302468>. PMID: 22791906.
15. Chaves C, Bittencourt PCT, Pelegrini A. Ingestion of a THC-Rich Cannabis Oil in People with Fibromyalgia: A Randomized, Double-Blind, Placebo-Controlled Clinical Trial. *Pain Med*. 2020;21(10):2212-8. doi: <https://dx.doi.org/10.1093/pm/pnaa303>. PMID: 33118602.
16. Ware MA, Wang T, Shapiro S, et al. Cannabis for the Management of Pain: Assessment of Safety Study (COMPASS). *J Pain*. 2015 Dec;16(12):1233-42. doi: <https://dx.doi.org/10.1016/j.jpain.2015.07.014>. PMID: 26385201.
17. Xu DH, Cullen BD, Tang M, et al. The Effectiveness of Topical Cannabidiol Oil in Symptomatic Relief of Peripheral Neuropathy of the Lower Extremities. *Curr Pharm Biotechnol*. 2020;21(5):390-402. doi: <https://dx.doi.org/10.2174/1389201020666191202111534>. PMID: 31793418.
18. Vela J, Dreyer L, Petersen KK, et al. Cannabidiol treatment in hand osteoarthritis and psoriatic arthritis: a randomized, double-blind placebo-controlled trial. *Pain*. 2021;27:27. PMID: 34510141.
19. Eibach L, Scheffel S, Cardebring M, et al. Cannabidivarin for HIV-Associated Neuropathic Pain: A Randomized, Blinded, Controlled Clinical Trial. *Clin Pharmacol Ther*. 2020 Aug 08;109(4):1055-62. doi: <https://dx.doi.org/10.1002/cpt.2016>. PMID: 32770831.

Appendix I. Excluded Studies List

1. Delta-9-Tetrahydrocannabinol/cannabidiol (Sativex(R)): a review of its Use in patients with moderate to severe spasticity due to multiple sclerosis. *Drugs*. 2014;74(5):563-78. PMID: CN-02309238 NEW. **Exclusion reason:** Used as source document
2. Abo Ziad R, Grynbaum MB, Peleg R, et al. The Attitudes and Beliefs of Family Physicians Regarding the Use of Medical Cannabis, Knowledge of Side Effects, and Barriers to Use: A Comparison Between Residents and Specialists. *Am J Ther*. 2020; Publish Ahead of Print doi: <https://dx.doi.org/10.1097/MJT.00000000000001236>. PMID: 33416237. **Exclusion reason:** Ineligible study design
3. Aboud T, Schuster NM. Pain Management in Multiple Sclerosis: a Review of Available Treatment Options. *Curr Treat Options Neurol*. 2019 Nov 27;21(12):62. doi: <https://dx.doi.org/10.1007/s11940-019-0601-2>. PMID: 31773455. **Exclusion reason:** Used as source document
4. Abrams DI, Couey P, Dixit N, et al. Effect of Inhaled Cannabis for Pain in Adults With Sickle Cell Disease: A Randomized Clinical Trial. *JAMA netw*. 2020 Jul 01;3(7):e2010874. doi: <https://dx.doi.org/10.1001/jamanetworkopen.2020.10874>. PMID: 32678452. **Exclusion reason:** Inadequate duration
5. Abrams DI, Jay CA, Shade SB, et al. Cannabis in painful HIV-associated sensory neuropathy: a randomized placebo-controlled trial. *Neurology*. 2007 Feb 13;68(7):515-21. PMID: 17296917. **Exclusion reason:** Inadequate duration
6. Abuhasira R, Ron A, Sikorin I, et al. Medical Cannabis for Older Patients—Treatment Protocol and Initial Results. *J Clin Med*. 2019 Nov 01;8(11):01. doi: <https://dx.doi.org/10.3390/jcm8111819>. PMID: 31683817. **Exclusion reason:** Ineligible population
7. Abuhasira R, Ron A, Sikorin I, et al. Medical cannabis for older patients—treatment protocol and initial results. *J Clin Med*. 2019;8(11)doi: 10.3390/jcm8111819. PMID: 31683817. **Exclusion reason:** Ineligible population
8. Akgün K, Essner U, Seydel C, et al. Daily Practice Managing Resistant Multiple Sclerosis Spasticity With Delta-9-Tetrahydrocannabinol: Cannabidiol Oromucosal Spray: A Systematic Review of Observational Studies. *J Cent Nerv Syst Dis*. 2019;11doi: 10.1177/1179573519831997. PMID: 30886530. **Exclusion reason:** Used as source document
9. Allan GM, Finley CR, Ton J, et al. Systematic review of systematic reviews for medical cannabinoids: Pain, nausea and vomiting, spasticity, and harms. *Can Fam Physician*. 2018 02;64(2):e78-e94. PMID: 29449262. **Exclusion reason:** Ineligible publication type
10. Almog S, Aharon-Peretz J, Vulfsons S, et al. The pharmacokinetics, efficacy, and safety of a novel selective-dose cannabis inhaler in patients with chronic pain: A randomized, double-blinded, placebo-controlled trial. *Eur J Pain*. 2020 May 23;23:23. doi: <https://dx.doi.org/10.1002/ejp.1605>. PMID: 32445190. **Exclusion reason:** Inadequate duration
11. Aly E, Masocha W. Targeting the endocannabinoid system for management of HIV-associated neuropathic pain: A systematic review. *IBRO Neurosci Rep*. 2021 Jun;10:109-18. doi: <https://dx.doi.org/10.1016/j.ibneur.2021.01.004>. PMID: 34179865. **Exclusion reason:** Used as source document
12. Amato L, Minozzi S, Mitrova Z, et al. Systematic review of safety and therapeutic efficacy of cannabis in patients with multiple sclerosis, neuropathic pain, and in oncological patients treated with chemotherapy. *Epidemiol Prev*. 2017;41(5-6)doi: 10.19191/EP17.5-6.AD01.069. PMID: 29119763. **Exclusion reason:** Ineligible publication type
13. AminiLari M, Wang L, Neumark S, et al. Medical Cannabis and Cannabinoids for Impaired Sleep: A Systematic Review and Meta-Analysis of Randomized Clinical

- Trials. Sleep. 2021doi:
<https://dx.doi.org/10.1093/sleep/zsab234>.
Exclusion reason: Used as source document
14. Andrae MH, Carter GM, Shaparin N, et al. Inhaled Cannabis for Chronic Neuropathic Pain: A Meta-analysis of Individual Patient Data. *J Pain*. 2015 Dec;16(12):1221-32. doi: <https://dx.doi.org/10.1016/j.jpain.2015.07.009>. PMID: 26362106. **Exclusion reason:** Inadequate duration
 15. Aviram J, Lewitus GM, Pud D, et al. Specific phytocannabinoid compositions are associated with analgesic response and adverse effects in chronic pain patients treated with medical cannabis. *Pharmacol Res*. 2021 Jul;169:105651. doi: <https://dx.doi.org/10.1016/j.phrs.2021.105651>. PMID: 34000362. **Exclusion reason:** Ineligible comparator
 16. Aviram J, Lewitus GM, Vysotski Y, et al. Sex differences in medical cannabis-related adverse effects. *Pain*. 2021doi: <https://dx.doi.org/10.1097/j.pain.00000000000002463>. **Exclusion reason:** Ineligible comparator
 17. Aviram J, Pud D, Gershoni T, et al. Medical Cannabis Treatment for Chronic Pain: Outcomes and Prediction of Response. *Eur J Pain*. 2020 Oct 16;16:16. doi: <https://dx.doi.org/10.1002/ejp.1675>. PMID: 33065768. **Exclusion reason:** Ineligible comparator
 18. Aviram J, Samuely-Leichtag G. Efficacy of Cannabis-Based Medicines for Pain Management: A Systematic Review and Meta-Analysis of Randomized Controlled Trials. *Pain Physician*. 2017 09;20(6):E755-E96. PMID: 28934780. **Exclusion reason:** Used as source document
 19. Ball S, Vickery J, Hobart J, et al. The Cannabinoid Use in Progressive Inflammatory brain Disease (CUPID) trial: a randomised double-blind placebo-controlled parallel-group multicentre trial and economic evaluation of cannabinoids to slow progression in multiple sclerosis. *Health Technol Assess*. 2015;19(12):1-187. PMID: 25676540. **Exclusion reason:** Ineligible outcome
 20. Barnes MP. Sativex: clinical efficacy and tolerability in the treatment of symptoms of multiple sclerosis and neuropathic pain. *Expert Opin Pharmacother*. 2006 Apr;7(5):607-15. PMID: 16553576. **Exclusion reason:** Ineligible publication type
 21. Becker WC, Li Y, Caniglia EC, et al. Cannabis use, pain interference, and prescription opioid receipt among persons with HIV: a target trial emulation study. *AIDS Care*. 2021 Jun 28:1-9. doi: <https://dx.doi.org/10.1080/09540121.2021.1944597>. PMID: 34180721. **Exclusion reason:** Ineligible population
 22. Bellnier T, Brown GW, Ortega TR. Preliminary evaluation of the efficacy, safety, and costs associated with the treatment of chronic pain with medical cannabis. *Ment Health Clin*. 2018 May;8(3):110-5. doi: <https://dx.doi.org/10.9740/mhc.2018.05.110>. PMID: 29955555. **Exclusion reason:** Ineligible comparator
 23. Bennici A, Mannucci C, Calapai F, et al. Safety of Medical Cannabis in Neuropathic Chronic Pain Management. *Molecules (Basel)*. 2021;26(20):16. PMID: 34684842. **Exclusion reason:** Used as source document
 24. Berger AA, Keefe J, Winnick A, et al. Cannabis and cannabidiol (CBD) for the treatment of fibromyalgia. *Best Pract Res Clin Anaesthesiol*. 2020doi: [10.1016/j.bpa.2020.08.010](https://dx.doi.org/10.1016/j.bpa.2020.08.010). PMID: 33004171. **Exclusion reason:** Ineligible publication type
 25. Berman JS, Symonds C, Birch R. Efficacy of two cannabis based medicinal extracts for relief of central neuropathic pain from brachial plexus avulsion: results of a randomised controlled trial. *Pain*. 2004 Dec;112(3):299-306. PMID: 15561385. **Exclusion reason:** Inadequate duration
 26. Blake A, Wan BA, Malek L, et al. A selective review of medical cannabis in cancer pain management. *Ann Palliat Med*. 2017 Dec;6(Suppl 2):S215-S22. doi: <https://dx.doi.org/10.21037/apm.2017.08.05>. PMID: 28866904. **Exclusion reason:** Ineligible population
 27. Boehnke KF, Gagnier JJ, Matallana L, et al. Cannabidiol Use for Fibromyalgia: Prevalence of Use and Perceptions of

- Effectiveness in a Large Online Survey. The journal of pain. 2021doi: <https://dx.doi.org/10.1016/j.jpain.2020.12.001>. PMID: 33400996. **Exclusion reason:** Ineligible study design
28. Boehnke KF, Gagnier JJ, Matallana L, et al. Substituting Cannabidiol for Opioids and Pain Medications Among Individuals With Fibromyalgia: A Large Online Survey. J Pain. 2021doi: 10.1016/j.jpain.2021.04.011. PMID: 33992787. **Exclusion reason:** Background only
29. Boehnke KF, Scott JR, Litinas E, et al. High-Frequency Medical Cannabis Use Is Associated With Worse Pain Among Individuals With Chronic Pain. J Pain. 2020 May - Jun;21(5-6):570-81. doi: <https://dx.doi.org/10.1016/j.jpain.2019.09.006>. PMID: 31560957. **Exclusion reason:** Ineligible comparator
30. Boychuk DG, Goddard G, Mauro G, et al. The effectiveness of cannabinoids in the management of chronic nonmalignant neuropathic pain: a systematic review. J Oral Facial Pain Headache. 2015;29(1):7-14. doi: <https://dx.doi.org/10.11607/ofph.1274>. PMID: 25635955. **Exclusion reason:** Ineligible publication type
31. Busse JW, Wang L, Kamaleldin M, et al. Opioids for Chronic Noncancer Pain: A Systematic Review and Meta-analysis. Jama. 2018 12 18;320(23):2448-60. doi: <https://dx.doi.org/10.1001/jama.2018.18472>. PMID: 30561481. **Exclusion reason:** Used as source document
32. Chan CJ. Efficacy of plant based cannabis in reducing pain in patients with chronic pain: A meta analysis. Dissertation Abstracts International: Section B: The Sciences and Engineering. 2020;81(10-B):No Pagination Specified. **Exclusion reason:** Ineligible publication type
33. Christ MM. Pain medicine: Cannabis is effective in neuropathic pain. Arzneimitteltherapie. 2019;37(6):242-3. **Exclusion reason:** Not in English
34. Clermont-Gnamien S, Atlani S, Attal N, et al. The therapeutic use of Δ^9 -tetrahydrocannabinol (dronabinol) in refractory neuropathic pain. Presse Medicale. 2002;31(39 I):1840-5. PMID: 12496714. **Exclusion reason:** Not in English
35. Cooper ZD, Abrams DI. Considering abuse liability and neurocognitive effects of cannabis and cannabis-derived products when assessing analgesic efficacy: a comprehensive review of randomized-controlled studies. Am J Drug Alcohol Abuse. 2019;45(6):580-95. doi: <https://dx.doi.org/10.1080/00952990.2019.1669628>. PMID: 31687845. **Exclusion reason:** Used as source document
36. Corey-Bloom J, Wolfson T, Gamst A, et al. Smoked cannabis for spasticity in multiple sclerosis: a randomized, placebo-controlled trial. Cmaj. 2012 Jul 10;184(10):1143-50. doi: <https://dx.doi.org/10.1503/cmaj.110837>. PMID: 22586334. **Exclusion reason:** Inadequate duration
37. Costales B, van Boemmel-Wegmann S, Winterstein A, et al. Clinical Conditions and Prescription Drug Utilization among Early Medical Marijuana Registrants in Florida. J Psychoactive Drugs. 2021:1-10. doi: <https://dx.doi.org/10.1080/02791072.2020.1864069>. PMID: 33393877. **Exclusion reason:** Ineligible study design
38. Coughlin LN, Ilgen MA, Jannausch M, et al. Progression of cannabis withdrawal symptoms in people using medical cannabis for chronic pain. Addiction (Abingdon, England). 2021doi: <https://dx.doi.org/10.1111/add.15370>. PMID: 33400332. **Exclusion reason:** Ineligible study design
39. Crestani F. Medical Cannabis for the Treatment of Fibromyalgia. J. 2018 Aug;24(5):281. doi: <https://dx.doi.org/10.1097/RHU.00000000000000823>. PMID: 29757806. **Exclusion reason:** Ineligible study design
40. Cumenal M, Selvy M, Kerckhove N, et al. The safety of medications used to treat peripheral neuropathic pain, part 2 (opioids, cannabinoids and other drugs): review of double-blind, placebo-controlled, randomized clinical trials. Expert opinion on drug safety. 2020doi: <https://dx.doi.org/10.1080/14740338.2021.1842871>. PMID: 33103931. **Exclusion reason:** Used as source document

41. Cunetti L, Manzo L, Peyraube R, et al. Chronic Pain Treatment With Cannabidiol in Kidney Transplant Patients in Uruguay. *Transplant Proc.* 2018 Mar;50(2):461-4. doi: <https://dx.doi.org/10.1016/j.transproceed.2017.12.042>. PMID: 29579828. **Exclusion reason:** Ineligible comparator
42. Cunningham CO, Starrels JL, Zhang C, et al. Medical Marijuana and Opioids (MEMO) Study: protocol of a longitudinal cohort study to examine if medical cannabis reduces opioid use among adults with chronic pain. *BMJ Open.* 2020;10(12):e043400. doi: <https://dx.doi.org/10.1136/bmjopen-2020-043400>. PMID: 33376181. **Exclusion reason:** Ineligible study design
43. Curtis SA, Brandow AM, Deveaux M, et al. Daily Cannabis Users with Sickle Cell Disease Show Fewer Admissions than Others with Similar Pain Complaints. *Cannabis Cannabinoid Res.* 2020;5(3):255-62. doi: 10.1089/can.2019.0036. PMID: 32923662. **Exclusion reason:** Ineligible study design
44. Darnall BD, Humphreys KN. An experimental method for assessing whether marijuana use reduces opioid use in patients with chronic pain. *Addiction.* 2018 08;113(8):1552-3. doi: <https://dx.doi.org/10.1111/add.14239>. PMID: 29882256. **Exclusion reason:** Ineligible study design
45. Degenhardt L, Lintzeris N, Campbell G, et al. Experience of adjunctive cannabis use for chronic non-cancer pain: findings from the Pain and Opioids IN Treatment (POINT) study. *Drug Alcohol Depend.* 2015 Feb 01;147:144-50. doi: <https://dx.doi.org/10.1016/j.drugalcdep.2014.11.031>. PMID: 25533893. **Exclusion reason:** Ineligible study design
46. Denduluri SK, Woolson ST, Indelli PF, et al. Cannabinoid and Opioid Use Among Total Joint Arthroplasty Patients: A 6-Year, Single-Institution Study. *Orthopedics.* 2020 Oct 01:1-6. doi: <https://dx.doi.org/10.3928/01477447-20200928-02>. PMID: 33002174. **Exclusion reason:** Ineligible outcome
47. Deshpande A, Mailis-Gagnon A, Zoheiry N, et al. Efficacy and adverse effects of medical marijuana for chronic noncancer pain: Systematic review of randomized controlled trials. *Can Fam Physician.* 2015 Aug;61(8):e372-81. PMID: 26505059. **Exclusion reason:** Ineligible publication type
48. Dimitrios L, Aris F. Efficacy, tolerability and safety of cannabinoids for management of pain in adult patients with multiple sclerosis: A systematic review and meta-analysis. *Signa Vitae.* 2021;17:S10. doi: 10.22514/sv.2021.157. **Exclusion reason:** Ineligible publication type
49. Durán M, Capellà D. Cannabis and cannabinoids in the treatment of neuropathic pain. *DOLOR.* 2005;20(4):213-6. **Exclusion reason:** Not in English
50. Dykukha I, Malessa R, Essner U, et al. Nabiximols in Chronic Neuropathic Pain: A Meta-Analysis of Randomized Placebo-Controlled Trials. *Pain Med.* 2021 04 20;22(4):861-74. doi: <https://dx.doi.org/10.1093/pm/pnab050>. PMID: 33561282. **Exclusion reason:** Used as source document
51. Eadie L, Lo LA, Christiansen A, et al. Duration of Neurocognitive Impairment With Medical Cannabis Use: A Scoping Review. *Frontiers in Psychiatry.* 2021;12doi: 10.3389/fpsy.2021.638962. PMID: 33790818. **Exclusion reason:** Used as source document
52. Ellis RJ, Toperoff W, Vaida F, et al. Smoked medicinal cannabis for neuropathic pain in HIV: a randomized, crossover clinical trial. *Neuropsychopharmacology.* 2009 Feb;34(3):672-80. doi: <https://dx.doi.org/10.1038/npp.2008.120>. PMID: 18688212. **Exclusion reason:** Inadequate duration
53. Fallon MT, Albert Lux E, McQuade R, et al. Sativex oromucosal spray as adjunctive therapy in advanced cancer patients with chronic pain unalleviated by optimized opioid therapy: two double-blind, randomized, placebo-controlled phase 3 studies. *Br.* 2017 Aug;11(3):119-33. doi: <https://dx.doi.org/10.1177/2049463717710042>. PMID: 28785408. **Exclusion reason:** Ineligible population
54. Feingold D, Brill S, Goor-Aryeh I, et al. Depression and anxiety among chronic pain patients receiving prescription opioids and

- medical marijuana. *J Affect Disord.* 2017 08 15;218:1-7. doi: <https://dx.doi.org/10.1016/j.jad.2017.04.026>. PMID: 28453948. **Exclusion reason:** Ineligible study design
55. Fiani B, Sarhadi KJ, Soula M, et al. Current application of cannabidiol (CBD) in the management and treatment of neurological disorders. *Neurol Sci.* 2020 Jun 16;16:16. doi: <https://dx.doi.org/10.1007/s10072-020-04514-2>. PMID: 32556748. **Exclusion reason:** Background only
56. First L, Douglas W, Habibi B, et al. Cannabis Use and Low-Back Pain: A Systematic Review. *Cannabis Cannabinoid Res.* 2020;5(4):283-9. doi: [10.1089/can.2019.0077](https://doi.org/10.1089/can.2019.0077). PMID: 33381642. **Exclusion reason:** Used as source document
57. Fishbain DA, Cutler RB, Rosomoff HL, et al. Validity of self-reported drug use in chronic pain patients. *Clin J Pain.* 1999 Sep;15(3):184-91. PMID: 10524471. **Exclusion reason:** Background only
58. Fisher E, Moore RA, Fogarty AE, et al. Cannabinoids, cannabis, and cannabis-based medicine for pain management: a systematic review of randomised controlled trials. *Pain.* 2021 Jul 1;162(Suppl 1):S45-s66. doi: [10.1097/j.pain.0000000000001929](https://doi.org/10.1097/j.pain.0000000000001929). PMID: 32804836. **Exclusion reason:** Used as source document
59. Fitzcharles M-A, Rampakakis E, Sampalis J, et al. Use of medical cannabis by patients with fibromyalgia in Canada after cannabis legalisation: a cross-sectional study. *Clinical and experimental rheumatology.* 2021 PMID: 33938797. **Exclusion reason:** Ineligible study design
60. Fitzcharles MA, Baerwald C, Ablin J, et al. Efficacy, tolerability and safety of cannabinoids in chronic pain associated with rheumatic diseases (fibromyalgia syndrome, back pain, osteoarthritis, rheumatoid arthritis): A systematic review of randomized controlled trials. *Schmerz.* 2016 Feb;30(1):47-61. doi: <https://dx.doi.org/10.1007/s00482-015-0084-3>. PMID: 26767993. **Exclusion reason:** Ineligible publication type
61. Fitzcharles MA, Ste-Marie PA, Hauser W, et al. Efficacy, Tolerability, and Safety of Cannabinoid Treatments in the Rheumatic Diseases: A Systematic Review of Randomized Controlled Trials. *Arthritis care & research.* 2016 05;68(5):681-8. doi: <https://dx.doi.org/10.1002/acr.22727>. PMID: 26548380. **Exclusion reason:** Ineligible publication type
62. Flachenecker P, Henze T, Zettl UK. Nabiximols (THC/CBD oromucosal spray, Sativex®) in clinical practice--results of a multicenter, non-interventional study (MOVE 2) in patients with multiple sclerosis spasticity. *Eur Neurol.* 2014;71(5-6):271-9. doi: [10.1159/000357427](https://doi.org/10.1159/000357427). PMID: 24525548. **Exclusion reason:** Ineligible comparator
63. Flachenecker P, Henze T, Zettl UK. Long-term effectiveness and safety of nabiximols (tetrahydrocannabinol/cannabidiol oromucosal spray) in clinical practice. *Eur Neurol.* 2014;72(1-2):95-102. doi: [10.1159/000360285](https://doi.org/10.1159/000360285). PMID: 24943098. **Exclusion reason:** Ineligible comparator
64. Gado F, Mohamed KA, Meini S, et al. Various substituted 2-oxopyridine derivatives: Extending the structure-activity relationships for allosteric modulation of the cannabinoid CB2 receptor. *Eur J Med Chem.* 2020;211:113116. doi: <https://dx.doi.org/10.1016/j.ejmech.2020.113116>. PMID: 33360803. **Exclusion reason:** Ineligible study design
65. Gambino A, Cabras M, Panagiotakos E, et al. Evaluating the Suitability and Potential Efficiency of Cannabis sativa Oil for Patients with Primary Burning Mouth Syndrome: A Prospective, Open-Label, Single-Arm Pilot Study. *Pain Med.* 2020doi: <https://dx.doi.org/10.1093/pm/pnaa318>. PMID: 33123730. **Exclusion reason:** Ineligible comparator
66. Goedel WC, Macmadu A, Shhipar A, et al. Association of medical cannabis licensure with prescription opioid receipt: A population-based, individual-level retrospective cohort study. *Int J Drug Policy.* 2021;100:103502. PMID: 34695720. **Exclusion reason:** Ineligible comparator
67. Grotenhermen F. Treatment of severe chronic pain with cannabis preparations. *Arztliche Praxis Neurologie Psychiatrie.* 2002(5):28-30. **Exclusion reason:** Not in English

68. Guillooard M, Authier N, Pereira B, et al. Cannabis use assessment and its impact on pain in rheumatologic diseases: a systematic review and meta-analysis. *Rheumatology* (Oxford, England). 2020;doi: <https://dx.doi.org/10.1093/rheumatology/kea534>. PMID: 33159797. **Exclusion reason:** Used as source document
69. Gutierrez T, Hohmann AG. Cannabinoids for the treatment of neuropathic pain: Are they safe and effective? *Future Neurology*. 2011;6(2):129-33. doi: 10.2217/fnl.11.6. **Exclusion reason:** Ineligible publication type
70. Habib G, Khazin F, Artul S. The Effect of Medical Cannabis on Pain Level and Quality of Sleep among Rheumatology Clinic Outpatients. *Pain Res Manag*. 2021;2021:1756588. PMID: 34531934. **Exclusion reason:** Ineligible comparator
71. Häckel A. Cannabis for chronic back pain?: Pivotal study for whole cannabis extract started. *MMW-Fortschritte der Medizin*. 2021;163(14):63. doi: 10.1007/s15006-021-0197-9. **Exclusion reason:** Ineligible publication type
72. Haleem R, Wright R. A Scoping Review on Clinical Trials of Pain Reduction With Cannabis Administration in Adults. *J Clin Med Res*. 2020 Jun;12(6):344-51. doi: <https://dx.doi.org/10.14740/jocmr4210>. PMID: 32587650. **Exclusion reason:** Ineligible population
73. Hansen JS, Hansen RM, Petersen T, et al. The effect of cannabis-based medicine on neuropathic pain and spasticity in patients with multiple sclerosis and spinal cord injury: Study protocol of a national multicenter double-blinded, placebo-controlled trial. *Brain sci*. 2021;11(9)doi: 10.3390/brainsci11091212. **Exclusion reason:** Ineligible publication type
74. Haroutounian S, Arendt-Nielsen L, Belton J, et al. International Association for the Study of Pain Presidential Task Force on Cannabis and Cannabinoid Analgesia: research agenda on the use of cannabinoids, cannabis, and cannabis-based medicines for pain management. *Pain*. 2021 Jul 01;162(Suppl 1):S117-S24. doi: <https://dx.doi.org/10.1097/j.pain.00000000000002266>. PMID: 34138827. **Exclusion reason:** Background only
75. Hassan S, Zheng Q, Rizzolo E, et al. Does Integrative Medicine Reduce Prescribed Opioid Use for Chronic Pain? A Systematic Literature Review. *Pain Med*. 2020 04 01;21(4):836-59. doi: <https://dx.doi.org/10.1093/pm/pnz291>. PMID: 31755962. **Exclusion reason:** Ineligible intervention
76. Haungs A, Elizondo J. Does smoking cannabis help with chronic neuropathic pain? *Evidence-Based Practice*. 2018;21(2):E7-E8. **Exclusion reason:** Ineligible publication type
77. Hauser W, Fitzcharles M-A, Radbruch L, et al. Cannabinoids in pain management and palliative medicine: an overview of systematic reviews and prospective observational studies. *Dtsch*. 2017 Sep;114(38):627-34. PMID: 29017688. **Exclusion reason:** Used as source document
78. Hauser W, Fitzcharles MA, Radbruch L, et al. Cannabinoids in Pain Management and Palliative Medicine. *Dtsch*. 2017 Sep 22;114(38):627-34. doi: <https://dx.doi.org/10.3238/arztbl.2017.0627>. PMID: 29017688. **Exclusion reason:** Ineligible population
79. Hayes C, Martin JH. Lack of efficacy of cannabidiol for relieving back pain: time to re-set expectations? *Med J Aust*. 2021;doi: 10.5694/mja2.51025. PMID: 33846981. **Exclusion reason:** Ineligible publication type
80. Hendricks O, Andersen TE, Christiansen AA, et al. Efficacy and safety of cannabidiol followed by an open label add-on of tetrahydrocannabinol for the treatment of chronic pain in patients with rheumatoid arthritis or ankylosing spondylitis: protocol for a multicentre, randomised, placebo-controlled study. *BMJ Open*. 2019 06 04;9(6):e028197. doi: <https://dx.doi.org/10.1136/bmjopen-2018-028197>. PMID: 31167870. **Exclusion reason:** Ineligible study design
81. Hesselink JM, Kopsky DJ. Enhancing acupuncture by low dose naltrexone. *Acupunct Med*. 2011 Jun;29(2):127-30. doi: <https://dx.doi.org/10.1136/aim.2010.003566>. PMID: 21415049. **Exclusion reason:** Ineligible publication type

82. Hill KP, Hurley-Welljams-Dorof WM. Low to moderate quality evidence demonstrates the potential benefits and adverse events of cannabinoids for certain medical indications. *Evid Based Med*. 2016 Feb;21(1):17. doi: <https://dx.doi.org/10.1136/ebmed-2015-110264>. PMID: 26490847. **Exclusion reason:** Ineligible publication type
83. Hill KP, Palastro MD, Johnson B, et al. Cannabis and Pain: A Clinical Review. *Cannabis Cannabinoid Res*. 2017;2(1):96-104. doi: 10.1089/can.2017.0017. PMID: 28861509. **Exclusion reason:** Used as source document
84. Hjorthøj C, La Cour P, Nordentoft M, et al. Cannabis-based medicines and medical cannabis for patients with neuropathic pain and other pain disorders: Nationwide register-based pharmacoepidemiologic comparison with propensity score matched controls. *European Journal of Pain (United Kingdom)*. 2021doi: 10.1002/ejp.1874. **Exclusion reason:** Ineligible outcome
85. Hoggart B, Ratcliffe S, Ehler E, et al. A multicentre, open-label, follow-on study to assess the long-term maintenance of effect, tolerance and safety of THC/CBD oromucosal spray in the management of neuropathic pain. *J Neurol*. 2015 Jan;262(1):27-40. doi: <https://dx.doi.org/10.1007/s00415-014-7502-9>. PMID: 25270679. **Exclusion reason:** Ineligible study design
86. Hojsted J, Ekholm O, Kurita GP, et al. Addictive behaviors related to opioid use for chronic pain: a population-based study. *Pain*. 2013;154(12):2677-83. PMID: 23906554. **Exclusion reason:** Ineligible intervention
87. Holdcroft A, Smith M, Jacklin A, et al. Pain relief with oral cannabinoids in familial Mediterranean fever. *Anaesthesia*. 1997 May;52(5):483-6. PMID: 9165969. **Exclusion reason:** Ineligible study design
88. Huang IC, Alberts NM, Buckley MG, et al. Change in Pain Status and Subsequent Opioid and Marijuana Use Among Long-Term Adult Survivors of Childhood Cancer. *JNCI cancer spectrum*. 2020;4(6):pkaa070. doi: <https://dx.doi.org/10.1093/jncics/pkaa070>. PMID: 33409451. **Exclusion reason:** Ineligible study design
89. Hunter D, Oldfield G, Tich N, et al. Synthetic transdermal cannabidiol for the treatment of knee pain due to osteoarthritis. *Osteoarthritis and Cartilage*. 2018;26:S26. **Exclusion reason:** Ineligible publication type
90. Hwang JK, Clarke H. Cannabis and pain: A review. *Journal of Pain Management*. 2016;9(4):395-413. **Exclusion reason:** Ineligible publication type
91. Iskedjian M, Bereza B, Gordon A, et al. Meta-analysis of cannabis based treatments for neuropathic and multiple sclerosis-related pain. *Curr Med Res Opin*. 2007 Jan;23(1):17-24. PMID: 17257464. **Exclusion reason:** Ineligible publication type
92. Jawahar R, Oh U, Yang S, et al. A systematic review of pharmacological pain management in multiple sclerosis. *Drugs*. 2013 Oct;73(15):1711-22. doi: <https://dx.doi.org/10.1007/s40265-013-0125-0>. PMID: 24085618. **Exclusion reason:** Used as source document
93. Jensen TS, Madsen CS, Finnerup NB. Pharmacology and treatment of neuropathic pains. *Curr Opin Neurol*. 2009 Oct;22(5):467-74. doi: <https://dx.doi.org/10.1097/WCO.0b013e3283311e13>. PMID: 19741531. **Exclusion reason:** Ineligible publication type
94. Johal H, Devji T, Chang Y, et al. Cannabinoids in Chronic Non-Cancer Pain: A Systematic Review and Meta-Analysis. *Clin Med Insights Arthritis Musculoskelet Disord*. 2020;13:1179544120906461. doi: <https://dx.doi.org/10.1177/1179544120906461>. PMID: 32127750. **Exclusion reason:** Used as source document
95. Jugl S, Okpeku A, Costales B, et al. A Mapping Literature Review of Medical Cannabis Clinical Outcomes and Quality of Evidence in Approved Conditions in the USA from 2016 to 2019. *Medical Cannabis and Cannabinoids*. 2021;4(1):21-42. doi: 10.1159/000515069. **Exclusion reason:** Used as source document
96. Julia SG, Marta VR, Lourdes GR, et al. Off-label use of cannabinoids efficacy and safety. *European Journal of Clinical Pharmacy*. 2017;19(3):158-63. **Exclusion reason:** Ineligible study design

97. Kafil TS, Nguyen TM, MacDonald JK, et al. Cannabis for the treatment of ulcerative colitis. *Cochrane Database Syst Rev.* 2018 Nov 08;11:CD012954. doi: <https://dx.doi.org/10.1002/14651858.CD012954.pub2>. PMID: 30406638. **Exclusion reason:** Ineligible population
98. Karst M, Salim K, Burstein S, et al. Analgesic effect of the synthetic cannabinoid CT-3 on chronic neuropathic pain: a randomized controlled trial. *Jama.* 2003 Oct 01;290(13):1757-62. PMID: 14519710. **Exclusion reason:** Inadequate duration
99. Kaskie B, Kang H, Bhagianadh D, et al. Cannabis Use among Older Persons with Arthritis, Cancer and Multiple Sclerosis: Are We Comparing Apples and Oranges? *Brain sci.* 2021;11(5)doi: <https://dx.doi.org/10.3390/brainsci11050532>. PMID: 33922425. **Exclusion reason:** Ineligible study design
100. Kawka M, Erridge S, Holvey C, et al. Clinical outcome data of first cohort of chronic pain patients treated with cannabis-based sublingual oils in the United Kingdom - analysis from the UK Medical Cannabis Registry. *Journal of Clinical Pharmacology* 2021 Sep 02. 2021doi: <https://dx.doi.org/10.1002/jcph.1961>. **Exclusion reason:** Ineligible comparator
101. Khurshid H, Qureshi IA, Jahan N, et al. A Systematic Review of Fibromyalgia and Recent Advancements in Treatment: Is Medicinal Cannabis a New Hope? *Cureus.* 2021;13(8):e17332. doi: <https://dx.doi.org/10.7759/cureus.17332>. **Exclusion reason:** Used as source document
102. Kocot-Kepska M, Zajackowska R, Mika J, et al. Topical Treatments and Their Molecular/Cellular Mechanisms in Patients with Peripheral Neuropathic Pain-Narrative Review. *Pharmaceutics.* 2021;13(4)doi: <https://dx.doi.org/10.3390/pharmaceutics13040450>. PMID: 33810493. **Exclusion reason:** Ineligible publication type
103. Kurlyandchik I, Tiralongo E, Schloss J. Safety and Efficacy of Medicinal Cannabis in the Treatment of Fibromyalgia: A Systematic Review. *Journal of alternative and complementary medicine (New York, N.Y.).* 2020doi: <https://dx.doi.org/10.1089/acm.2020.0331>. PMID: 33337931. **Exclusion reason:** Used as source document
104. Lake S, Walsh Z, Kerr T, et al. Frequency of cannabis and illicit opioid use among people who use drugs and report chronic pain: A longitudinal analysis. *PLoS Med.* 2019 11;16(11):e1002967. doi: <https://dx.doi.org/10.1371/journal.pmed.1002967>. PMID: 31743343. **Exclusion reason:** Ineligible study design
105. Lee G, Grovey B, Furnish T, et al. Medical Cannabis for Neuropathic Pain. *Curr Pain Headache Rep.* 2018 Feb 01;22(1):8. doi: <https://dx.doi.org/10.1007/s11916-018-0658-8>. PMID: 29388063. **Exclusion reason:** Used as source document
106. Lichtman AH, Lux EA, McQuade R, et al. Results of a Double-Blind, Randomized, Placebo-Controlled Study of Nabiximols Oromucosal Spray as an Adjunctive Therapy in Advanced Cancer Patients with Chronic Uncontrolled Pain. *Journal of pain and symptom management.* 2017(pagination) PMID: 28923526. **Exclusion reason:** Ineligible population
107. Lichtman AH, Lux EA, McQuade R, et al. Results of a Double-Blind, Randomized, Placebo-Controlled Study of Nabiximols Oromucosal Spray as an Adjunctive Therapy in Advanced Cancer Patients with Chronic Uncontrolled Pain. *J Pain Symptom Manage.* 2018 02;55(2):179-88.e1. doi: <https://dx.doi.org/10.1016/j.jpainsymman.2017.09.001>. PMID: 28923526. **Exclusion reason:** Ineligible population
108. Longo R, Oudshoorn A, Befus D. Cannabis for Chronic Pain: A Rapid Systematic Review of Randomized Control Trials. *Pain Manag Nurs.* 2020doi: 10.1016/j.pmn.2020.11.006. PMID: 33353819. **Exclusion reason:** Used as source document
109. Lopez-Sendon Moreno JL, Garcia Caldentey J, Trigo Cubillo P, et al. A double-blind, randomized, cross-over, placebo-controlled, pilot trial with Sativex in Huntington's disease. *J Neurol.* 2016;263(7):1390-400. PMID: 27159993. **Exclusion reason:** Ineligible population
110. Lucas P, Boyd S, Milloy MJ, et al. Cannabis Significantly Reduces the Use of

- Prescription Opioids and Improves Quality of Life in Authorized Patients: Results of a Large Prospective Study. *Pain Med.* 2020doi: <https://dx.doi.org/10.1093/pm/pnaa396>. PMID: 33367882. **Exclusion reason:** Ineligible population
111. Luchetti M, Zanarella C, Moretti C, et al. Cannabinoids for the treatment of neuropathic pain. *Acta Anaesthesiologica Italica / Anaesthesia and Intensive Care in Italy.* 2008;59(2):187-95. **Exclusion reason:** Not in English
112. Lynch ME, Campbell F. Cannabinoids for treatment of chronic non-cancer pain; a systematic review of randomized trials. *Br J Clin Pharmacol.* 2011 Nov;72(5):735-44. doi: <https://dx.doi.org/10.1111/j.1365-2125.2011.03970.x>. PMID: 21426373. **Exclusion reason:** Ineligible publication type
113. Lynch ME, Ware MA. Cannabinoids for the Treatment of Chronic Non-Cancer Pain: An Updated Systematic Review of Randomized Controlled Trials. *J Neuroimmune Pharmacol.* 2015 Jun;10(2):293-301. doi: <https://dx.doi.org/10.1007/s11481-015-9600-6>. PMID: 25796592. **Exclusion reason:** Ineligible publication type
114. Maayah ZH, Takahara S, Ferdaoussi M, et al. The anti-inflammatory and analgesic effects of formulated full-spectrum cannabis extract in the treatment of neuropathic pain associated with multiple sclerosis. *Inflamm Res.* 2020 Jun;69(6):549-58. doi: <https://dx.doi.org/10.1007/s00011-020-01341-1>. PMID: 32239248. **Exclusion reason:** Ineligible publication type
115. MacCallum CA, Eadie L, Barr AM, et al. Practical Strategies Using Medical Cannabis to Reduce Harms Associated With Long Term Opioid Use in Chronic Pain. *Front Pharmacol.* 2021;12doi: 10.3389/fphar.2021.633168. PMID: 33995035. **Exclusion reason:** Ineligible publication type
116. Maida V, Ennis M, Irani S, et al. Adjunctive nabilone in cancer pain and symptom management: a prospective observational study using propensity scoring. *J Support Oncol.* 2008 Mar;6(3):119-24. PMID: 18402303. **Exclusion reason:** Ineligible population
117. Markovà J, Essner U, Akmaz B, et al. Sativex(®) as add-on therapy vs. further optimized first-line ANTispastics (SAVANT) in resistant multiple sclerosis spasticity: a double-blind, placebo-controlled randomised clinical trial. *Int J Neurosci.* 2019 Feb;129(2):119-28. doi: 10.1080/00207454.2018.1481066. PMID: 29792372. **Exclusion reason:** Ineligible population
118. Martin-Sanchez E, Furukawa TA, Taylor J, et al. Systematic review and meta-analysis of cannabis treatment for chronic pain. *Pain Med.* 2009 Nov;10(8):1353-68. doi: <https://dx.doi.org/10.1111/j.1526-4637.2009.00703.x>. PMID: 19732371. **Exclusion reason:** Ineligible publication type
119. Matarazzo AP, Elisei LMS, Carvalho FC, et al. Mucoadhesive nanostructured lipid carriers as a cannabidiol nasal delivery system for the treatment of neuropathic pain. *European journal of pharmaceutical sciences : official journal of the European Federation for Pharmaceutical Sciences.* 2021:105698. doi: <https://dx.doi.org/10.1016/j.ejps.2020.105698>. PMID: 33406408. **Exclusion reason:** Ineligible study design
120. Maurer M, Henn V, Dittrich A, et al. Delta-9-tetrahydrocannabinol shows antispastic and analgesic effects in a single case double-blind trial. *Eur Arch Psychiatry Clin Neurosci.* 1990;240(1):1-4. doi: 10.1007/bf02190083. PMID: 2175265. **Exclusion reason:** Inadequate duration
121. Mazza M. Medical cannabis for the treatment of fibromyalgia syndrome: a retrospective, open-label case series. *Journal of cannabis research.* 2021;3(1):4. doi: <https://dx.doi.org/10.1186/s42238-021-00060-6>. PMID: 33597032. **Exclusion reason:** Ineligible comparator
122. McDonagh MS, Selph SS, Buckley DI, et al. Nonopioid Pharmacologic Treatments for Chronic Pain. Agency for Healthcare Research and Quality (US). 2020 04:04. PMID: 32338847. **Exclusion reason:** Used as source document
123. McDonagh MS, Wagner J, Ahmed AY, et al. Living Systematic Review on Cannabis and Other Plant-Based Treatments for Chronic Pain - Quarterly Progress Report:

- May 2021. Agency for Healthcare Research and Quality (US). 2020 12;12:12. PMID: 34228409. **Exclusion reason:** Ineligible publication type
124. McGinty EE, Tormohlen KN, Barry CL, et al. Protocol: mixed-methods study of how implementation of US state medical cannabis laws affects treatment of chronic non-cancer pain and adverse opioid outcomes. *Implementation science : IS.* 2021;16(1):2. doi: <https://dx.doi.org/10.1186/s13012-020-01071-2>. PMID: 33413454. **Exclusion reason:** Ineligible publication type
125. Meng H, Johnston B, Englesakis M, et al. Selective Cannabinoids for Chronic Neuropathic Pain: A Systematic Review and Meta-analysis. *Anesth Analg.* 2017 11;125(5):1638-52. doi: <https://dx.doi.org/10.1213/ANE.0000000000002110>. PMID: 28537982. **Exclusion reason:** Ineligible publication type
126. Meng H, Page MG, Ajrawat P, et al. Patient-reported outcomes in those consuming medical cannabis: a prospective longitudinal observational study in chronic pain patients. *Resultats rapportes par les patients consommant du cannabis medical : une etude observationnelle longitudinale prospective chez des patients souffrant de douleur chronique.* 2021 doi: <https://dx.doi.org/10.1007/s12630-020-01903-1>. PMID: 33469735. **Exclusion reason:** Ineligible population
127. Meuth SG, Henze T, Essner U, et al. Tetrahydrocannabinol and cannabidiol oromucosal spray in resistant multiple sclerosis spasticity: consistency of response across subgroups from the SAVANT randomized clinical trial. *International Journal of Neuroscience* 2020;130(12):1199-205. doi: <https://dx.doi.org/10.1080/00207454.2020.1730832>. **Exclusion reason:** Ineligible population
128. Mohiuddin M, Blyth FM, Degenhardt L, et al. General risks of harm with cannabinoids, cannabis, and cannabis-based medicine possibly relevant to patients receiving these for pain management: an overview of systematic reviews. *Pain.* 2021 Jul 01;162(Suppl 1):S80-S96. doi: <https://dx.doi.org/10.1097/j.pain.0000000000000200>. PMID: 32941319. **Exclusion reason:** Background only
129. Montero-Oleas N, Arevalo-Rodriguez I, Nunez-Gonzalez S, et al. Therapeutic use of cannabis and cannabinoids: an evidence mapping and appraisal of systematic reviews. *BMC Complement Med Ther.* 2020 Jan 15;20(1):12. doi: <https://dx.doi.org/10.1186/s12906-019-2803-2>. PMID: 32020875. **Exclusion reason:** Used as source document
130. Moore RA, Fisher E, Finn DP, et al. Cannabinoids, cannabis, and cannabis-based medicines for pain management: an overview of systematic reviews. *Pain.* 2021 Jul 1;162(Suppl 1):S67-s79. doi: [10.1097/j.pain.0000000000001941](https://doi.org/10.1097/j.pain.0000000000001941). PMID: 32804833. **Exclusion reason:** Used as source document
131. Moreno Torres I, Sanchez AJ, Garcia-Merino A. Evaluation of the tolerability and efficacy of Sativex in multiple sclerosis. *Expert rev.* 2014 Nov;14(11):1243-50. doi: <https://dx.doi.org/10.1586/14737175.2014.971758>. PMID: 25331416. **Exclusion reason:** Ineligible publication type
132. Mucke M, Phillips T, Radbruch L, et al. Cannabis-based medicines for chronic neuropathic pain in adults. *Cochrane Database Syst Rev.* 2018 03 07;3:CD012182. doi: <https://dx.doi.org/10.1002/14651858.CD012182.pub2>. PMID: 29513392. **Exclusion reason:** Used as source document
133. Muller C, Reggio PH. An Analysis of the Putative CBD Binding Site in the Ionotropic Cannabinoid Receptors. *Frontiers in cellular neuroscience.* 2020;14:615811. doi: <https://dx.doi.org/10.3389/fncel.2020.615811>. PMID: 33362478. **Exclusion reason:** Ineligible study design
134. Murff HJ. Review: Weak evidence of benefits of cannabis for chronic neuropathic pain; moderate to weak evidence of adverse effects. *Ann Intern Med.* 2017 12 19;167(12):JC62. doi: <https://dx.doi.org/10.7326/ACPJC-2017-167-12-062>. PMID: 29255852. **Exclusion reason:** Ineligible publication type
135. Narang S, Gibson D, Wasan AD, et al. Efficacy of dronabinol as an adjuvant treatment for chronic pain patients on opioid

- therapy. *J Pain*. 2008 Mar;9(3):254-64. PMID: 18088560. **Exclusion reason:** Ineligible study design
136. Neilson LM, Swift C, Swart ECS, et al. Impact of Marijuana Legalization on Opioid Utilization in Patients Diagnosed with Pain. *J Gen Intern Med*. 2021doi: <https://dx.doi.org/10.1007/s11606-020-06530-6>. PMID: 33575906. **Exclusion reason:** Background only
137. Noori A, Miroschnychenko A, Shergill Y, et al. Opioid-sparing effects of medical cannabis or cannabinoids for chronic pain: a systematic review and meta-analysis of randomised and observational studies. *BMJ Open*. 2021 07 28;11(7):e047717. doi: <https://dx.doi.org/10.1136/bmjopen-2020-047717>. PMID: 34321302. **Exclusion reason:** Used as source document
138. Novotna A, Mares J, Ratcliffe S, et al. A randomized, double-blind, placebo-controlled, parallel-group, enriched-design study of nabiximols* (Sativex), as add-on therapy, in subjects with refractory spasticity caused by multiple sclerosis. *European journal of neurology*. 2011;18(9):1122-31. PMID: 21362108. **Exclusion reason:** Ineligible outcome
139. Nugent SM, Kansagara D. The Effects of Cannabis Among Adults With Chronic Pain. *Ann Intern Med*. 2018 04 03;168(7):525. doi: <https://dx.doi.org/10.7326/L17-0732>. PMID: 29610910. **Exclusion reason:** Ineligible publication type
140. Nugent SM, Morasco BJ, O'Neil ME, et al. The Effects of Cannabis Among Adults With Chronic Pain and an Overview of General Harms: A Systematic Review. *Ann Intern Med*. 2017 Sep 05;167(5):319-31. doi: <https://dx.doi.org/10.7326/M17-0155>. PMID: 28806817. **Exclusion reason:** Used as source document
141. Nurmikko TJ, Serpell MG, Hoggart B, et al. A multi-centre, double-blind, randomized, controlled trial of oro-mucosal cannabis based medicine in the treatment of neuropathic pain characterized by allodynia. *Neurology*. no: PO6;64(Suppl 1):A374. **Exclusion reason:** Ineligible publication type
142. Nutt DJ, Phillips LD, Barnes MP, et al. A Multicriteria Decision Analysis Comparing Pharmacotherapy for Chronic Neuropathic Pain, Including Cannabinoids and Cannabis-Based Medical Products. *Cannabis Cannabinoid Res*. 2021 Mar 17;17:17. doi: <https://dx.doi.org/10.1089/can.2020.0129>. PMID: 33998895. **Exclusion reason:** Ineligible study design
143. O'Connell M, Sandgren M, Frantzen L, et al. Medical Cannabis: Effects on Opioid and Benzodiazepine Requirements for Pain Control. *Ann Pharmacother*. 2019 11;53(11):1081-6. doi: <https://dx.doi.org/10.1177/1060028019854221>. PMID: 31129977. **Exclusion reason:** Ineligible comparator
144. Okusanya BO, Asaolu IO, Ehiri JE, et al. Medical cannabis for the reduction of opioid dosage in the treatment of non-cancer chronic pain: a systematic review. *Syst*. 2020 Jul 28;9(1):167. doi: <https://dx.doi.org/10.1186/s13643-020-01425-3>. PMID: 32723354. **Exclusion reason:** Used as source document
145. Pellesi L, Licata M, Verri P, et al. Pharmacokinetics and tolerability of oral cannabis preparations in patients with medication overuse headache (MOH)—a pilot study. *Eur J Clin Pharmacol*. 2018;74(11):1427-36. doi: 10.1007/s00228-018-2516-3. PMID: 29980818. **Exclusion reason:** Ineligible study design
146. Perras C. Sativex for the management of multiple sclerosis symptoms. *Issues Emerg Health Technol*. 2005 Sep(72):1-4. PMID: 16317825. **Exclusion reason:** Ineligible publication type
147. Pichini S, Pacifici R, Busardo FP, et al. The challenge of clinical application of FM2 cannabis oil produced in Italy for the treatment of neuropathic pain. *Eur Rev Med Pharmacol Sci*. 2018 02;22(4):863-5. doi: https://dx.doi.org/10.26355/eurrev_201802_14363. PMID: 29509231. **Exclusion reason:** Ineligible publication type
148. Pinsger M, Schimetta W, Volc D, et al. Benefits of an add-on treatment with the synthetic cannabinomimetic nabilone on patients with chronic pain—a randomized controlled trial. *Wiener klinische wochenschrift*. 2006;118(11-12):327-35. PMID: 16855921. **Exclusion reason:** Not in English

149. Pingsger M, Schimetta W, Volc D, et al. Benefits of an add-on treatment with the synthetic cannabinomimetic nabilone on patients with chronic pain - A randomized controlled trial. *Wiener Klinische Wochenschrift*. 2006;118(11-12):327-35. doi: 10.1007/s00508-006-0611-4. PMID: 16855921. **Exclusion reason:** Not in English
150. Podda G, Constantinescu CS. Nabiximols in the treatment of spasticity, pain and urinary symptoms due to multiple sclerosis. *Expert Opin Biol Ther*. 2012 Nov;12(11):1517-31. doi: <https://dx.doi.org/10.1517/14712598.2012.721765>. PMID: 22954177. **Exclusion reason:** Ineligible publication type
151. Portenoy RK, Ganae-Motan ED, Allende S, et al. Nabiximols for opioid-treated cancer patients with poorly-controlled chronic pain: a randomized, placebo-controlled, graded-dose trial. *J Pain*. 2012 May;13(5):438-49. doi: <https://dx.doi.org/10.1016/j.jpain.2012.01.003>. PMID: 22483680. **Exclusion reason:** Ineligible population
152. Prevece E, Hupli A, Marrinan S, et al. Exploring the use of Kratom (*Mitragyna speciosa*) via the YouTube data tool: A novel netnographic analysis. *Emerging Trends in Drugs, Addictions, and Health*. 2021 2021/01/01/;1:100007. doi: <https://doi.org/10.1016/j.etdah.2021.100007>. **Exclusion reason:** Background only
153. Prieto Gonzalez JM, Vila Silvan C. Safety and tolerability of nabiximols oromucosal spray: a review of real-world experience in observational studies, registries and case reports. *Expert rev*. 2021doi: <https://dx.doi.org/10.1080/14737175.2021.1904896>. PMID: 33749480. **Exclusion reason:** Used as source document
154. Prieto Gonzalez JM, Vila Silvan C. Safety and tolerability of nabiximols oromucosal spray: a review of more than 15 years' accumulated evidence from clinical trials. *Expert rev*. 2021 Jun 07;07:07. doi: <https://dx.doi.org/10.1080/14737175.2021.1935879>. PMID: 34092180. **Exclusion reason:** Used as source document
155. Prozialeck WC, Lamar PC, Krupp M, 2nd, et al. Kratom Use Within the Context of the Evolving Opioid Crisis and the COVID-19 Pandemic in the United States. *Front Pharmacol*. 2021;12:729220. PMID: 34512353. **Exclusion reason:** Background only
156. Rabgay K, Waranuch N, Chaiyakunapruk N, et al. The effects of cannabis, cannabinoids, and their administration routes on pain control efficacy and safety: A systematic review and network meta-analysis. *J Am Pharm Assoc (2003)*. 2020 Jan - Feb;60(1):225-34.e6. doi: <https://dx.doi.org/10.1016/j.japh.2019.07.015>. PMID: 31495691. **Exclusion reason:** Used as source document
157. Rapin L, Gamaoun R, El Hage C, et al. Cannabidiol use and effectiveness: real-world evidence from a Canadian medical cannabis clinic. *Journal of Cannabis Research*. 2021;3(1)doi: 10.1186/s42238-021-00078-w. **Exclusion reason:** Ineligible outcome
158. Reisdorf S. Analgesia: Cannabis for neuropathic pain. *MMW-Fortschritte der Medizin*. 2020;162(7):58. doi: 10.1007/s15006-020-0397-8. **Exclusion reason:** Not in English
159. Richards BL, Whittle SL, Buchbinder R. Neuromodulators for pain management in rheumatoid arthritis. *Cochrane Database Syst Rev*. 2012 Jan 18;1:CD008921. doi: <https://dx.doi.org/10.1002/14651858.CD008921.pub2>. PMID: 22258992. **Exclusion reason:** Ineligible publication type
160. Rogers AH, Bakhshai J, Buckner JD, et al. Opioid and Cannabis Co-Use among Adults With Chronic Pain: Relations to Substance Misuse, Mental Health, and Pain Experience. *J Addict Med*. 2019 Jul/Aug;13(4):287-94. doi: <https://dx.doi.org/10.1097/ADM.00000000000000493>. PMID: 30557213. **Exclusion reason:** Ineligible study design
161. Ross J, Slawek DE, Zhang C, et al. First-year trajectories of medical cannabis use among adults taking opioids for chronic pain: an observational cohort study. *Pain Medicine* 2021 Aug 19. 2021doi: <https://dx.doi.org/10.1093/pm/pnab257>. **Exclusion reason:** Background only
162. Rouhollahi E, Macleod BA, Barr AM, et al. Cannabis extract CT-921 has a high efficacy– adverse effect profile in a

- neuropathic pain model. *Drug Design, Development and Therapy*. 2020;14:3351-61. doi: 10.2147/DDDT.S247584. PMID: 32884239 **Exclusion reason:** Ineligible population
163. Russo E. Cannabis and Cannabis based medicine extracts: Additional results. *Journal of Cannabis Therapeutics*. 2004;3(4):153-61. doi: 10.1300/J175v03n04_03. **Exclusion reason:** Ineligible study design
164. Russo M, Naro A, Leo A, et al. Evaluating Sativex R in Neuropathic Pain Management: A Clinical and Neurophysiological Assessment in Multiple Sclerosis. *Pain Med*. 2016 06;17(6):1145-54. doi: <https://dx.doi.org/10.1093/pm/pnv080>. PMID: 26764336. **Exclusion reason:** Ineligible population
165. S G, Hb S, K L, et al. Safety and efficacy of low-dose medical cannabis oils in multiple sclerosis. *Mult Scler Relat Disord*. 2020;48:102708. doi: <https://dx.doi.org/10.1016/j.msard.2020.102708>. PMID: 33387864. **Exclusion reason:** Ineligible outcome
166. Safakish R, Ko G, Salimpour V, et al. Medical Cannabis for the Management of Pain and Quality of Life in Chronic Pain Patients: A Prospective Observational Study. *Pain Med*. 2020 Jun 18;21(11):3073-86. doi: <https://dx.doi.org/10.1093/pm/pnaa163>. PMID: 32556203. **Exclusion reason:** Ineligible study design
167. Sagy I, Bar-Lev Schleider L, Abu-Shakra M, et al. Safety and Efficacy of Medical Cannabis in Fibromyalgia. *J Clin Med*. 2019 Jun 05;8(6):05. doi: <https://dx.doi.org/10.3390/jcm8060807>. PMID: 31195754. **Exclusion reason:** Ineligible comparator
168. Santos SA, Kontorinis N, Dieterich DT. Management of chronic hepatitis C virus in patients with HIV. *Curr Treat Options Gastroenterol*. 2005;8(6):433-41. PMID: 16313860. **Exclusion reason:** Ineligible population
169. Schenk M. Chronic neuropathic pain: Minimal side effects of therapy with cannabis. *MMW-Fortschritte der Medizin*. 2020;162(3):72. doi: 10.1007/s15006-020-0171-y. **Exclusion reason:** Not in English
170. Schloss J, Lacey J, Sinclair J, et al. A Phase 2 Randomised Clinical Trial Assessing the Tolerability of Two Different Ratios of Medicinal Cannabis in Patients With High Grade Gliomas. *Frontiers in Oncology*. 2021;11doi: 10.3389/fonc.2021.649555. **Exclusion reason:** Ineligible population
171. Schulze-Schiappacasse C, Duran J, Bravo-Jeria R, et al. Are Cannabis, Cannabis-Derived Products, and Synthetic Cannabinoids a Therapeutic Tool for Rheumatoid Arthritis? A Friendly Summary of the Body of Evidence. *Journal of clinical rheumatology : practical reports on rheumatic & musculoskeletal diseases*. 2021doi: <https://dx.doi.org/10.1097/RHU.0000000000001745>. PMID: 33859125. **Exclusion reason:** Background only
172. Senderovich H, Wagman H, Zhang D, et al. The Effectiveness of Cannabis and Cannabis Derivatives in Treating Lower Back Pain in the Aged Population: A Systematic Review. *Gerontology*. 2021:1-13. PMID: 34515130. **Exclusion reason:** Used as source document
173. Shebaby W, Saliba J, Faour WH, et al. In vivo and in vitro anti-inflammatory activity evaluation of Lebanese Cannabis sativa L. ssp. indica (Lam.). *J Ethnopharmacol*. 2020;113743. doi: <https://dx.doi.org/10.1016/j.jep.2020.113743>. PMID: 33359187. **Exclusion reason:** Ineligible study design
174. Sihota A, Smith BK, Ahmed SA, et al. Consensus-based recommendations for titrating cannabinoids and tapering opioids for chronic pain control. *International Journal of Clinical Practice* 75(8):e13871, 2021 Aug. 2021;75(8):e13871. doi: <https://dx.doi.org/10.1111/ijcp.13871>. **Exclusion reason:** Ineligible publication type
175. Smaga S, Gharib A. In adults with chronic low back pain, does the use of inhaled cannabis reduce overall opioid use? *Evidence-Based Practice*. 2017;20(1):E10-E1. **Exclusion reason:** Ineligible publication type

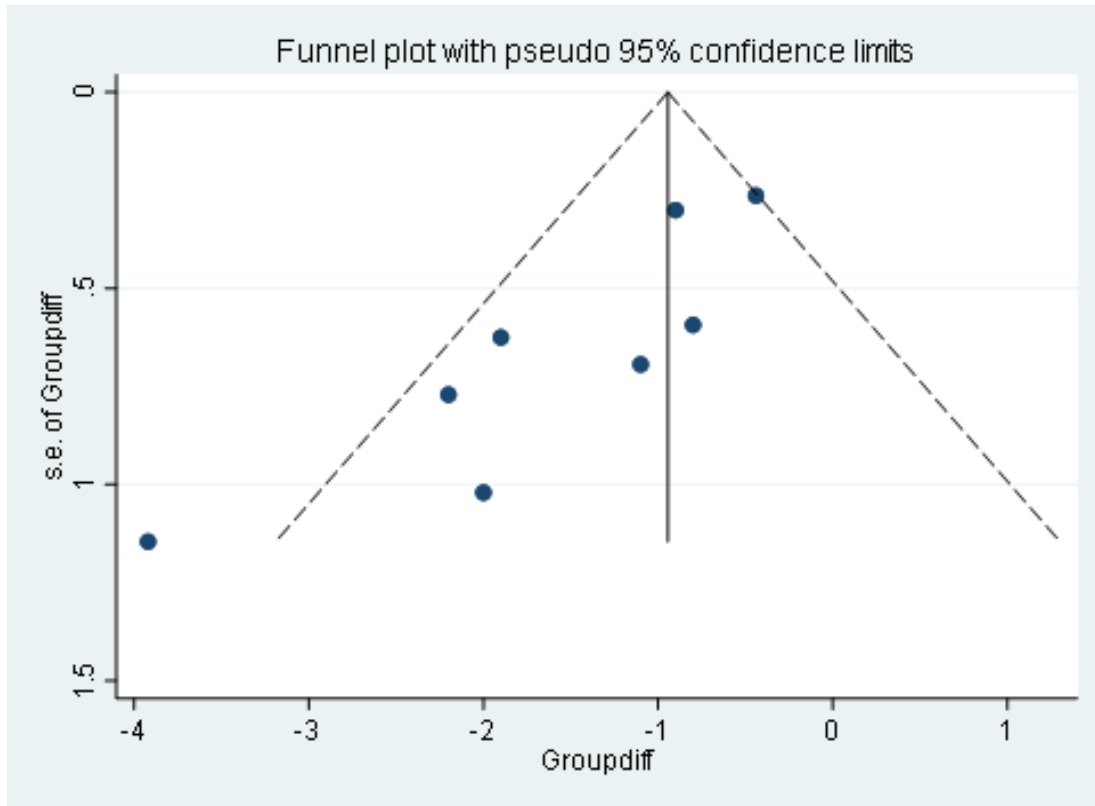
176. Socias ME, Choi J, Lake S, et al. Cannabis use is associated with reduced risk of exposure to fentanyl among people on opioid agonist therapy during a community-wide overdose crisis. *Drug and alcohol dependence*. 2020;219:108420. doi: <https://dx.doi.org/10.1016/j.drugalcdep.2020.108420>. PMID: 33342591. **Exclusion reason:** Ineligible population
177. Stockings E, Campbell G, Hall WD, et al. Cannabis and cannabinoids for the treatment of people with chronic noncancer pain conditions: a systematic review and meta-analysis of controlled and observational studies. *Pain*. 2018 Oct;159(10):1932-54. doi: <https://dx.doi.org/10.1097/j.pain.0000000000001293>. PMID: 29847469. **Exclusion reason:** Used as source document
178. Sturgeon JA, Khan J, Hah JM, et al. Clinical Profiles of Concurrent Cannabis Use in Chronic Pain: A CHOIR Study. *Pain Med*. 2020 Mar 31;31:31. doi: <https://dx.doi.org/10.1093/pm/pnaa060>. PMID: 32232476. **Exclusion reason:** Ineligible population
179. Svendsen KB, Jensen TS, Bach FW. Does the cannabinoid dronabinol reduce central pain in multiple sclerosis? Randomised double blind placebo controlled crossover trial. *BMJ*. 2004 Jul 31;329(7460):253. PMID: 15258006. **Exclusion reason:** Inadequate duration
180. Swogger MT, Walsh Z. Kratom use and mental health: A systematic review. *Drug Alcohol Depend*. 2018 Feb 1;183:134-40. doi: [10.1016/j.drugalcdep.2017.10.012](https://doi.org/10.1016/j.drugalcdep.2017.10.012). PMID: 29248691. **Exclusion reason:** Used as source document
181. Sznitman S, Mabouk C, Said Z, et al. Opioid and healthcare service use in medical cannabis patients with chronic pain: a prospective study. *BMJ support*. 2021;14:14. PMID: 34521640. **Exclusion reason:** Ineligible comparator
182. Sznitman SR, Vulfsons S, Meiri D, et al. Medical cannabis and cognitive performance in middle to old adults treated for chronic pain. *Drug Alcohol Rev*. 2020 Sep 22;22:22. doi: <https://dx.doi.org/10.1111/dar.13171>. PMID: 32964502. **Exclusion reason:** Ineligible study design
183. Sznitman SR, Vulfsons S, Meiri D, et al. Medical cannabis and cognitive performance in middle to old adults treated for chronic pain. *Drug & Alcohol Review* 40(2):272-280, 2021 02. 2021;40(2):272-80. doi: <https://dx.doi.org/10.1111/dar.13171>. **Exclusion reason:** Ineligible study design
184. Takakuwa KM, Sulak D. A Survey on the Effect That Medical Cannabis Has on Prescription Opioid Medication Usage for the Treatment of Chronic Pain at Three Medical Cannabis Practice Sites. *Cureus*. 2020;12(12):e11848. doi: <https://dx.doi.org/10.7759/cureus.11848>. PMID: 33409086. **Exclusion reason:** Ineligible study design
185. Terrie YC. Medical cannabis for chronic pain. *U.S. Pharmacist*. 2020;45(3):24-8. **Exclusion reason:** Ineligible publication type
186. Thomas J. Inhaled cannabis relieves neuropathic pain. *Australian Journal of Pharmacy*. 2011;92(1091):88. **Exclusion reason:** Ineligible publication type
187. Thomas PA, Carter GT, Bombardier CH. A scoping review on the effect of cannabis on pain intensity in people with spinal cord injury. *The journal of spinal cord medicine*. 2021:1-12. doi: <https://dx.doi.org/10.1080/10790268.2020.1865709>. PMID: 33465022. **Exclusion reason:** Used as source document
188. Turcotte DA, Namaka MP, Gomori AJ, et al. A randomized, double-blinded, placebo-controlled study evaluating the efficacy and safety of nabilone as an adjunctive to gabapentin in managing multiple sclerosis-induced neuropathic pain: an interim analysis. *Pain Res Manag*. 2011;15(2):99. **Exclusion reason:** Ineligible publication type
189. Uberall MA. A Review of Scientific Evidence for THC:CBD Oromucosal Spray (Nabiximols) in the Management of Chronic Pain. *J Pain Res*. 2020;13:399-410. doi: <https://dx.doi.org/10.2147/JPR.S240011>. PMID: 32104061. **Exclusion reason:** Used as source document
190. Ueberall MA, Essner U, Mueller-Schwefe GH. Effectiveness and tolerability of THC:CBD oromucosal spray as add-on measure in patients with severe chronic

- pain: analysis of 12-week open-label real-world data provided by the German Pain e-Registry. *J Pain Res.* 2019;12:1577-604. doi: <https://dx.doi.org/10.2147/JPR.S192174>. PMID: 31190969. **Exclusion reason:** Ineligible comparator
191. Urits I, Adamian L, Fiocchi J, et al. Advances in the Understanding and Management of Chronic Pain in Multiple Sclerosis: a Comprehensive Review. *Curr Pain Headache Rep.* 2019 Jul 25;23(8):59. doi: <https://dx.doi.org/10.1007/s11916-019-0800-2>. PMID: 31342191. **Exclusion reason:** Used as source document
192. Urits I, Charipova K, Gress K, et al. Adverse Effects of Recreational and Medical Cannabis. *Psychopharmacology bulletin.* 2021;51(1):94-109. PMID: 33897066. **Exclusion reason:** Ineligible study design
193. van Amerongen G, Kanhai K, Baakman AC, et al. Effects on Spasticity and Neuropathic Pain of an Oral Formulation of DELTA9-tetrahydrocannabinol in Patients With Progressive Multiple Sclerosis. *Clin Ther.* 2018 09;40(9):1467-82. doi: <https://dx.doi.org/10.1016/j.clinthera.2017.01.016>. PMID: 28189366. **Exclusion reason:** Ineligible population
194. Vermersch P, Trojano M. Tetrahydrocannabinol:Cannabidiol Oromucosal Spray for Multiple Sclerosis-Related Resistant Spasticity in Daily Practice. *Eur Neurol.* 2016;76(5-6):216-26. doi: 10.1159/000449413. PMID: 27732980. **Exclusion reason:** Ineligible comparator
195. Vicknasingam B, Chooi WT, Rahim AA, et al. Kratom and pain tolerance: a randomized, placebo-controlled, double-blind study. *Yale journal of biology and medicine.* 2020;93(2):229-38. PMID: 32607084. **Exclusion reason:** Ineligible population
196. Wade DT, Makela P, Robson P, et al. Do cannabis-based medicinal extracts have general or specific effects on symptoms in multiple sclerosis? A double-blind, randomized, placebo-controlled study on 160 patients. *Multiple sclerosis (houndmills, basingstoke, england).* 2004;10(4):434-41. PMID: 15327042. **Exclusion reason:** Ineligible population
197. Walitt B, Klose P, Fitzcharles MA, et al. Cannabinoids for fibromyalgia. *Cochrane Database Syst Rev.* 2016 Jul 18;7:CD011694. doi: <https://dx.doi.org/10.1002/14651858.CD011694.pub2>. PMID: 27428009. **Exclusion reason:** Ineligible publication type
198. Wallace MS, Marcotte TD, Umlauf A, et al. Efficacy of Inhaled Cannabis on Painful Diabetic Neuropathy. *J Pain.* 2015 Jul;16(7):616-27. doi: <https://dx.doi.org/10.1016/j.jpain.2015.03.008>. PMID: 25843054. **Exclusion reason:** Inadequate duration
199. Wang L, Hong PJ, May C, et al. Medical cannabis or cannabinoids for chronic non-cancer and cancer related pain: a systematic review and meta-analysis of randomised clinical trials. *BMJ.* 2021;374:n1034. PMID: 34497047. **Exclusion reason:** Used as source document
200. Wang T, Collet JP, Shapiro S, et al. Adverse effects of medical cannabinoids: a systematic review. *CMAJ : Canadian Medical Association journal.* 2008;178(13):1669-78. PMID: 18559804. **Exclusion reason:** Ineligible publication type
201. Wang Y, Jean Jacques J, Li Z, et al. Health Outcomes among Adults Initiating Medical Cannabis for Chronic Pain: A 3-month Prospective Study Incorporating Ecological Momentary Assessment (EMA). *Cannabis.* 2021;4(2):69-83. PMID: 34671723. **Exclusion reason:** Ineligible comparator
202. Ware MA, Fitzcharles MA, Joseph L, et al. The effects of nabilone on sleep in fibromyalgia: results of a randomized controlled trial. *Anesth Analg.* 2010 Feb 01;110(2):604-10. doi: <https://dx.doi.org/10.1213/ANE.0b013e3181c76f70>. PMID: 20007734. **Exclusion reason:** Inadequate duration
203. Ware MA, Wang T, Shapiro S, et al. Smoked cannabis for chronic neuropathic pain: a randomized controlled trial. *Cmaj.* 2010 Oct 05;182(14):E694-701. doi: <https://dx.doi.org/10.1503/cmaj.091414>. PMID: 20805210. **Exclusion reason:** Inadequate duration
204. White CM. Pharmacologic and clinical assessment of kratom. *Am J Health Syst*

- Pharm. 2018 Mar 1;75(5):261-7. doi: 10.2146/ajhp161035. PMID: 29255059. **Exclusion reason:** Background only
205. White CM. Pharmacologic and clinical assessment of kratom: An update. *Am J Health-Syst Pharm.* 2019 11 13;76(23):1915-25. doi: <https://dx.doi.org/10.1093/ajhp/zxz221>. PMID: 31626272. **Exclusion reason:** Background only
206. Williams AR, Hill KP. Care of the Patient Using Cannabis. *Ann Intern Med.* 2020;173(9):ITC65-ITC80. doi: <https://dx.doi.org/10.7326/AITC202011030>. PMID: 33137270. **Exclusion reason:** Ineligible publication type
207. Wilsey B, Marcotte T, Deutsch R, et al. Low-dose vaporized cannabis significantly improves neuropathic pain. *J Pain.* 2013 Feb;14(2):136-48. doi: <https://dx.doi.org/10.1016/j.jpain.2012.10.009>. PMID: 23237736. **Exclusion reason:** Inadequate duration
208. Wilsey B, Marcotte T, Tsodikov A, et al. A randomized, placebo-controlled, crossover trial of cannabis cigarettes in neuropathic pain. *J Pain.* 2008 Jun;9(6):506-21. doi: <https://dx.doi.org/10.1016/j.jpain.2007.12.010>. PMID: 18403272. **Exclusion reason:** Inadequate duration
209. Wong SSC, Chan WS, Cheung CW. Analgesic Effects of Cannabinoids for Chronic Non-cancer Pain: a Systematic Review and Meta-Analysis with Meta-Regression. *J Neuroimmune Pharmacol.* 2020 Mar 14;14:14. doi: <https://dx.doi.org/10.1007/s11481-020-09905-y>. PMID: 32172501. **Exclusion reason:** Used as source document
210. Yacyshyn Br, Hanauer S, Klassen P, et al. Safety, Pharmacokinetics, and Efficacy of Olorinab, a Peripherally Acting, Highly Selective, Full Agonist of the Cannabinoid Receptor 2, in a Phase 2a Study of Patients with Chronic Abdominal Pain Associated with Crohn's Disease. *Crohn's and colitis* 360. 2021;3(1). **Exclusion reason:** Ineligible intervention
211. Yanes JA, McKinnell ZE, Reid MA, et al. Effects of cannabinoid administration for pain: A meta-analysis and meta-regression. *Exp Clin Psychopharmacol.* 2019 Aug;27(4):370-82. doi: <https://dx.doi.org/10.1037/pha0000281>. PMID: 31120281. **Exclusion reason:** Ineligible population
212. Yassin M, Oron A, Robinson D. Effect of adding medical cannabis to analgesic treatment in patients with low back pain related to fibromyalgia: an observational cross-over single centre study. *Clin Exp Rheumatol.* 2019 Jan-Feb;37 Suppl 116(1):13-20. PMID: 30418116. **Exclusion reason:** Ineligible study design
213. Yimam M, O'Neal A, Horm T, et al. Antinociceptive and Anti-Inflammatory Properties of Cannabidiol Alone and in Combination with Standardized Bioflavonoid Composition. *Journal of medicinal food.* 2021 doi: <https://dx.doi.org/10.1089/jmf.2020.0178>. PMID: 33570460. **Exclusion reason:** Ineligible population
214. Yu JS, Premkumar A, Liu S, et al. Rates of self-directed perioperative cannabidiol use in patients undergoing total hip or knee arthroplasty. *Pain manag.* 2021 Jun 09;09:09. doi: <https://dx.doi.org/10.2217/pmt-2021-0018>. PMID: 34102871. **Exclusion reason:** Ineligible study design
215. Zavori L, Xantus G, Matheson C, et al. Cannabidiol in low back pain: scientific rationale for clinical trials in low back pain. *Expert Rev Clin Pharmacol.* 2021 doi: <https://dx.doi.org/10.1080/17512433.2021.1917379>. PMID: 33861675. **Exclusion reason:** Background only
216. Zloczower O, Brill S, Zeitak Y, et al. Risk and benefit of cannabis prescription for chronic non-cancer pain. *J Addict Dis.* 2021 Aug 02:1-11. doi: <https://dx.doi.org/10.1080/10550887.2021.1956673>. PMID: 34338621. **Exclusion reason:** Ineligible study design

Appendix J. Funnel Plot of High-THC Ratio Studies Included in Meta-Analysis for Pain Severity

Figure J-1. Funnel plot of eight trials of pain severity for high-THC ratio products versus placebo



Abbreviations: Groupdiff = group difference; SE = standard error.