



Technical Brief
Number 47

Measuring Documentation Burden in Healthcare



Measuring Documentation Burden in Healthcare

Prepared for:

Agency for Healthcare Research and Quality
U.S. Department of Health and Human Services
5600 Fishers Lane
Rockville, MD 20857
www.ahrq.gov

Contract No. 75Q80120D00005

Prepared by:

Mayo Clinic Evidence-based Practice Center
Rochester, MN

Investigators:

Zhen Wang, Ph.D.
Colin P. West, M.D., Ph.D.
Brianna E. Vaa Stelling, M.D., M.H.P.E.
Bashar Hasan, M.D.
Suvyaktha Simha, B.A.
Samer Saadi, M.D.
Mohammed Firwana, M.B.B.S.
Tarek Nayfeh, M.D.
Kelly E. Viola, M.P.S.
Larry J. Prokop, M.L.I.S.
M. Hassan Murad, M.D., M.P.H.

This report is based on research conducted by the Mayo Clinic Evidence-based Practice Center (EPC) under contract to the Agency for Healthcare Research and Quality (AHRQ), Rockville, MD (Contract No. 75Q80120D00005). The findings and conclusions in this document are those of the authors, who are responsible for its contents; the findings and conclusions do not necessarily represent the views of AHRQ. No statement in this report should be construed as an official position of the Agency for Healthcare Research and Quality or of the U.S. Department of Health and Human Services.

None of the investigators have any affiliations or financial involvement that conflicts with the material presented in this report.

The information in this report is intended to help healthcare decision makers—patients and clinicians, health system leaders, and policymakers, among others—make well-informed decisions and thereby improve the quality of healthcare services. This report is not intended to be a substitute for the application of clinical judgment. Anyone who makes decisions concerning the provision of clinical care should consider this report in the same way as any medical reference and in conjunction with all other pertinent information, i.e., in the context of available resources and circumstances presented by individual patients.

This report is made available to the public under the terms of a licensing agreement between the author and the Agency for Healthcare Research and Quality. Most AHRQ documents are publicly available to use for noncommercial purposes (research, clinical or patient education, quality improvement projects) in the United States, and do not need specific permission to be reprinted and used unless they contain material that is copyrighted by others. Specific written permission is needed for commercial use (reprinting for sale, incorporation into software, incorporation into for-profit training courses) or for use outside of the United States. If organizational policies require permission to adapt or use these materials, AHRQ will provide such permission in writing.

AHRQ or U.S. Department of Health and Human Services endorsement of any derivative products that may be developed from this report, such as clinical practice guidelines, other quality enhancement tools, or reimbursement or coverage policies, may not be stated or implied.

A representative from AHRQ served as a Contracting Officer's Representative and reviewed the contract deliverables for adherence to contract requirements and quality. AHRQ did not directly participate in the literature search, determination of study eligibility criteria, data analysis or interpretation, or preparation or drafting of this report.

AHRQ appreciates appropriate acknowledgment and citation of its work. Suggested language for acknowledgment: This work was based on an evidence report, Measuring Documentation Burden in Healthcare, by the Evidence-based Practice Center Program at the Agency for Healthcare Research and Quality (AHRQ).

Suggested citation: Wang Z, West CP, Vaa Stelling BE, Hasan B, Simha S, Saadi S, Firwana M, Nayfeh T, Viola KE, Prokop LJ, Murad MH. Measuring Documentation Burden in

Healthcare. Technical Brief No. 47. (Prepared by the Mayo Clinic Evidence-based Practice Center under Contract No. 75Q80120D00005.) AHRQ Publication No. 24-EHC023. Rockville, MD: Agency for Healthcare Research and Quality; May 2024. DOI: <https://doi.org/10.23970/AHRQEPCTB47>. Posted final reports are located on the Effective Health Care Program [search page](#).

Preface

The Agency for Healthcare Research and Quality (AHRQ), through its Evidence-based Practice Centers (EPCs), sponsors the development of evidence reports and technology assessments to assist public- and private-sector organizations in their efforts to improve the quality of healthcare in the United States. The reports and assessments provide organizations with comprehensive, science-based information on common, costly medical conditions and new healthcare technologies and strategies. The EPCs systematically review the relevant scientific literature on topics assigned to them by AHRQ and conduct additional analyses when appropriate prior to developing their reports and assessments.

This EPC evidence report is a Technical Brief. A Technical Brief is a rapid report, typically on an emerging medical technology, strategy, or intervention. It provides an overview of key issues related to the intervention—for example, current indications, relevant patient populations and subgroups of interest, outcomes measured, and contextual factors that may affect decisions regarding the intervention. Although Technical Briefs generally focus on interventions for which there are limited published data and too few completed protocol-driven studies to support definitive conclusions, the decision to request a Technical Brief is not solely based on the availability of clinical studies. The goals of the Technical Brief are to provide an early objective description of the state of the science, a potential framework for assessing the applications and implications of the intervention, a summary of ongoing research, and information on future research needs. In particular, through the Technical Brief, AHRQ hopes to gain insight on the appropriate conceptual framework and critical issues that will inform future research.

AHRQ expects that the EPC evidence reports and technology assessments will inform individual health plans, providers, and purchasers as well as the healthcare system as a whole by providing important information to help improve healthcare quality.

If you have comments on this Technical Brief, they may be sent by mail to the Task Order Officer named below at: Agency for Healthcare Research and Quality, 5600 Fishers Lane, Rockville, MD 20857, or by email to epc@ahrq.hhs.gov.

Robert Otto Valdez, Ph.D., M.H.S.A.
Director
Agency for Healthcare Research and Quality

Christine Chang, M.D., M.P.H.
Director
Evidence-based Practice Center Program
Center for Evidence and Practice
Improvement
Agency for Healthcare Research and Quality

Therese Miller, Dr.P.H
Director
Center for Evidence and Practice
Improvement
Agency for Healthcare Research and Quality

Angela Carr, D.Soc.Sci., M.H.A., R.N.
Task Order Officer
Center for Evidence and Practice
Improvement
Agency for Healthcare Research and Quality

Suchitra Iyer, Ph.D.
Task Order Officer
Center for Evidence and Practice
Improvement
Agency for Healthcare Research and Quality

Acknowledgments

The authors gratefully acknowledge Task Order Officers Angela Carr, D.Soc.Sci., M.H.A., R.N., and Suchitra Iyer, Ph.D., from the Agency for Healthcare Research and Quality for their contributions to this project.

Key Informants

In designing the study questions, the EPC consulted a panel of Key Informants who represent subject experts and end-users of research. Key Informant input can inform key issues related to the topic of the Technical Brief. Key Informants are not involved in the analysis of the evidence or the writing of the report. Therefore, in the end, study questions, design, methodological approaches, and/or conclusions do not necessarily represent the views of individual Key Informants.

Key Informants must disclose any financial conflicts of interest greater than \$5,000 and any other relevant business or professional conflicts of interest. Because of their role as end-users, individuals with potential conflicts may be retained. The TOO and the EPC work to balance, manage, or mitigate any conflicts of interest.

The list of Key Informants who provided input to this report are listed below:

William J. Hayes, M.D., M.B.A.*
Vice Chair - HIMSS Electronic Health
Record Association
Chief Medical Officer - TruBridge
Mobile, AL

David Hunt, M.D., FACS
Medical Director, Patient Safety
Office of the National Coordinator for
Health IT
Washington, DC

Deborah R. Levy, M.D., M.P.H., M.S.*
American Medical Informatics Association
(AMIA)
Washington, D.C.;
Informatics Research Fellow
VA-Connecticut, Pain, Research,
Informatics, Multimorbidities, Education
(PRIME) Center, West Haven, CT;
Lecturer, Yale School of Medicine,
Department of Biomedical Informatics and
Data Science
New Haven, CT

Stella Mandl, B.S.W., B.S.N., R.N., P.H.N.*
Acting Director & Deputy Director
Office of Burden Reduction & Health
Informatics
Centers for Medicare & Medicaid Services
Baltimore, MD

Susan McBride, Ph.D., R.N.-B.C.,
CPHIMS, FAAN*
Professor
The University of Texas at Tyler
Tyler, TX

Bernadette Melnyk, Ph.D., A.P.R.N.-C.N.P.,
FAANP, FNAP, FAAN*
Helene Fuld Health Trust Professor of
Evidence-based Practice
The Ohio State University
Columbus, OH

Vimal Mishra, M.D., MMCI
Associate Chief Medical Officer
UC Davis Health;
Associate Professor, Internal Medicine
UC Davis School of Medicine
Sacramento, CA

Patricia Sengstack, D.N.P., R.N.-B.C.,
FAAN, FACMI*
Senior Associate Dean for Nursing
Informatics
Vanderbilt University School of Nursing
Nashville, TN

Victoria L. Tiase, Ph.D., R.N., N.I.-B.C.*
American Medical Informatics Association
(AMIA)
Washington, D.C.;
Assistant Professor, School of Medicine
University of Utah
Salt Lake City, UT

*Provided input on Draft Report.

Peer Reviewers

Prior to publication of the final evidence report, EPCs sought input from independent Peer Reviewers without financial conflicts of interest. However, the conclusions and synthesis of the scientific literature presented in this report do not necessarily represent the views of individual reviewers. AHRQ may also seek comments from other Federal agencies when appropriate.

Peer Reviewers must disclose any financial conflicts of interest greater than \$5,000 and any other relevant business or professional conflicts of interest. Because of their unique clinical or content expertise, individuals with potential nonfinancial conflicts may be retained. The TOO and the EPC work to balance, manage, or mitigate any potential nonfinancial conflicts of interest identified.

The list of Peer Reviewers follows:

Kay Lytle, D.N.P., R.N.-B.C.
Chief Nursing Information Officer
Duke University Health System
Durham, NC

Julie Malloy, O.T.D., M.O.T., O.T.R./L.,
P.M.P., C.P.H.Q., FNAP
Vice President, Practice
American Occupational Therapy
Association
North Bethesda, MD

Timothy Riley, M.D.*
Associate Vice Chair for Wellness
Department of Family and
Community Medicine
Penn State Milton S. Hershey Medical
Hershey, PA

Measuring Documentation Burden in Healthcare

Structured Abstract

Background. The 2009 enactment of the Health Information Technology for Economic and Clinical Health (HITECH) Act and the wide adoption of electronic health record (EHR) systems have ushered in an increasing documentation burden, frequently cited as a key factor affecting the work experience of healthcare professionals and a contributor to burnout.

Purpose. This Technical Brief aims to identify: (1) measures of documentation burden, including evaluation of validity evidence, strengths, and weaknesses; (2) different perspectives on the appropriateness of different measures of documentation burden; and (3) perceptions of documentation burden from people in different clinical roles, including patients/caregivers. The targeted audiences of this Technical Brief are clinicians, researchers, healthcare system leaders, policymakers, and EHR vendors.

Methods. We integrated discussions with Key Informants and synthesis of evidence from a comprehensive search of the literature, including Embase®, Epub Ahead of Print, In-Process & Other Non-Indexed Citations, MEDLINE® Daily, MEDLINE®, Cochrane Central Registrar of Controlled Trials, Ovid® Cochrane Database of Systematic Reviews, Scopus®, and select gray literature from January 2010 to December 2023.

Findings. We identified 135 articles about measuring documentation burden. We identified 11 categories of measures for documentation burden: overall time spent in EHR, activities related to clinical documentation, inbox management, time spent in clinical review, time spent in orders, work outside work/after hours, administrative tasks (billing and insurance related), fragmentation of workflow, measures of efficiency, EHR activity rate, and usability. The most common source of data for most measures was EHR usage logs. Direct tracking such as through time-motion analysis was fairly uncommon. We found that measures have been developed and applied across a diverse range of settings, populations, and uses, with physicians and nurses in the United States being the most frequently represented groups. Evidence of validity of these measures was limited and incomplete. Published information on the appropriateness of measures in terms of scalability, feasibility, or equity across various contexts was limited. Physician perspective on documentation burden was the most robustly captured in the literature among stakeholders, and focused on increased stress and burnout due to documentation burden, satisfaction with EHR and its usability, EHR-associated workload, and impact on teaching.

Conclusions. The current literature on documentation burden measures offers a wide range of measures, yet with serious limitations that must be remedied to further inform practical solutions. Greater diversity of settings and perspectives is needed for future development of valid measures. Identifying measurement gaps of documentation burden should serve as the basis for developing interventions and solutions, and benchmarking progression of mitigating documentation burden.

Contents

Executive Summary	ES-1
1. Introduction.....	1
1.1 Background	1
1.2 Purpose of This Technical Brief	2
1.3 Guiding Questions	2
2. Methods.....	4
2.1 Discussions With Key Informants	4
2.2 Gray Literature Search.....	4
2.3 Published Literature Search	4
2.4 Data Organization and Presentation.....	5
2.4.1 Information Management.....	5
2.4.2 Data Presentation	6
2.5 Peer Review and Public Commentary	6
3. Findings.....	7
3.1 Results From Discussion With Key Informants	7
3.2 Results of the Gray Literature Search	7
3.3 Results of the Published Literature Search	7
3.3.1 GQ 1: What Measures of Documentation Burden Have Been Developed or Used?.....	8
3.3.2 GQ 1a: For Which Settings, Populations, and Intended Uses Were the Measures Developed?	12
3.3.3 GQ 1b: How Have These Measures Been Applied?.....	12
3.3.4 GQ 1c: Is There Published Information Available on Validity of the Measures?.....	13
3.3.5 GQ 1d: What are the Key Strengths and Weaknesses of Different Measures That Have Been Used?	14
3.3.6 GQ 2: What Are the Different Perspectives on the Appropriateness of Different Measures of Documentation Burden That Have Been Applied/Proposed?.....	15
3.3.7 GQ 3: What Are the Perceptions of Documentation Burden Based on Clinical Roles and Patients/Caregivers?	15
3.3.8 GQ 4: What Is the Role of Patients in Documentation Burden?	17
3.3.9 GQ 5: What Is the Role of Setting in Documentation Burden?.....	17
4. Summary and Implications.....	19
4.1 Strengths and Limitations	20
4.2 Next Steps	21
5. References	23
6. Abbreviations and Acronyms	34

Tables

Table 1. PICOTS (populations, interventions, comparators, outcomes, timing, and settings).....	5
--	---

Figures

Figure A. Measures of documentation burden.....	ES-3
Figure 1. Flow chart.....	8
Figure 2. Measures of documentation burden.....	9
Figure 3. Evidence supporting validity	14
Figure 4. Reported mediators of documentation burden	18

Appendixes

Appendix A. Search Strategy

Appendix B. Excluded Studies

Appendix C. Characteristics of Included Studies

Appendix D. Measures of Documentation Burden

Appendix E. Validity of Documentation Burden Measures by Included Studies

Appendix F. Appendix References

Executive Summary

Main Points

- This Technical Brief identifies 11 measure categories for documentation burden: overall time spent in the electronic health record (EHR), activities related to clinical documentation, inbox management, time spent in clinical review, time spent in orders, work outside work/after hours, administrative tasks (billing and insurance related), fragmentation of workflow or multitasking, measures of efficiency, EHR activity rate, and usability.
- The most common source for measures was EHR usage logs. Direct tracking, such as through time-motion analysis, was fairly uncommon.
- Documentation burden measures have been developed and applied across a diverse range of settings, populations, and uses, with physicians and nurses in the United States being the most frequently represented groups.
- Published information on the validity of documentation burden measures is limited and incomplete, hindering interpretation and implementation.
- Published information on the appropriateness of measures in terms of scalability, feasibility, or equity across various contexts is limited.
- The physician perspective on documentation burden was the most robustly captured in the literature compared with perspectives from other stakeholders including other healthcare professionals, patients, and caregivers, and it focused on increased stress and burnout, satisfaction with EHR, EHR usability, EHR-associated workload, and impact on learners' education.
- Future research on measuring documentation burden should address the perspectives of various healthcare professional and other stakeholders, explicitly report validity evidence of developed measures, and produce measures that are multidimensional incorporating facets other than measurement of time.

Background and Purpose

The 2009 enactment of the Health Information Technology for Economic and Clinical Health (HITECH) Act and the wide adoption of EHR systems have ushered an increasing documentation burden, frequently cited as a key factor affecting the work experience of healthcare professionals and a contributor to burnout. Aside from burnout, documentation burden may affect patients' outcomes and satisfaction with healthcare delivery. Numerous factors contribute to documentation burden, including regulatory demands, payor needs, organizational structure and needs, and possibly fear of litigation.

Definitions and measures for documentation are not well established, and the published literature applying these measures is limited and has not been systematically collated. Evidence for validity and scalability of measures and key strengths and weaknesses are not well delineated. In addition, measures related to documentation burden have been intended for application primarily to physician work experiences with less evaluation for other healthcare professionals. Whether measures of documentation burden apply fairly and equitably across clinical disciplines, job roles, and demographic factors such as gender is unclear. In addition, the patient and caregiver perspective on documentation burden are rarely included in the literature of measuring documentation burden.

The purpose of this Technical Brief was to identify: (1) measures of documentation burden that have been developed or used across various settings and populations, including

evaluation of validity, strengths, and weaknesses of these measures; (2) different perspectives on the appropriateness of different measures of documentation burden that have been applied/proposed (e.g., scalability, resource intensiveness to collect, equitable across populations); and (3) perceptions of documentation burden measurement from the perspective of healthcare professionals in different clinical roles and of patients/caregivers.

Methods

We supplemented the literature search with discussions with nine Key Informants with different expertise, backgrounds, and professional affiliations, including healthcare professionals, researchers, policymakers, and an EHR trade association representative. We searched Embase[®], Epub Ahead of Print, In-Process & Other Non-Indexed Citations, MEDLINE[®] Daily, MEDLINE[®], Cochrane Central Registrar of Controlled Trials, Ovid[®] Cochrane Database of Systematic Reviews, Scopus[®], and select gray literature from 2010 to 2023. Details of our methodology can be found in the full report.

Results

We identified a total of 135 articles. We summarize the key findings below by Guiding Question.

Guiding Question 1: What measures of documentation burden have been developed or used (including measures broadly – quantitative and qualitative)?

Findings: We identified 11 categories of measures for documentation burden, from overall time spent in the EHR to usability (Figure A). The most common source for most measures was EHR usage logs, whereas direct tracking used in time–motion analysis (i.e., researchers follow clinicians and document each task and related time) was fairly uncommon. Specific work functions contributing to documentation burden included clinical note entry, flowsheet entry, inbox management, clinical review, order entry, and administrative clinical support tasks, such as billing and insurance-related documentation. Measures included both time during scheduled work and time required outside of work and after hours, although definitions of these parameters varied. Efficiency was also an important measurement category, with measures reported for workflow fragmentation, multitasking, time to complete documentation requirements, and EHR activity down to the level of individual keystrokes and mouse clicks.

Figure A. Measures of documentation burden

Overall Time Spent in EHR	Mean time per day, per patient/encounter, or per provider/FTE
Clinical Documentation	Time or proportion of time spent on clinical documentation Documentation length, number of notes, and number of actions taken to complete a note
Inbox Management	Time spent on inbox management or number of messages received or completed
Time Spent in Clinical Review	Time or proportion of time spent on looking at or reading information from the patient record
Time Spent in Orders	Time or number of orders
Work Outside Work	Time or proportion of total time spent after scheduled hours or via remote access
Administrative Tasks	Activities such as billing and filling forms Time or proportion of total time
Fragmentation of Workflow	Number of task switching, interruptive alerts Documentation while doing other activities
Measures of Efficiency	Timely completion of documentation, closing encounters, responding to messages, responding to test results, prescription refills Measured as time to completion of activities or proportion of completed activities
EHR Activity Rate	Number of actions (clicks, keystrokes, transitions, mouse-keyboard switches, mouse miles (pixels) per minute, number of logins per shift)
EHR Usability	Usability scales, satisfaction with EHR, surveys about ease of documentation Technostress (stress related to EHR)

Abbreviations: EHR = electronic health record; FTE = full-time equivalent

We found that measures have been developed and applied across a diverse range of settings, populations, and uses. Settings include both ambulatory and inpatient clinical practices, primary care and nonprimary specialties, surgical and nonsurgical settings, rural and urban sites, academic and community-based medical centers, and private practices. The most commonly studied group was physicians in the United States, and additional geographic locations included Canada, the United Kingdom (U.K.), Germany, the Netherlands, Switzerland, Saudi Arabia, China, Taiwan, and Australia. South American clinical settings were not well represented. Relevant clinician types include faculty and resident physicians, nurse practitioners, physician assistants, clinical psychologists, registered and licensed practical nurses, social workers, occupational and physical therapists, dietitians, and speech pathologists. Validity of documentation burden measures was evaluated using a framework of five sources of evidence that can support construct validity, which are content, response process, internal structure, relations to other variables, and consequences. We found published information on validity evidence to be limited and incomplete. Validity evidence was judged as adequate for the five domains between 8 percent-30 percent of the measures. This challenges interpretation of studies of documentation burden and makes credible comparisons of results across studies extremely difficult. Limited validity evidence also hinders support for widespread implementation of a specific measure.

Guiding Question 2: What are the different perspectives on the appropriateness of different measures of documentation burden that have been applied/proposed?

Findings: We identified sparse data regarding the appropriateness of documentation burden measures based on consideration of scalability, feasibility, or equity across clinical settings, clinician and patient/caregiver populations, and geographic locations. Comparability of EHR-derived measures when interoperability is limited is an ongoing concern, as is generalizability of both objective and subjective evaluations of documentation burden conducted within specific environments.

Guiding Question 3: What are the perceptions of documentation burden based on clinical roles and patients/caregivers?

Findings: Physician perspectives on documentation burden were more robustly represented in the literature, followed by nurses' perspectives. These perspectives associated documentation burden with burnout, overall satisfaction, satisfaction with the EHR, EHR usability, and EHR-associated workload. Only two studies evaluated documentation burden from patients' perspective and found increased EHR usage was associated with decreased patient satisfaction and less interaction with physicians.^{1, 2}

Guiding Question 4: What is the role of patients in documentation burden?

Findings: The role of patients in documentation burden was assessed across only a small number of studies with limited outcomes primarily focused on volume of communications and associated time demands for paperwork, chart review, and clinician responses to patient communications.

Guiding Question 5: What is the role of setting in documentation burden?

Findings: There were minimal data about the effect of setting on documentation burden. Overall patterns for documentation burden appear to be broadly similar across settings, although there is evidence that note length and other burdens are greater in the United States than in other health systems.³ Interventions to mitigate documentation burden may be more accessible and more often implemented in settings or specialties with greater resources, but the underlying documentation burdens themselves are endemic.

Strengths and Limitations

A key strength of this Technical Brief is the systematic search of literature applying methodologically rigorous techniques including a medical librarian-developed search strategy of multiple databases, duplicate assessment of inclusion for every identified report, and duplicate assessment of data extraction from reports included in the final summary. The timeline selected for this report aligns with a major shift in documentation burdens occurring with enactment of the HITECH Act in 2009. Hence the resulting literature summary reflects modern practice experiences.

This Technical Brief also has limitations. The literature has the greatest relevance to the U.S. healthcare system. The focus of this Technical Brief was primarily on measures of documentation burden, not on effectiveness of interventions to address it. Validity evidence to support specific measures was infrequently reported and did not encompass the full range of sources of such evidence. The literature also contains very little discussion of issues relating to the appropriateness of measures according to considerations of scalability, feasibility, or equity across clinical settings, clinician and patient/caregiver populations, and geographic locations. Although clinician perspectives were generally consistent, certain groups were poorly represented (e.g., pharmacists, nurses, and medical assistants). Patient perspectives were rarely reported, but their role in contributing to documentation burden through patient portal messaging was described in the literature.

Implications and Conclusions

The findings of this Technical Brief have important implications for healthcare systems, clinicians working within them, and patients receiving care from them. Documentation

burden in healthcare is well documented, and its consequences are serious for all stakeholders. This review identifies a wide range of measures for documentation burden, yet also have serious limitations that must be remedied to further inform the scope of the problem and evaluate interventions and solutions. Attention to validity evidence in support of existing and proposed measures is needed to identify the most robust and scalable measures for the many dimensions of documentation burden. Greater diversity of settings and perspectives is also necessary, including patients as active participants in documentation processes and their associated burdens and benefits. Identifying measurement gaps is just the first step that serves as the basis for developing interventions and solutions and benchmarking progression of mitigating documentation burden.

References

1. Marmor RA, Clay B, Millen M, et al. The Impact of Physician EHR Usage on Patient Satisfaction. *Appl Clin Inform.* 2018 Jan;9(1):11-4. doi: <https://doi.org/10.1055/s-0037-1620263>. PMID: 29298451.
2. Mishra P, Kiang JC, Grant RW. Association of Medical Scribes in Primary Care With Physician Workflow and Patient Experience. *JAMA Intern Med.* 2018 11 01;178(11):1467-72. doi: <https://dx.doi.org/10.1001/jamainternmed.2018.3956>. PMID: 30242380.
3. Downing NL, Bates DW, Longhurst CA. Physician burnout in the electronic health record era: Are we ignoring the real cause? *Ann Intern Med.* 2018 03 Jul;169(1):50-1. doi: <https://dx.doi.org/10.7326/M18-0139>. PMID: 29801050.

1. Introduction

1.1 Background

Satisfaction and burnout of healthcare professionals are urgent challenges currently facing the healthcare system in the United States, especially given the effects of the COVID-19 pandemic.¹ There are multiple contributors driving these issues, but documentation burden is commonly cited as a key factor.²⁻⁴ Many clinicians report that electronic health records (EHRs), electronic prescribing, electronic patient portals, and computerized physician order entry (CPOE) lead to information overload, frequent interruptions/distractions, and a change in the content of professional work to tasks less connected to meaning and purpose.^{2, 5, 6} Greater time spent on administrative tasks is associated with decreased career satisfaction and increased burnout,⁵ and greater use of EHRs and CPOE is associated with increased burnout.⁵ EHR usability is generally poor, and physician assessment of poor EHR usability is strongly associated with burnout.⁷ In addition, clinical documentation requirements often cannot be completed during the work day,⁸⁻¹⁰ and “work outside of work” is a strong driver of burnout.¹¹ Aside from burnout, documentation burden may affect patients’ outcomes. One study has shown that the total in-basket notifications and delivery of alerts over the weekend can impact the opening of time-sensitive EHR alerts, and another has suggested a role of health information technology in diagnostic delays.^{12, 13} Documentation burden on clinicians may be associated with reduced patient satisfaction.¹⁴ Numerous factors contribute to documentation burden, including regulatory demands, payor needs, organizational structure and needs,¹⁵ and possibly fear of litigation.¹⁶⁻¹⁸

The 2009 enactment of the Health Information Technology for Economic and Clinical Health (HITECH) Act is often identified as the beginning of the modern era of clinical burdens associated with health information technology, including documentation burden.¹⁹ More recently, there have been calls to evaluate and address clinician burden associated with the EHR, including documentation burden. Although the adoption of EHRs in the United States has increased since the mid-2000s and burdens have been a concern for many years, clear definitions and measures for documentation burden are lacking.^{6, 20, 21} Documentation burden has been described largely in the context of time and effort associated with specific clinical documentation tasks.⁶ For example, a summary of organizational interventions targeting reduced job demands, improved job resources, and improved clinical workflows is provided by Sinsky and colleagues.¹¹ These include eliminating multiple unnecessary documentation requirements, aligning EHR functions with clinical workflows, reducing inbox message volume, streamlining documentation involving verbal orders, and reducing the work associated with prior authorization. Additional interventions include team support for documentation and shifting to annual prescription renewals from more frequent intervals.

Measures for these interventions are often simplistic, for example, the number of messages or time spent on documentation.⁶ Expanded and more granular measures have been introduced through the American Medical Association’s Joy in Medicine Health System Recognition Program.²² These include the Work Outside of Work metric based on time outside of patient scheduled hours, Time on Inbox, Time on Encounter Note Documentation, and Total EHR Time.

In part because established definitions and measures for documentation are not well developed, published literature applying these measures is limited and has not been systematically collated to date. Evidence for validity of documentation burden measures is often

1. Introduction

lacking or not reported clearly, scalability is not demonstrated, and key strengths and weaknesses are not well delineated.^{6, 23} These challenges and controversies collectively highlight the need for a summary of the literature across different clinical fields and types of health professionals to increase the understanding of how best to measure and report documentation burden. This understanding would then support the evaluation of interventions designed to minimize documentation burden to reduce burnout, promote job satisfaction, increase efficiency, and improve the quality of patient care.

1.2 Purpose of This Technical Brief

This Technical Brief will evaluate multiple aspects relating to measuring documentation burden with the aim of assessing the current documentation burden and measuring progress of interventions targeting mitigation of the burden. This work will be used by the American Medical Informatics Association (AMIA) in alignment with the 25x5 Task Force's vision of a "U.S. healthcare workforce free of documentation burden and focused on patient care and improved patient outcomes."⁴ The AMIA 25X5 Task Force Reducing Documentation Burden aims to reduce the existing burden to 25 percent by 2025. The Task Force is in a position to develop, collaborate, and disseminate potential incremental documentation burden strategies.

1.3 Guiding Questions

The purpose of this Technical Brief is to address the following Guiding Questions:

Description/overview of measurements of documentation burden:

1. What measures of documentation burden have been developed or used (including measures broadly – quantitative and qualitative)?
 - a. For which settings, populations, and intended uses were the measures developed?
 - b. How have these measures been applied?
 - c. Is there published information available on validity of the measures?
 - d. What are the key strengths and weaknesses of different measures that have been used?
2. What are the different perspectives on the appropriateness of different measures of documentation burden that have been applied/proposed (e.g., scalability, resource intensiveness to collect, equitable across populations)?
3. What are the perceptions of documentation burden based on clinical roles (e.g., physician, nurse, physician assistant) and patients/caregivers?

Factors influencing documentation burden:

4. What is the role of patients in documentation burden?

1. Introduction

5. What is the role of setting (i.e., rural vs. urban, hospital, outpatient, academic institution, etc.) in documentation burden?

2. Methods

To address the Guiding Questions (GQs), we followed the established methodologies of Technical Briefs as outlined in the Agency for Healthcare Research and Quality (AHRQ) Content and Procedures Guide for the Evidence-based Practice Centers. The [study protocol](#) was published on the AHRQ Effective Health Care website. This report specifically addresses clinical documentation in electronic health records (EHRs), not entry of other types of data.

2.1 Discussions With Key Informants

To supplement findings from literature search and gain additional contextual information around the GQs, we recruited nine Key Informants (KIs) with different expertise, backgrounds, and professional affiliations, including healthcare professionals (internist, cardiologist, surgeon, and nurse), researchers, policymakers, and an EHR trade association representative. Between October and November 2023, we conducted two group conferences to collect input on the GQs and where KIs also shared their experiences, opinions, and challenges related to documentation burden. KIs were invited to review and provide feedback on the draft report; however, all findings and opinions expressed within the report are solely the authors'.

2.2 Gray Literature Search

We searched the following sources for gray literature: U.S. Food and Drug Administration, ClinicalTrials.gov, Health Canada, U.K. Medicines and Healthcare Products Regulatory Agency (MHRA), conference proceedings, Web search engines (Google), and websites of Federal and State Government, patient advocate groups, EHR vendors, and professional societies. A Supplemental Evidence and Data for Systematic Reviews (SEADS) portal was posted to collect additional study-specific information from industry stakeholders, professional societies, and researchers. In addition, we sought and reviewed gray literature sources proposed by the KIs. A Federal Register Notice was posted for this review.

2.3 Published Literature Search

We conducted a comprehensive database search, including Embase[®], Epub Ahead of Print, In-Process & Other Non-Indexed Citations, MEDLINE[®] Daily, MEDLINE[®], Cochrane Central Registrar of Controlled Trials, Ovid[®] Cochrane Database of Systematic Reviews, and Scopus[®] from January 1, 2010 to December 7, 2023. Reference mining of relevant systematic reviews/meta-analyses, eligible primary studies (i.e., randomized clinical trials, observational studies, surveys, qualitative studies, and mixed-method studies) were conducted to identify additional literature. The literature search strategy was developed by an experienced medical librarian and peer-reviewed by an independent information specialist. The same medical librarian conducted the literature search. The detailed search strategy is listed in Appendix A.

For abstract screening, we used a validated natural language processing (NLP) algorithm developed by DistillerSR[®] (Evidence Partners Incorporated, Ottawa, Canada). Each abstract was screened by two human reviewers and the NLP technique with constant surveillance of possible misclassified citations for quality control. Consensus for inclusion and any abstracts with conflicting recommendations were advanced for full-text screening. Independent reviewers, working in pairs, screened the full-text version of eligible references. Discrepancies between

2. Methods

reviewers were resolved through discussions and consensus. When consensus could not be reached, a third reviewer resolved the difference.

We applied the following inclusion and exclusion criteria for the studies identified in the literature search (Table 1).

Table 1. PICOTS (populations, interventions, comparators, outcomes, timing, and settings)

PICOTS Elements	Inclusion Criteria	Exclusion Criteria
Population	Healthcare professionals, including but not limited to: <ul style="list-style-type: none">• Physicians• Nurses• Other professionals	<ul style="list-style-type: none">• Any healthcare professional without direct patient contact
Interventions (Exposure)	<ul style="list-style-type: none">• EHR• Electronic prescribing• Electronic patient portals• CPOE	<ul style="list-style-type: none">• None
Comparators	<ul style="list-style-type: none">• None	<ul style="list-style-type: none">• None
Outcomes	Measures of documentation burden, including but not limited to: <ul style="list-style-type: none">• Work Outside of Work• Time on Inbox• Time on Encounter Note Documentation• Excessive workload• Time on EHR• Administrative tasks• Fragmentation of workflow• Clinician-patient interaction	<ul style="list-style-type: none">• None
Timing	<ul style="list-style-type: none">• All	<ul style="list-style-type: none">• None
Settings	<ul style="list-style-type: none">• Any clinical settings	<ul style="list-style-type: none">• None
Study design	<ul style="list-style-type: none">• RCTs• Comparative observational studies• Surveys• Qualitative studies• Mixed-method studies• Systematic review or meta-analysis	<ul style="list-style-type: none">• In vitro studies• Erratum• Editorials• Letters• Case studies/case reports• Narrative reviews
Publications	<ul style="list-style-type: none">• Studies published in English as peer reviewed full-text articles• Published after the year 2010	<ul style="list-style-type: none">• Non-English language studies• Conference abstracts

Abbreviations: CPOE = computerized provider order entry; EHR = electronic health record; PICOTS = populations, interventions, comparators, outcomes, timing, and settings; RCT = randomized clinical trial

2.4 Data Organization and Presentation

2.4.1 Information Management

We developed a standardized data extraction form to extract study characteristics (author, year, study design, inclusion and exclusion criteria, study settings, population, measures of documentation burden and its validity, strength and weakness, users' perspectives, and related items for addressing the GQs). Using randomly selected studies, all study team members evaluated the feasibility and accuracy of the standardized form to capture relevant data for this Technical Brief. Evidence generated from published literature was supplemented with data

2. Methods

derived from KIs and gray literature. We used DistillerSR[®] to create data extraction forms and facilitate data extraction.

2.4.2 Data Presentation

We summarized measures of documentation burden in evidence tables and visual depictions. We highlighted intended uses of these measures, strengths and weakness, different perspectives from clinical roles and patients/caregivers, and factors affecting the use. Additional information provided from KIs was synthesized and presented narratively. Documentation burden measures were narratively synthesized into distinctive categorizes based on similarity of the identified measures through consensus among the team. We started with an existing framework from Moy et al. and added additional measures identified in the current search.⁶ Evidence supporting validity of measures was evaluated following the model developed by Messick and adapted by Cook and Beckman.^{24, 25} The model identifies five sources of evidence that can support construct validity, which are content, response process, internal structure, relations to other variables, and consequences. Thematic narrative synthesis of data was based on consensus of the authors of this report.

2.5 Peer Review and Public Commentary

Experts and stakeholders provided external peer review on of this draft report; AHRQ also provided a review of the draft report. The draft report was posted on the AHRQ Effective Health Care website for public comment from 2/16/2024 to 3/15/2024. A disposition of comments document of the peer review and public comments will be posted approximately 3 months after the final report is published.

3. Findings

3.1 Results From Discussion With Key Informants

We completed two 1-hour group conferences with nine Key Informants (KIs) between October and November 2023. The KIs emphasized the importance of the Guiding Questions (GQs) and agreed with the proposed methods for this Technical Brief. They helped identify a list of measures of documentation burden, evidence relating to their reliability and validity, and factors that may affect the measures and their value in assessing documentation burden. The KIs also suggested to limit the literature search from approximately 2010 as electronic health record/electronic medical record (EHR/EMR) systems started to be widely adopted in U.S. health systems partially due to enactment of the Patient Protection and Affordable Care Act on March 23, 2010 after enactment of the 2009 Health Information Technology for Economic and Clinical Health (HITECH) Act. Findings from the KI discussion were synthesized with those from gray and published literature and presented in Section 3.3.

3.2 Results of the Gray Literature Search

Three main sources were identified from the gray literature. The 2019 National Academy of Medicine (NAM) report on clinician burnout offers a comprehensive overview of contributors to clinician burnout,² including documentation burden and the consequences of these issues. This report called for validated measurement tools for documentation burden but did not identify specific measures for this purpose beyond identifying numerous examples of these burdens. It did classify administrative burdens (including documentation concerns) into patient care-related and nonpatient care-related categories. This report also cautioned against simply shifting administrative burdens from one job role to another. Relevant to the current Technical Brief, the NAM report identified determination of how to best measure administrative burden as a key research priority.

The 2020 Office of the National Coordinator for Health Information Technology report on reducing regulatory and administrative burden relating to health information technology (IT) and EHRs emphasized that documentation burden impedes efforts to improve patient safety and quality of care.³ This report noted certain documentation burdens, including requirements for clinical visit data entry that could be streamlined, beyond simply representing a measurable target. Confirming the accuracy of automated data collection is highlighted as a necessary step to leveraging EHR tools to reduce documentation burden.

Finally, the 2021 American Medical Informatics Association (AMIA) 25x5 Task Force effort to reduce health professionals' documentation burden established an expectation that documentation burden on clinicians in the United States be reduced to 25 percent by 2025, in order to focus more effectively on patient care needs. The Task Force did not specifically identify measures of documentation burden but noted the need for more detailed analysis of such measures. This resulted in a nomination of measures for documentation burden as a topic for a new evidence review from the Agency for Healthcare Research and Quality, culminating in the present Technical Brief.

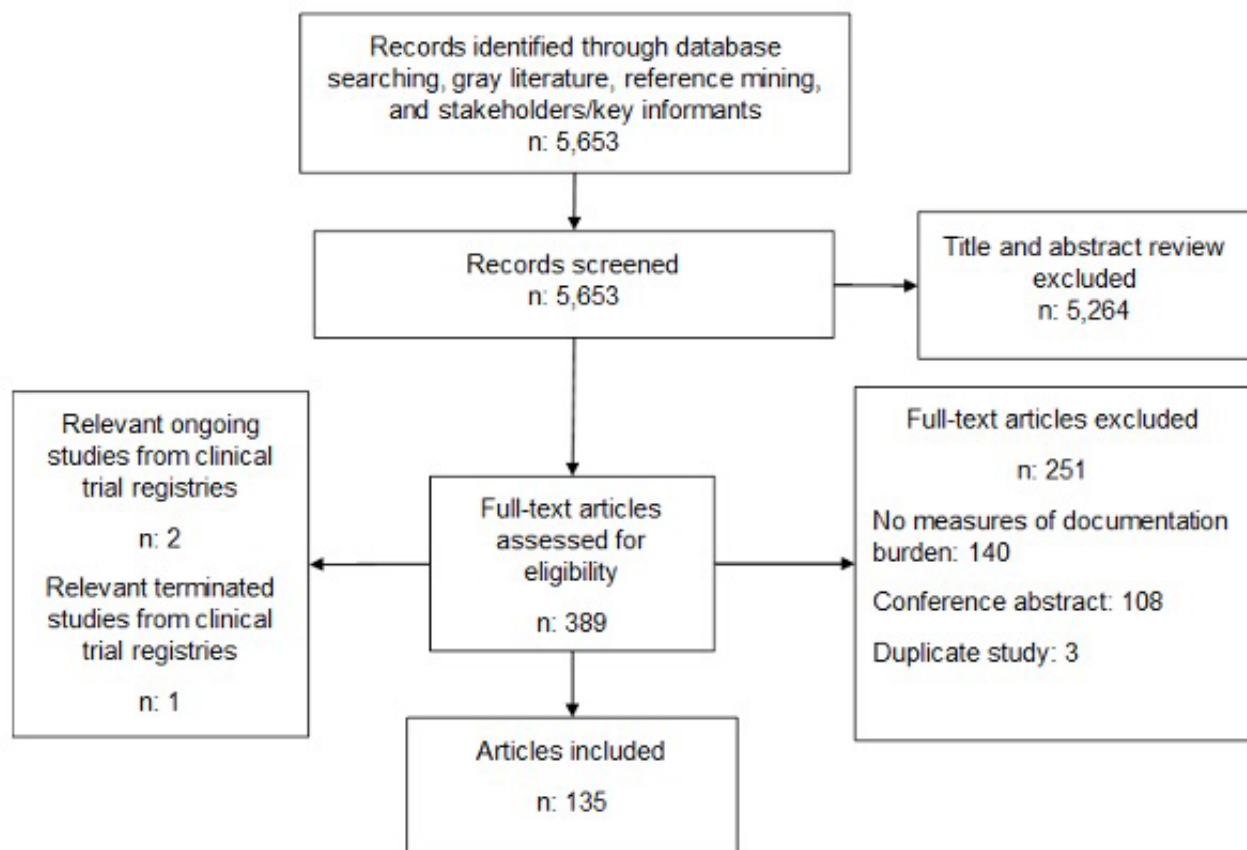
3.3 Results of the Published Literature Search

The literature search strategy identified 5,653 citations. We excluded 5,264 articles after abstract screening. Two hundred fifty-one articles were excluded after full text screening. The

3. Findings, 3.3 Results of the of the Published Literature Search

main reasons for exclusion were the study reported no measures of documentation burden (n=140), was a conference abstract (n=108), or was a duplicated publication (n=3). The excluded studies with exclusion reasons are listed in Appendix B. We also identified two ongoing studies and one terminated study from clinical trial registries. One hundred thirty-five articles met the inclusion criteria. The results of the literature search are displayed in the flow chart found in Figure 1. Appendix C lists characteristics of the included studies. Appendix D lists the measures of documentation burden, Appendix E describes the validity of documentation burden measures by included studies, and Appendix F lists the references used in the appendix.

Figure 1. Flow chart



Abbreviations: n = number

3.3.1 GQ 1: What Measures of Documentation Burden Have Been Developed or Used?

This narrative synthesis identified 11 measures of documentation burden that are summarized in Figure 2.

3. Findings, 3.3 Results of the of the Published Literature Search, 3.3.1 GQ 1 Measures of Documentation Burden

Figure 2. Measures of documentation burden

Overall Time Spent in EHR	Mean time per day, per patient/encounter, or per provider/FTE
Clinical Documentation	Time or proportion of time spent on clinical documentation Documentation length, number of notes, and number of actions taken to complete a note
Inbox Management	Time spent on inbox management or number of messages received or completed
Time Spent in Clinical Review	Time or proportion of time spent on looking at or reading information from the patient record
Time Spent in Orders	Time or number of orders
Work Outside Work	Time or proportion of total time spent after scheduled hours or via remote access
Administrative Tasks	Activities such as billing and filling forms Time or proportion of total time
Fragmentation of Workflow	Number of task switching, interruptive alerts Documentation while doing other activities
Measures of Efficiency	Timely completion of documentation, closing encounters, responding to messages, responding to test results, prescription refills Measured as time to completion of activities or proportion of completed activities
EHR Activity Rate	Number of actions (clicks, keystrokes, transitions, mouse-keyboard switches, mouse miles (pixels) per minute, number of logins per shift)
EHR Usability	Usability scales, satisfaction with EHR, surveys about ease of documentation Technostress (stress related to EHR)

Abbreviations: EHR = electronic health record; FTE = full-time equivalent

3.3.1.1 Overall Time Spent in EHR

Total time spent in the EHR was tracked most commonly through EHR usage logs.^{8, 14, 26-56} It was tracked through time-motion analysis in five studies.^{8, 57-60}

In addition, two studies tracked time spent in EHR remotely through a smart phone or tablet applications.^{61, 62} Five studies reported subjective EHR use.⁶³⁻⁶⁷

3.3.1.2 Activities Related to Clinical Documentation

Time specifically spent in clinical documentation activities was most commonly tracked through EHR usage logs, both as total time spent on clinical documentation specifically and the proportion of total EHR time spent in clinical documentation.^{8, 30, 32-36, 40, 41, 43-45, 47, 48, 51-55, 62, 66, 68-86} Additional time measurement of clinical documentation activities occurred via smart phone or tablet applications^{39, 62, 77, 87-98} or video time-motion recording.^{58, 60}

Measures related to clinical documentation other than time spent in clinical documentation activities included number of flowsheet-related entries such as vital sign entry,^{59, 60, 99, 100} documentation length,^{30, 42, 44, 62, 70, 73, 85-87, 94, 101-105} number of notes,⁷⁵ and number of actions taken to complete each note.^{74, 84, 85, 106}

Some studies also provided subjective assessments of clinical documentation burden, including perceived sufficiency of time for documentation and estimated time spent on clinical documentation.^{10, 65, 107-118} For example, Carlson et al.¹⁰⁸ administered a survey to resident physicians with items evaluating self-report of usual time to documentation completion, minutes for individual note completion after leaving a patient's room, and whether documentation was completed in a timely manner, incorporated an adequate physical exam, and contained an accurate list of diagnoses. A parallel survey administered to attending physicians evaluated self-report of usual time to documentation completion, minutes per week spent attesting notes, and

3. Findings, 3.3 Results of the of the Published Literature Search, 3.3.1 GQ 1 Measures of Documentation Burden

whether documentation was completed in a timely manner, contained an accurate physical exam, and included an accurate diagnosis list. De Groot et al.¹¹⁹ surveyed nurses estimating time spent per week on clinical documentation and self-perceived workload of clinical documentation (reported on a 5-point scale). Gilman et al.¹²⁰ surveyed general internists to report time spent completing clinical documentation, including the after-visit summary and dismissal letter, using a 5-point scale with response options of *no time*, *very little*, *just right*, *more than expected*, and *too much*.

3.3.1.3 Inbox Management

Measures of inbox management-related documentation burden included tracking of time spent specifically in this activity,^{8, 30, 32, 33, 35, 37, 39, 40, 46, 47, 51-55, 71, 78, 79, 81, 83, 87, 101, 103, 121, 122} and volume/number of messages.^{44, 46, 49, 52, 55, 121-124} Self-reported assessment of inbox burden was described in several studies, including time elapsed before responding to inbox messages,¹²⁵ time spent on inbox management,¹²⁰ and estimated number of messages received.⁶⁴

3.3.1.4 Time Spent in Clinical Review

Time spent in clinical review activities was tracked most commonly through EHR usage logs,^{8, 32, 35-37, 40, 42, 46, 47, 52-54, 61, 62, 71, 78, 79, 81, 83, 87, 101, 122} followed by time-motion analysis.^{39, 58, 61, 91, 93, 97, 98} One study tracked time spent in clinical review remotely through a smart phone or tablet application.⁶¹ Subjective reporting of time spent in clinical review was described in three studies.^{34, 117, 120}

3.3.1.5 Time Spent in Orders

Documentation burden associated with time spent in clinical orders was assessed through EHR usage logs,^{30, 32, 33, 37, 39, 45, 53, 61, 71, 81, 83, 87, 126} in time-motion studies monitored via iPad,⁹⁶ or in person.^{58, 94} One study examined orders placed remotely through smart phone or tablet application.⁶¹

Subjective reporting of time spent in orders was described in one study using a 5-point scale.¹²⁰ Other measures measuring the burden of orders included an assessment of the number of orders entered.^{39, 101}

3.3.1.6 Work Outside Work/After Hours

Numerous studies reported objective measures of work activities occurring outside of usual clinical time. These were most often tracked through the EHR, and definitions varied widely as outlined across studies (Appendix Box D.1). For example, Adler-Milstein et al.¹²³ measured total time active after hours (7:00 P.M.–7:00 A.M.) on scheduled clinic days and time active anytime on unscheduled days. Beiser et al.¹²⁷ measured time spent in the EHR outside 7:00 P.M.–7:00 A.M., time spent in the EHR on unscheduled days, and “pajama time” (5:00 P.M.–7:00 A.M.).

Several studies also reported subjective measures of documentation burden from work outside of regular work hours (Appendix Box D.2). DiAngi et al.¹²⁵ measured self-reported time spent per week in the EHR outside routine work hours (i.e., 8:00 A.M.–6:00 P.M. Monday through Friday), using a survey with responses on a 5-point scale (from none to excessive). This study also examined self-reported time spent per week precharting outside routine work hours (i.e., 8:00 A.M.–6:00 P.M. Monday through Friday). Gilman et al.¹²⁰ measured self-reported time spent after hours, assessed on a 5-point scale (response options no time, very little, just right, more than expected, too much).

3. Findings, 3.3 Results of the of the Published Literature Search, 3.3.1 GQ 1 Measures of Documentation Burden

3.3.1.7 Administrative Tasks (Billing and Insurance Related)

Three studies objectively evaluated documentation burden associated with billing- and insurance-related administrative tasks using EHR automated tracking features.^{8, 32, 53} One study used video time-motion analysis to evaluate the burden of administrative tasks.⁵⁸ Five studies subjectively examined the burden of administrative tasks.^{116, 119, 120, 128, 129}

3.3.1.8 Fragmentation of Workflow or Multitasking

Task switching has been evaluated in studies by Bartek et al.,⁷¹ who measured switching between different EHR tasks, and Ehrler et al.,⁵⁹ who assessed time spent on uninterrupted EHR documentation. Moy et al.^{81, 130} measured time spent on single tasks and the number of task switches per minute to measure workflow fragmentation in different clinical settings (e.g., intensive care unit, emergency department [ED], acute care, and ambulatory clinic). Additional measures of fragmentation include number of weekly interruptive alerts¹³¹ and number of interruptions per hour.⁸⁹ Fouquet et al.¹³² observed attending physician behaviors and found that a majority of the attendings multitasked and completed documentation while residents were actively staffing cases. Mamykina et al.^{95, 96} completed a time-motion study identifying a high frequency of multitasking and task transitions in clinical documentation, with resulting fragmentation in clinical work.

3.3.1.9 Measures of Efficiency

Several studies reported objectively assessed efficiency measures (Appendix Box D.3). These measures can be further subcategorized as: timely completion of documentation,^{34, 66, 72, 133} time to chart/encounter closure,^{55, 72, 105, 132, 134, 135} visits closed same day,^{35, 43, 49, 52, 69, 87, 127, 136} clinical encounters that were closed on the same day as the visit,^{30, 42, 55, 56, 62, 104} charts closed within 72 hours,⁷⁹ time spent in the EHR relative to expected time based on clinical workload,¹²³ timely inbox completion,^{43, 46, 49, 52} documentation compliance,⁹⁷ number of steps in healthcare staff workflow,²⁸ mean nursing admission database dataset completion rate,⁷⁴ and time to completion of results, prescription requests, and patient messages.¹³⁷

Two studies subjectively assessed measures of efficiency via survey. DiAngi et al.¹²⁵ assessed the frequency of closing encounters on the same workday and Taylor et al.¹¹⁷ assessed the number of notes closed within a 72-hour period.

3.3.1.10 EHR Activity Rate

Several studies reported measures of EHR activity. Alissa et al.¹⁰⁶ assessed the number of actions required to complete clinical notes (defined as clicks, keystrokes, transitions, and mouse-keyboard switches). Anderson et al.,²⁶ Aziz et al.,²⁷ Krawiec et al.,⁷⁸ and Overhage et al.,⁸³ applied a Cerner Advance definition of three or more mouse clicks per minute, 15 or more keystrokes per minute, or 1,700 or more mouse miles (pixels) per minute of mouse movement. Horn et al.,⁷⁴ and Karp et al.,⁷⁷ measured the number of mouse clicks required to complete a nursing admission patient history. Khan et al.³⁷ measured the number of chart clicks in a 1-month period and chart clicks per minute. Li et al.¹³⁸ assessed clinical documentation words per minute and keystrokes per character. Lastly, Patel et al.⁶² assessed the number of logins per shift, number of charts reviewed per shift, and number of patient charts documented per shift.

3. Findings, 3.3 Results of the of the Published Literature Search, 3.3.2 GQ 1a Settings, Populations, and Intended Uses of Developed Documentation Burden Measures and 3.3.3 GQ 1b Applications of Documentation Burden Measures

3.3.1.11 Usability

Various aspects of EHR usability were subjectively assessed from the perspective of the clinician in several studies. Four of these studies used the system usability scale (SUS), which is a validated survey instrument.^{7, 91, 110, 139} The rest of the studies used nonvalidated surveys to assess usability as described in the following (Appendix Box D.4).

Examples of these studies include Kadish et al.³⁵ who assessed confidence in the EHR overall and in five key activities: placement of orders (excluding chemotherapy), documentation, chemotherapy ordering, clinical review, and inbox message management, using a 5-point scale. Tell et al.¹⁴⁰ evaluated “technostress” (stress experienced by end users in organizations attributed to EHR) on a 5-point scale (1 = do not agree at all/no technostress to 5 = fully agree/high technostress levels).

3.3.2 GQ 1a: For Which Settings, Populations, and Intended Uses Were the Measures Developed?

Measures have been developed across a diverse range of settings, populations, and uses. Settings include both ambulatory and inpatient clinical practices, primary care and nonprimary specialties, surgical and nonsurgical settings, rural and urban sites, academic and community-based medical centers, and private practices. The most commonly studied group of healthcare professionals was physicians in the United States, but geography and clinician types have been diverse. Geographic locations include the United States, Canada, the United Kingdom, Germany, the Netherlands, Switzerland, Saudi Arabia, China, Taiwan, and Australia. South American clinical settings are not well represented in the literature. Relevant clinician populations included faculty and resident physicians, nurse practitioners, physician assistants, clinical psychologists, registered and licensed practical nurses, social workers, occupational and physical therapists, dietitians, and speech pathologists. Intended applications spanned a broad range of documentation burden measures as previously described. Study details relevant to GQ 1a are outlined in Appendix Table C.1.

3.3.3 GQ 1b: How Have These Measures Been Applied?

Applications spanned a broad range of documentation burden measures as previously described. These include overall time in the EHR, activities related to clinical documentation, inbox management-related documentation burden, time spent in clinical review activities, time spent in clinical orders, work outside of scheduled hours or usual clinical time, documentation burden associated with administrative tasks such as billing and insurance requirements, workflow fragmentation and multitasking, measures of efficiency, EHR activity measures, and EHR usability.

Objective measures across these applications most commonly involved EHR usage logs, activity tracking apps, and time-motion analyses. Subjective measures were also common, including clinician self-report of experiences, attitudes, and effort, along with methodologically more rigorous qualitative evaluations. Study details relevant to GQ 1b are outlined in Appendix Table C.1.

Multiple studies adopted measures of documentation burden to evaluate effectiveness of interventions to reduce documentation burden. For example, Chaparro et al. developed a quality improvement project to reduce the total volume of EHR interruptive alerts received by clinicians.¹³¹ However, very limited evidence existed that linked documentation burden to health

3. Findings, 3.3 Results of the of the Published Literature Search, 3.3.4 GQ 1c Published Information Available on Validity of Documentation Burden Measures

outcomes. Detailed information on application of the measures is summarized in Appendix Table C.1.

3.3.4 GQ 1c: Is There Published Information Available on Validity of the Measures?

The majority of the included studies did not provide sufficient evidence to establish validity of documentation burden measures. Figure 3 depicts the proportion of studies that adequately provided each of the five validity evidence types and Appendix Table E.1 provides details about the individual studies:

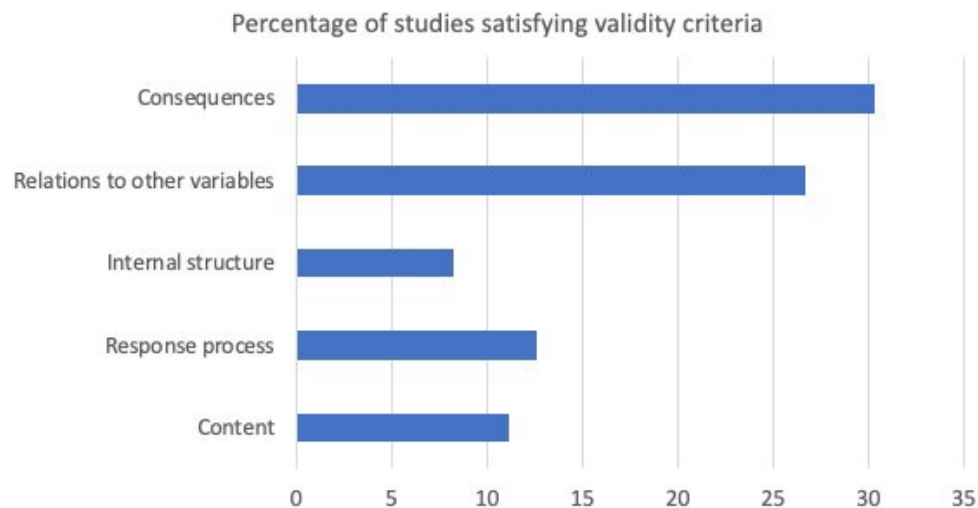
- Content evidence was judged to be inadequate in studies that simply measured time, number of clicks or completion of tasks without clear linkage to documentation burden, whereas studies that associated time with specific documentation tasks and linked it to burden were considered to provide adequate evidence (approximately 11% of the studies). For example, Gardner et al. associated the perception of insufficient time for documentation and excessive use of EHR at home with 2.8 and 1.9 higher odds of burnout, respectively.¹⁰⁹
- Response process evidence was considered adequate when the actions and thoughts of researchers and respondents in the studies intended to measure the burden associated with documentation (approximately 12% of the studies). For example, Kroth et al. conducted focus groups in which researchers and participants purposefully targeted documentation burden and its correlation with technology stress, ergonomic problems, poor interoperability between systems, her use at home, and excessive data entry requirements.¹¹²
- Internal structure evidence was considered adequate when the measure was judged to be reliable and reproducible (approximately 8% of the studies). While many studies used EHR usage logs to capture documentation time, which is a reliable and reproducible method, we judged these studies to ‘partially’ fulfill this criterion because time itself was a surrogate for burden and because EHR usage logs may miss inactive users and those who are multitasking on their screens. Time-motion studies and studies with observers may capture true documentation time better. For example, Arndt et al.⁸ and Karp et al.⁷⁷ used parallel time-motion studies to validate EHR measures.
- Relations to other variables evidence was considered adequate when studies correlated the time measure with other measures of burden or provider stress or satisfaction (approximately 27% of the studies).
- Consequences evidence was considered adequate when documentation time was associated in a study with burnout, patients’ outcomes or satisfaction, or teaching time (approximately 31% of the studies). For example, Baugh et al. demonstrated that every minute spent on documentation in emergency department was associated with 0.48 fewer minutes spent on teaching ($p < 0.05$).¹⁴¹

Several studies applied instruments to assess factors related to documentation burden such as work stress and well-being but did not report on the validity of documentation burden measures themselves (e.g., Al Qahtani et al.,¹⁴² Linzer et al.,¹¹³ Mosquera et al.,⁴² Olson et al.,¹¹⁴ and Peccoralo et al.¹²⁹). Additional validity information was provided in some specific studies in the form of survey or tool validation. Melnick et al.,⁷ Feely et al.,⁹¹ Gesner et al.,¹¹⁰ and Windle et al.¹³⁹ measured usability of the EHR using the SUS, a validated survey instrument to assess usability of various technologies. However, SUS captures only limited aspects of documentation

3. Findings, 3.3 Results of the of the Published Literature Search, 3.3.5 GQ 1d Key Strengths and Weaknesses of Documentation Burden Measures

burden. Benson et al.¹²⁴ applied a validated survey instrument to evaluate the impact of health IT, including the EHR, on clinician job satisfaction. Gesner et al.¹¹⁰ applied the BurDoNsaM (Burden of Documentation for Nurses and Mid-wives) tool to evaluate clinician views of documentation burden. BurDoNsaM had a separate publication in which it underwent content validity analysis by content experts and only items with adequate content validity indices were retained in the instrument.¹⁴³

Figure 3. Evidence supporting validity



3.3.5 GQ 1d: What are the Key Strengths and Weaknesses of Different Measures That Have Been Used?

Key strengths across measures of documentation burden include the combination of both objective and subjective measures to capture time and effort directly and with the additional context of perceptions around these burdens. The diversity of measures is also a strength as this offers a broad overview of documentation burden across multiple dimensions. In addition, the literature is quite broad in its coverage of clinical settings, clinician groups, and geographic locations. The most common measures of documentation burden involved electronic data capture via time stamps or usage logs, which would be expected to minimize the likelihood of measurement error assuming these measures are accurately calibrated within the electronic systems from which they are derived.

Key weaknesses include limited evidence in support of validity across all measures, as previously described. Although the diversity of measures is a strength, there is clear heterogeneity in the definitions of documentation burden even within specific intended measurement targets (e.g., work outside of scheduled work time, as noted previously). The heterogeneous definitions of documentation burden led to inconsistency and difficulty in comparing results across studies. There are also specific gaps in groups included in the literature,

3. Findings, 3.3 Results of the of the Published Literature Search, 3.3.6 GQ 2 Different Perspectives on the Appropriateness of Different Measures of Documentation Burden That Have Been Applied/Proposed and 3.3.7 GQ 3 Perceptions of Documentation Burden Based on Clinical Roles and Patients/Caregivers

including South American clinical settings and important clinician roles such as pharmacists, nurses, and medical assistants.

3.3.6 GQ 2: What Are the Different Perspectives on the Appropriateness of Different Measures of Documentation Burden That Have Been Applied/Proposed?

The literature contains very little discussion of issues relating to appropriateness of measures based on consideration of scalability, feasibility, or equity across clinical settings, clinician and patient/caregiver populations, and geographic locations. Comparability of EHR-derived measures when interoperability is limited is an ongoing concern, as is generalizability of both objective and subjective evaluations of documentation burden conducted within specific environments. There is greater discussion of the appropriateness and feasibility of solutions to documentation burden (e.g., scribes and health informatics technology development).

3.3.7 GQ 3: What Are the Perceptions of Documentation Burden Based on Clinical Roles and Patients/Caregivers?

3.3.7.1 Clinician/Healthcare Professional Perspective

Prior evidence makes clear that documentation burden is perceived as substantial across multiple studies involving physicians, residents, nurse practitioners, physician assistants, and nurses specifically, with every clinician role identifying documentation burden as a major concern. As such, these issues are universal across healthcare professionals who interface with documentation functions in their work. Documentation burden is associated with stress, dissatisfaction, and frustrations with poor usability. These issues are thought to at least indirectly compromise patient care experiences and outcomes.²⁻⁴

Three studies used qualitative methodology and conducted interviews with participants to understand the burden of documentation. Windle et al.¹³⁹ interviewed ED physicians to assess the burden of documenting patient encounters. De Groot et al.¹¹⁹ conducted qualitative interviews with nurses to address how they perceived clinical and organizational documentation in relation to their workload and user-friendliness of the EHR. Goldberg et al.¹⁴⁴ interviewed primary care physicians to identify causes of burnout and strategies to improve clinician well-being.

Consequences of documentation burden as reported by healthcare professionals are described across the following specific domains:

3.3.7.1.1 Burnout/Stress Related to the EHR

Numerous studies provided evidence of a strong association between documentation burden and burnout (Appendix Box D.5). For example, Frintner et al.¹²⁸ found that among pediatricians, higher reported EHR burden was associated with lower scores on career and life satisfaction measures and on multiple measures of work-life balance. Three-quarters of participants reported that EHR documentation was a major or moderate burden on a 4-point scale from no to major burden. Mosquera et al.⁴² assessed the association of time spent writing notes with depersonalization, emotional exhaustion, and overall engagement among psychiatrists in outpatient practice, finding a statistically significant association with depersonalization. The authors also assessed the association of the frequency of same-day visit closure with levels of

3. Findings, 3.3 Results of the of the Published Literature Search, 3.3.7 GQ 3 Perceptions of Documentation Burden Based on Clinical Roles and Patients/Caregivers

engagement, compassionate satisfaction, and sense of personal accomplishment, finding statistically significant associations with levels of engagement and sense of personal accomplishment.

3.3.7.1.2 Satisfaction and Usability With the EHR

The majority of the available studies reported decreased satisfaction with EHR across clinical roles, specialties, and geographic locations (Appendix Box D.6). Hsieh et al.⁷⁶ evaluated staff nurse satisfaction with EHR charting content, functionality, effectiveness, and usability on a 5-point Likert scale (1 = very dissatisfied to 5 = very satisfied). Baseline mean satisfaction scores were 3.4, 3.5, 4.4, and 3.7 across these dimensions, respectively. Kroth et al.¹¹² generated themes relating to satisfaction with the EHR from focus groups primarily involving primary care physicians. Stressors and dissatisfiers included click boxes and too many clicks in general, note bloat (from cut and paste entry), the intrusive presence of the EMR at home, limited interoperability between hospitals and EMR systems, difficulty locating or documenting key information within charts, and inefficiency relating to redundancy. The studies reporting EHR usability from the clinician/healthcare professional perspective can be seen in Appendix Box D.7.

3.3.7.1.3 Workload and Satisfaction With Practice

The studies reporting on workload can be seen in Appendix Box D.8. De Groot et al.¹¹⁹ reported on Dutch community nurses' views on the relationship of self-reported time spent on clinical documentation and administrative tasks with perceived high workload. More than half (52.3%) endorsed perceived high workload from clinical documentation at least regularly, and 57.9 percent endorsed perceived high workload from organizational documentation at least regularly.

The studies reporting satisfaction with practice can be seen in Appendix Box D.9. For example, Benson et al.¹²⁴ reported on whether EHR improved job satisfaction for gastroenterology and hepatology clinicians, finding that 17 percent agreed, 52 percent disagreed, and 31 percent strongly disagreed.

3.3.7.2 Patient Perspective

Marmor et al.¹⁴ found that for attending physicians at an academic teaching institution in the United States, increased total time spent in EHR during daytime hours was associated with decreased patient satisfaction, lower communication ratings, and lower likelihood of recommending the physician. However, no association was seen between after-hours EHR use and these outcomes. Among primary care physicians working outside of academic medical centers in California, Mishra et al.⁶⁶ found that within a scribe intervention allowing reduced physician documentation burden, patients reported more time spent by their physicians on direct interaction, less time engaging with the computer during their visit, and greater satisfaction with the quality of the visit under these conditions. We did not identify any studies specifically reporting on patient perspectives of documentation burden borne by their care team members.

3.3.7.3 Perspectives of Clinical Trainee

The negative effect of documentation burden on teaching was reported in several studies. Raney et al.⁹⁷ found that, among inpatient pediatric oncologists, increased time spent on documentation was associated with statistically significantly decreased time spent on teaching

3. Findings, 3.3 Results of the of the Published Literature Search, 3.3.8 GQ 4 The Role of Patients in Documentation Burden and 3.3.9 Role of Setting in Documentation Burden

but not associated with time spent on direct patient care. Yuan et al.¹¹⁸ evaluated how EHR completion time demands affected fellow education in nephrology. Overall, 70 percent-80 percent of program directors, clinical faculty, and nephrology fellows said that more time was spent during encounters on documentation than on the patient, and a majority of respondents felt EHR time demands placed fellows at risk of training program duty hour violations. A majority (65%-75%) of program directors, faculty, and nephrology fellows reported excessive and/or irrelevant EMR documentation, and 80 percent endorsed “copy forward” issues leading to incorrect information in the medical record. Roughly one-third of respondents indicated that fellows were reluctant to engage in education because of EMR time demands. This figure was higher for fellow-reported reluctance to participate in specific educational activities (52% for procedures, 57% for conferences, 74% for prolonging patient encounters, and 55% for independent case-directed literature reviews). Baugh et al.¹⁴¹ demonstrated that time spent documenting was significantly associated with less time spent on teaching, controlling for patient arrivals per hour.

3.3.8 GQ 4: What Is the Role of Patients in Documentation Burden?

Patients may contribute to required documentation in their clinical care, such as in previsit questions or followup questions after visits. At the time of this report, however, literature evaluating the role of patients in documentation burden beyond the volume of communications and associated time demands for associated paperwork, chart review, and responses is extremely limited. It is also important to note that patients are often intermediaries in these processes between insurance providers, billing entities, and regulatory groups and patients’ clinical teams. Hence, the true source of documentation burden may not be primarily the patients themselves.

As previously noted, inbox demands are a common metric of documentation burden. However, these are seldom divided by their source in published studies. Thus, patient-specific contributions are difficult to delineate. In addition, patient perceptions of the documentation demands they may place on clinicians have been largely unexplored. With these caveats, several relevant studies are described below.

Congelosi et al.⁶⁴ reported on surgical staff perceptions of patient portal usage, noting mixed evaluations of the portal as a preferred method of communication with patients and negative views of the portal’s contribution to workload and professional satisfaction. However, complementary patient perceptions of these issues were not included in this study. DiAngi et al.¹²⁵ evaluated clinician satisfaction with Epic’s InBasket function, which sends direct messages to and receives messages from patients, finding only fair self-reported ease of use for the EHR for responding to patient call InBasket messages (mean of 2.9 on 1-5 scale from unsatisfactory to satisfactory).

Holmgren et al.⁷³ found that immediate patient access to clinical notes did not increase documentation workload for clinicians, although documentation quality was not assessed. Kumah-Crystal et al.¹⁰² assessed the usefulness and impact of a previsit questionnaire on clinician documentation content and length (as a marker of documentation burden), with favorable evaluations from both patients and clinicians.

3.3.9 GQ 5: What Is the Role of Setting in Documentation Burden?

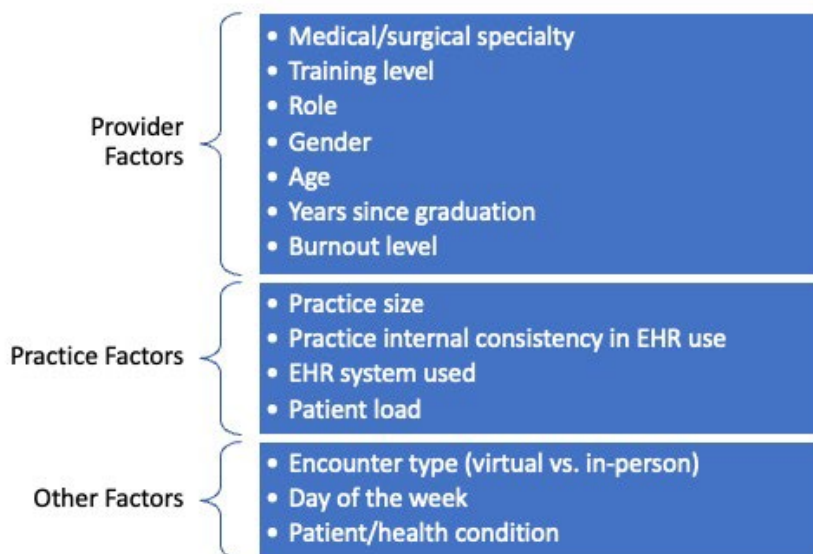
Measures have been developed to evaluate documentation burden across a diverse range of settings. These include both ambulatory and inpatient clinical practices, primary care and nonprimary specialties, surgical and nonsurgical wards, rural, suburban, and urban sites,

3. Findings, 3.3 Results of the of the Published Literature Search, 3.3.9 GQ 5 The Role of Setting in Documentation Burden

academic and community-based medical centers, and private practices. Overall patterns for documentation burden appear to be broadly similar across settings, although there is evidence that note length and other burdens are greater in the United States than in other health systems.¹⁴⁵ Increased EHR time spent on clinical review has been associated with decreased throughput efficiency in emergency medicine⁷⁸ and clinical workflow fragmentation in multiple studies across diverse settings.^{81, 89, 95, 96, 130, 131} Interventions to mitigate documentation burden may be more accessible and more often implemented in settings (and especially disciplines within settings) with greater resources, but the underlying documentation burdens themselves are endemic. Unfortunately, efforts to limit documentation burden in one setting or for one group can result in increased demands on other teams, particularly outpatient primary care clinicians and offices.²

The various mediators identified in the included studies of documentation burden are summarized in Figure 4 and can be categorized to provider, practice, and other factors.

Figure 4. Reported mediators of documentation burden



Abbreviations: EHR = electronic health record

4. Summary and Implications

We identified 135 articles reporting on various aspects of documentation burden and measures for its assessment. Documentation burden in healthcare is well documented, and its consequences are serious for healthcare professionals, the systems they work in, and patients. No single established definition for documentation burden exists, which contributes to the difficulty in creating valid and scalable measures. Before turning to the measures of documentation burden, it is important to note that the sources of document burden may be direct clinical work or organizational requirements around clinical work. Clinicians are able to distinguish these sources, and they likely require different approach to mitigation.

For Guiding Question (GQ) 1, we identified 11 categories of measures for documentation burden, from overall time spent in the electronic health record (EHR) to usability. The most common source for most measures was EHR usage logs, and direct tracking used in time-motion analysis (i.e., researchers follow clinicians and document each task and related time) was fairly uncommon. Specific work functions contributing to documentation burden were represented in the set of measures. These included flowsheet entry, inbox management, clinical review, order entry and review, and administrative clinical support tasks, such as billing and insurance-related documentation. The capture of the latter administrative tasks is likely underestimated. For example, medication-related pre-authorizations can involve lengthy phone calls with pharmacy staff and insurers, as well as providing information through websites outside of the EHR. Measures included both time during scheduled work and time required outside of work and after hours, although definitions of these parameters varied. It is noteworthy that with expanded virtual healthcare delivery and remote access, working off hours or off location may not correlate with documentation burden as well as they did when most work was in person. Efficiency was also an important measurement category, with measures reported for workflow fragmentation, multitasking, time to complete documentation requirements, and EHR activity down to the level of individual keystrokes and mouse clicks. If certain efficiency measures, such as timely closure of charts, are used to measure performance or penalize clinicians, these measures can become invalid measures of documentation burden.

We found that measures have been developed and applied across a diverse range of settings, populations, and uses. Settings include both ambulatory and inpatient clinical practices, primary care and nonprimary specialties, surgical and nonsurgical wards, rural and urban sites, academic and community-based medical centers, and private practices. The most commonly studied group was physicians in the United States, and additional geographic locations included Canada, the United Kingdom, Germany, the Netherlands, Switzerland, Saudi Arabia, China, Taiwan, and Australia. South American clinical settings are not well represented in the literature. Relevant clinician populations include faculty and resident physicians, nurse practitioners, physician assistants, clinical psychologists, registered and licensed practical nurses, social workers, occupational and physical therapists, dietitians, and speech pathologists. In addition, published information on the validity of documentation burden measures is limited and incomplete. This challenges interpretation of studies of documentation burden and makes credible comparisons of results across studies extremely difficult. Limited validity evidence also hinders support for widespread implementation of any specific metric. The scalability of measures is unclear considering that the current literature is mostly derived from academic medical centers.

For GQ 2, we identified important limitations to literature addressing the appropriateness of measures based on consideration of scalability, feasibility, or equity across clinical settings, clinician and patient/caregiver populations, and geographic locations. Comparability of EHR-

4. Summary and Implications

derived measures when interoperability is limited is an ongoing concern, as is generalizability of both objective and subjective evaluations of documentation burden conducted within specific environments.

For GQ 3, clinician perspectives on documentation burden were more robustly represented in the literature than perspectives from other stakeholder groups such as patients. Clinician perspectives on the impact of documentation burdens on stress and burnout were commonly reported, as were satisfaction with the EHR overall, EHR usability, and EHR-associated workload.

Extending the limitations for GQ 3, the role of patients in documentation burden as explored in GQ 4 was assessed across only a small number of studies with limited outcomes primarily focused on volume of communications and associated time demands for paperwork, chart review, and clinician responses to patient communications.

Finally, for GQ 5, the literature offers little ability to distinguish the role of settings in documentation burden. Overall patterns for documentation burden appear to be broadly similar across settings, although there is evidence that note length and other burdens are greater in the United States than in other health systems.¹⁴⁵ Interventions to mitigate documentation burden may be more accessible and more often implemented in settings (and especially disciplines within settings) with greater resources, but the underlying documentation burdens themselves are endemic. Unfortunately, efforts to limit documentation burden in one setting or for one group can result in increased demands on other teams, particularly outpatient primary care clinicians and offices. Each of these conclusions is limited by the aforementioned challenges involving validity, consistent application, and narrow stakeholder representation for measures for documentation burden as of this report.

4.1 Strengths and Limitations

A key strength of this Technical Brief is the systematic search of literature applying methodologically rigorous techniques including a medical librarian-developed search strategy of multiple databases, duplicate assessment of inclusion for every identified report, and duplicate assessment of data extraction from reports included in the final summary. Artificial intelligence (AI) was used to facilitate the initial stage of abstract review but was supplemented with duplicate assessments in all cases. The timeline selected for this report aligns with a major shift in documentation burdens occurring with enactment of the Health Information Technology for Economic and Clinical Health (HITECH) Act in 2009, so the resulting literature summary reflects modern practice experiences.

This Technical Brief also has limitations. The literature offers the greatest relevance to the U.S. healthcare system and may result in a less complete summary of documentation burdens in other systems. The focus of this Technical Brief was primarily on measures of documentation burden. Hence, the effectiveness of initiatives to lessen these burdens were not addressed in this report. Thematic synthesis can be conducted in multiple ways that can all be reasonable. For example, clinician satisfaction and system usability are interrelated concepts and so are scalability and feasibility. Thus, a different categorization of the findings of this report is possible. Heterogeneity in how different organizations implemented and configured their EHR limits comparative inferences across studies.

In addition, available literature was limited for certain GQs. Very few of specific measures have been tested and validated in rigorous studies, and validity evidence to support these measures was infrequently reported. There was limited knowledge of validation of vendor-

4. Summary and Implications

derived measures and their reproducibility. The literature also contains very little discussion of issues relating to the appropriateness of measures according to considerations of scalability, feasibility, or equity across clinical settings, clinician and patient/caregiver populations, and geographic locations. Limited data from healthcare systems outside of the United States and Europe limit our ability to compare experiences across these systems. Although clinician perspectives were generally consistent about the impact of the burden, certain groups were poorly represented (e.g., pharmacists, nurses, and medical assistants), and certain potential mediators were not evaluated (e.g., being a graduate from a non-U.S. medical school, keyboarding skills).

Patient perspectives were also not commonly reported. Related to this limitation, literature evaluating the role of patients in documentation burden beyond the volume of communications and associated time demands for associated paperwork, chart review, and responses is extremely limited.

4.2 Next Steps

Documentation burden continues to increase. A recent study comparing the period from 2019-2020 to 2022-2023 showed a significant increase in the time primary care physicians spent in the EHR across most tasks.¹⁴⁶ While some EHR vendors are trying to develop measures, the measures are in preliminary stages and do not appear to be consistent with proposals of multidisciplinary informatics workgroups and are not multi-dimensional.^{147, 148} As suggested above, there are several necessary advances in measures of documentation burden to allow a more complete understanding of the magnitude of current burdens across a wider range of documentation activities and to inform more effective solutions. For both existing and newly developed measures, renewed attention to fundamental instrument development procedures such as establishing validity and reliability is needed. Measures should explicitly map to specific burden domains and address multiple domains of this construct. Another important characteristic of documentation burden measures is that they need to assess documentation that is necessary to serve patients. Thus, parts of the documentation that do not serve patient needs should be eliminated and subsequently not measured. The primary source of the information may determine its necessity. For example, when a clinician documents the deterioration of a patient's status, they are the source of information, and this documentation is important. Conversely, documentation that merely reflects awareness of information or is simply copied from another place is not necessary. Other parts of the documentation may support billing, administrative tasks, or research, and these require a different way of documenting that does not lead to burden and burnout of healthcare professionals.

Another measurement need is to expand measures beyond the most common "time or effort" domains to include concepts such as "rework" associated with order revisions, duplication, and inefficiency in documentation processes both within and across job roles, and interoperability across data sources. One aspect of measurement could be the perceived value associated with documentation as a driver of associated experiences such as job satisfaction, burnout, and meaning from work. Measures that address burnout, emotional exhaustion, depersonalization, and moral distress in healthcare professionals should also be incorporated to assess the human dimensions of documentation burden. There is also a need to intentionally expand documentation burden evaluations to include more diverse healthcare systems both within and across nations, to inform comparative analyses of measures and outcomes. Similarly, representation from all clinical roles remains incomplete. As healthcare delivery increasingly requires highly integrated

4. Summary and Implications

team structures, changes affecting one group within a structure will have effects on every other group as well. Given this, studies should strive to include every clinical role involved in each care process, as well as the individuals at the center of these care processes, the patients themselves.

Future research should explore how patients use patient portals to communicate with clinicians (thereby generating additional documentation requirements), how often paperwork is brought by patients to clinicians to complete and how much time and cognitive effort this requires, and assess patient expectations of documentation (e.g., timeliness, level of detail, who the response should come from). Documentation quality is another important issue for future research that is closely related to documentation burden. Creating guidance and measures for high-quality documentation can identify areas where burden can be reduced and highlight what documentation requirements are truly necessary for effective patient care. Poor documentation includes repeatedly capturing the same information, and this redundancy clearly exacerbates documentation burden. The role of artificial intelligence (AI) in decreasing (or potentially exacerbating) documentation burden is another important domain for future studies. Future studies should report key elements such as reporting timeframes, EHR type and configuration, healthcare personnel type, and clearer definitions of measures. A reporting guideline or checklist for studies that measure or intervene on documentation burden is needed.

This report serves as a call to action and emphasizes the urgency of the problem. Identifying measurement gaps is just the first step that serves as the basis for developing interventions and solutions and benchmarking progression of mitigating documentation burden.

5. References

1. Shanafelt TD, West CP, Dyrbye LN, et al. Changes in Burnout and Satisfaction With Work-Life Integration in Physicians During the First 2 Years of the COVID-19 Pandemic. *Mayo Clin Proc.* 2022;97(12):2248-58. doi: <https://doi.org/10.1016/j.mayocp.2022.09.002>. PMID: 36229269.
2. National Academies of Sciences E, Medicine, National Academy of M, et al. Taking Action Against Clinician Burnout: A Systems Approach to Professional Well-Being. Washington (DC): National Academies Press; 2019.
3. Office of the National Coordinator for Health Information Technology. Strategy on Reducing Regulatory and Administrative Burden Relating to the Use of Health IT and EHRs. 2020. https://www.healthit.gov/sites/default/files/page/2020-02/BurdenReport_0.pdf
4. American Medical Informatics Association. AMIA 25x5: Reducing Documentation Burden. <https://amia.org/about-amia/amia-25x5>.
5. Shanafelt TD, Dyrbye LN, Sinsky C, et al. Relationship Between Clerical Burden and Characteristics of the Electronic Environment With Physician Burnout and Professional Satisfaction. *Mayo Clin Proc.* 2016 Jul;91(7):836-48. doi: <https://doi.org/10.1016/j.mayocp.2016.05.007>. PMID: 27313121.
6. Moy AJ, Schwartz JM, Chen R, et al. Measurement of clinical documentation burden among physicians and nurses using electronic health records: a scoping review. *J Am Med Inform Assoc.* 2021 Apr 23;28(5):998-1008. doi: <https://doi.org/10.1093/jamia/ocaa325>. PMID: 33434273.
7. Melnick ER, Dyrbye LN, Sinsky CA, et al. The Association Between Perceived Electronic Health Record Usability and Professional Burnout Among US Physicians. *Mayo Clin Proc.* 2020 Mar;95(3):476-87. doi: <https://doi.org/10.1016/j.mayocp.2019.09.024>. Epub 2019 Nov 14. PMID: 31735343.
8. Arndt BG, Beasley JW, Watkinson MD, et al. Tethered to the EHR: Primary Care Physician Workload Assessment Using EHR Event Log Data and Time-Motion Observations. *Ann Fam Med.* 2017 Sep;15(5):419-26. doi: <https://doi.org/10.1370/afm.2121>. PMID: 28893811.
9. Dyrbye LN, Gordon J, O'Horo J, et al. Relationships Between EHR-Based Audit Log Data and Physician Burnout and Clinical Practice Process Measures. *Mayo Clin Proc.* 2023 Mar;98(3):398-409. doi: <https://doi.org/10.1016/j.mayocp.2022.10.027>. PMID: 36868747.
10. Gaffney A, Woolhandler S, Cai C, et al. Medical Documentation Burden Among US Office-Based Physicians in 2019: A National Study. *JAMA Intern Med.* 2022 May 1;182(5):564-6. doi: <https://doi.org/10.1001/jamainternmed.2022.0372>. PMID: 35344006.
11. Sinsky CA, Biddison LD, Mallick A, et al. Organizational Evidence-Based and Promising Practices for Improving Clinician Well-Being. *NAM Perspect.* 2020;2020:10.31478/202011a. doi: <https://doi.org/10.31478/202011a>. PMID: 35291739.
12. Cutrona SL, Fouayzi H, Burns L, et al. Primary Care Providers' Opening of Time-Sensitive Alerts Sent to Commercial Electronic Health Record InBaskets. *J Gen Intern Med.* 2017 Nov;32(11):1210-9. doi: 10.1007/s11606-017-4146-3. PMID: 28808942.
13. Powell L, Sittig DF, Chrouser K, et al. Assessment of Health Information Technology-Related Outpatient Diagnostic Delays in the US Veterans Affairs Health Care System: A Qualitative Study of Aggregated Root Cause Analysis Data. *JAMA Netw Open.* 2020 Jun 1;3(6):e206752. doi: 10.1001/jamanetworkopen.2020.6752. PMID: 32584406.

14. Marmor RA, Clay B, Millen M, et al. The Impact of Physician EHR Usage on Patient Satisfaction. *Appl Clin Inform.* 2018 Jan;9(1):11-4. doi: <https://doi.org/10.1055/s-0037-1620263>. PMID: 29298451.
15. Nguyen OT, Jenkins NJ, Khanna N, et al. A systematic review of contributing factors of and solutions to electronic health record-related impacts on physician well-being. *J Am Med Inform Assoc.* 2021 Apr 23;28(5):974-84. doi: 10.1093/jamia/ocaa339. PMID: 33517382.
16. Wilson LL, Fulton M. Risk management: how doctors, hospitals and MDOs can limit the costs of malpractice litigation. *Med J Aust.* 2000 Jan 17;172(2):77-80. PMID: 10738478.
17. Albano GD, Bertozzi G, Maglietta F, et al. Medical Records Quality as Prevention Tool for Healthcare-Associated Infections (HAIs) Related Litigation: a Case Series. *Curr Pharm Biotechnol.* 2019;20(8):653-7. doi: 10.2174/1389201020666190408102221. PMID: 30961488.
18. Teichman PG. Documentation tips for reducing malpractice risk. *Fam Pract Manag.* 2000 Mar;7(3):29-33. PMID: 10947287.
19. Gettinger A, Zayas-Caban T. HITECH to 21st century cures: clinician burden and evolving health IT policy. *J Am Med Inform Assoc.* 2021 Apr 23;28(5):1022-5. doi: <https://dx.doi.org/10.1093/jamia/ocaa330>. PMID: 33576379.
20. DesRoches CM, Charles D, Furukawa MF, et al. Adoption Of Electronic Health Records Grows Rapidly, But Fewer Than Half Of US Hospitals Had At Least A Basic System In 2012. *Health Aff (Millwood).* 2013 2013/08;32(8):1478-85. doi: <https://doi.org/10.1377/hlthaff.2013.0308>. PMID: 23840052.
21. Henry J, Pylypchuk Y, Searcy T, et al. (2016). Adoption of electronic health record systems among US non-federal acute care hospitals: 2008–2015. *ONC Data Brief no. 35.* Office of the National Coordinator for Health Information Technology: Washington DC.
22. American Medical Association. Joy in Medicine™: Health System Recognition Program. 2023. <https://www.ama-assn.org/practice-management/physician-health/joy-medicine-health-system-recognition-program>.
23. McBride S, Alexander GL, Baernholdt M, et al. Scoping review: Positive and negative impact of technology on clinicians. *Nurs Outlook.* 2023 Mar-Apr;71(2):101918. doi: <https://dx.doi.org/10.1016/j.outlook.2023.101918>. PMID: 36801609.
24. Messick S. Validity. In R. L. Linn (Ed.), *Educational measurement 3rd ed.* American Council on education and Macmillan. 1989:13-104.
25. Cook DA, Beckman TJ. Current concepts in validity and reliability for psychometric instruments: theory and application. *Am J Med.* 2006 Feb;119(2):166 e7-16. doi: 10.1016/j.amjmed.2005.10.036. PMID: 16443422.
26. Anderson J, Leubner J, Brown SR. EHR Overtime: An Analysis of Time Spent After Hours by Family Physicians. *Fam Med.* 2020 Feb;52(2):135-7. doi: <https://doi.org/10.22454/fammed.2020.942762>. PMID: 32050270.
27. Aziz F, Talhelm L, Keefer J, et al. Vascular surgery residents spend one fifth of their time on electronic health records after duty hours. *J Vasc Surg.* 2019 May;69(5):1574-9. doi: <https://doi.org/10.1016/j.jvs.2018.08.173>. PMID: 31010521.
28. Bliven B, Bragg M, Long B. Medical Device Connectivity Case Study. *Journal of Clinical Engineering.* 2016;41(2):E1-E11. doi: <https://doi.org/10.1097/jce.0000000000000144>.
29. Cox ML, Farjat AE, Risoli TJ, et al. Documenting or Operating: Where Is Time Spent in General Surgery Residency? *J Surg Educ.* 2018 Nov;75(6):e97-e106. doi: <https://doi.org/10.1016/j.jsurg.2018.10.010>. PMID: 30522828.

30. Cross DA, Holmgren AJ, Apathy NC. The role of organizations in shaping physician use of electronic health records. *Health Serv Res.* 2024 Feb;59(1):e14203. doi: <https://doi.org/10.1111/1475-6773.14203>. Epub 2023 Jul 12. PMID: 37438938.
31. Dibbs RP, Appel R, Smerica AM, et al. Inefficiencies of electronic medical record use by surgical healthcare providers. *Health Policy and Technology.* 2022 March;11(1). doi: <https://doi.org/10.1016/j.hlpt.2022.100597>.
32. Holmgren AJ, Lindeman B, Ford EW. Resident Physician Experience and Duration of Electronic Health Record Use. *Appl Clin Inform.* 2021 Aug;12(4):721-8. doi: <https://doi.org/10.1055/s-0041-1732403>. PMID: 34348409.
33. Holmgren AJ, Rotenstein L, Downing NL, et al. Association between state-level malpractice environment and clinician electronic health record (EHR) time. *J Am Med Inform Assoc.* 2022 May 11;29(6):1069-77. doi: <https://doi.org/10.1093/jamia/ocac034>. PMID: 35271723.
34. Jhaveri P, Abdulhad D, Fogel B, et al. Impact of Scribe Intervention on Documentation in an Outpatient Pediatric Primary Care Practice. *Acad Pediatr.* 2022 Mar;22(2):289-95. doi: <https://doi.org/10.1016/j.acap.2021.05.004>. PMID: 34020102.
35. Kadish SS, Mayer EL, Jackman DM, et al. Implementation to Optimization: A Tailored, Data-Driven Approach to Improve Provider Efficiency and Confidence in Use of the Electronic Medical Record. *J Oncol Pract.* 2018 Jul;14(7):e421-e8. doi: <https://doi.org/10.1200/JOP.18.00093>. PMID: 29939808.
36. Kannampallil TG, Denton CA, Shapiro JS, et al. Efficiency of Emergency Physicians: Insights from an Observational Study using EHR Log Files. *Appl Clin Inform.* 2018;9(1):99-104. doi: <https://doi.org/10.1055/s-0037-1621705>. PMID: 30184241.
37. Khan AR, Rosenthal CD, Ternes K, et al. Time Spent by Intensive Care Unit Nurses on the Electronic Health Record. *Crit Care Nurse.* 2022 Oct 1;42(5):44-50. doi: <https://doi.org/10.4037/ccn2022518>. PMID: 36180057.
38. Lo B, Sequeira L, Karunaitas A, et al. The Impact of the COVID-19 Pandemic on Physician Electronic Health Record Use and Burden at a Canadian Mental Health Hospital. *Stud Health Technol Inform.* 2022 Jun 29;295:157-60. doi: <https://doi.org/10.3233/SHTI220685>. PMID: 35773831.
39. Loszko A, Watson M, Khan A, et al. Acute Care Surgeons Spend More Time than General Surgeons on the Electronic Health Record (EHR). *Am Surg.* 2023 May;89(5):1497-503. doi: <https://doi.org/10.1177/00031348211061102>. PMID: 34933572.
40. Lou SS, Lew D, Harford DR, et al. Temporal Associations Between EHR-Derived Workload, Burnout, and Errors: a Prospective Cohort Study. *J Gen Intern Med.* 2022 Jul;37(9):2165-72. doi: <https://doi.org/10.1007/s11606-022-07620-3>. PMID: 35710654.
41. Micek MA, Arndt B, Baltus JJ, et al. The effect of remote scribes on primary care physicians' wellness, EHR satisfaction, and EHR use. *Healthc (Amst).* 2022 Dec;10(4):100663. doi: <https://doi.org/10.1016/j.hjdsi.2022.100663>. PMID: 36375356.
42. Mosquera MJ, Ward HB, Holland C, et al. Using objective clinical metrics to understand the relationship between the electronic health record and physician well-being: observational pilot study. *BJPsych Open.* 2021 Sep 21;7(5):e174. doi: <https://doi.org/10.1192/bjo.2021.993>. PMID: 34545781.
43. Nguyen OT, Turner K, Apathy NC, et al. Primary care physicians' electronic health record proficiency and efficiency behaviors and time interacting with electronic health records: a quantile regression analysis. *J Am Med Inform Assoc.* 2022 Jan 29;29(3):461-71. doi: <https://doi.org/10.1093/jamia/ocab272>. PMID: 34897493.

44. Nguyen O, Turner K, Apathy N, et al. Time Spent in the Electronic Health Record by Neurologists: Analyzing daily use inside and outside the clinic using EPIC Signal data. *Neurology*. 2022 May 3;98(18 supplement). https://doi.org/10.1212/WNL.98.18_supplement.2488
45. Ong SY, Moore Jeffery M, Williams B, et al. How a Virtual Scribe Program Improves Physicians' EHR Experience, Documentation Time, and Note Quality. *NEJM Catal Innov Care Deliv*. 2021;2(12). doi: <https://doi.org/10.1056/cat.21.0294>.
46. Rittenberg E, Liebman JB, Rexrode KM. Primary Care Physician Gender and Electronic Health Record Workload. *J Gen Intern Med*. 2022 Oct;37(13):3295-301. doi: <https://doi.org/10.1007/s11606-021-07298-z>. PMID: 34993875.
47. Rotenstein LS, Holmgren AJ, Healey MJ, et al. Association Between Electronic Health Record Time and Quality of Care Metrics in Primary Care. *JAMA Netw Open*. 2022 Oct 3;5(10):e2237086. doi: <https://doi.org/10.1001/jamanetworkopen.2022.37086>. PMID: 36255725.
48. Rotenstein LS, Apathy N, Holmgren AJ, et al. Physician Note Composition Patterns and Time on the EHR Across Specialty Types: a National, Cross-sectional Study. *J Gen Intern Med*. 2023 Apr;38(5):1119-26. doi: <https://doi.org/10.1007/s11606-022-07834-5>. PMID: 36418647.
49. Ruan E, Beiser M, Lu V, et al. Physician Electronic Health Record Usage as Affected by the COVID-19 Pandemic. *Appl Clin Inform*. 2022 Aug;13(4):785-93. doi: <https://doi.org/10.1055/a-1877-2745>. PMID: 35705186.
50. Sinsky C, Colligan L, Li L, et al. Allocation of Physician Time in Ambulatory Practice: A Time and Motion Study in 4 Specialties. *Ann Intern Med*. 2016 Dec;165(11):753-60. doi: <https://doi.org/10.7326/m16-0961>. PMID: 27595430.
51. Tai-Seale M, Olson CW, Li J, et al. Electronic Health Record Logs Indicate That Physicians Split Time Evenly Between Seeing Patients And Desktop Medicine. *Health Affairs (Millwood)*. 2017;36(4):655-62. doi: <https://doi.org/10.1377/hlthaff.2016.0811>. PMID: 28373331.
52. Tran B, Lenhart A, Ross R, et al. Burnout and EHR use among academic primary care physicians with varied clinical workloads. *AMIA Jt Summits Transl Sci Proc*. 2019;2019:136-44. PMID: 31258965.
53. Verma G, Ivanov A, Benn F, et al. Analyses of electronic health records utilization in a large community hospital. *PLoS ONE*. 2020;15(7):e0233004. doi: <https://doi.org/10.1371/journal.pone.0233004>. PMID: 32609757.
54. Wang JK, Ouyang D, Hom J, et al. Characterizing electronic health record usage patterns of inpatient medicine residents using event log data. *PLoS ONE*. 2019;14(2):e0205379. doi: <https://doi.org/10.1371/journal.pone.0205379>. PMID: 30726208.
55. Tang K, Labagnara K, Babar M, et al. Electronic Health Record Usage Patterns Across Surgical Subspecialties. *Appl Clin Inform*. 2024 Jan;15(1):34-44. doi: <https://dx.doi.org/10.1055/a-2194-1061>. PMID: 37852294.
56. Sim J, Mani K, Fazzari M, et al. Using K-Means Clustering to Identify Physician Clusters by Electronic Health Record Burden and Efficiency. *Telemed J E Health*. 2024 Feb;30(2):585-594. doi: <https://dx.doi.org/10.1089/tmj.2023.0167>. PMID: 37603292.
57. de Hoop T, Neumuth T. Evaluating Electronic Health Record Limitations and Time Expenditure in a German Medical Center. *Appl Clin Inform*. 2021 Oct;12(5):1082-90. doi: <https://doi.org/10.1055/s-0041-1739519>. PMID: 34937102.
58. Ebbers T, Kool RB, Smeele LE, et al. Quantifying the Electronic Health Record Burden in Head and Neck Cancer Care. *Appl Clin Inform*. 2022 Aug;13(4):857-64. doi: <https://doi.org/10.1055/s-0042-1756422>. PMID: 36104154.

59. Ehrler F, Wu DTY, Ducloux P, et al. A mobile application to support bedside nurse documentation and care: a time and motion study. *JAMIA Open*. 2021 Jul;4(3):ooab046. doi: <https://doi.org/10.1093/jamiaopen/ooab046>. PMID: 34345804.
60. Lindsay MR, Lytle K. Implementing Best Practices to Redesign Workflow and Optimize Nursing Documentation in the Electronic Health Record. *Appl Clin Inform*. 2022 May;13(3):711-9. doi: <https://doi.org/10.1055/a-1868-6431>. PMID: 35668677.
61. Ho VT, Sgroi MD, Chandra V, et al. Utilizing remote access for electronic medical records reduces overall electronic medical record time for vascular surgery residents. *J Vasc Surg*. 2023 Jun;77(6):1797-802. doi: <https://doi.org/10.1016/j.jvs.2023.01.198>. PMID: 36758909.
62. Patel R, Yang Y, Lin FC, et al. Descriptive Analysis of Documentation Time for the National Developmental-Behavioral Pediatric Physician Workforce Using a Commercial Electronic Health Record System. *J Dev Behav Pediatr*. 2023 Jun-Jul 01;44(5):e365-e369. doi: <https://doi.org/10.1097/DBP.0000000000001185>. PMID: 37099647.
63. Berg GM, Shupsky T, Morales K. Resident Identified Violations of Usability Heuristic Principles in Local Electronic Health Records. *Kans J Med*. 2020;13:84-9. PMID: 32499860.
64. Congelosi PD, Eid MA, Sorensen MJ. Surgical Providers' Perceptions of the Patient Portal: Before and After the 21st Century Cures Act. *J Surg Res*. 2023 Sep;289:234-40. doi: <https://doi.org/10.1016/j.jss.2023.03.007>. PMID: 37148857.
65. Meltzer EC, Vorseth KS, Croghan IT, et al. Use of the Electronic Health Record During Clinical Encounters: An Experience Survey. *Ann Fam Med*. 2022 Jul-Aug;20(4):312-8. doi: <https://doi.org/10.1370/afm.2826>. PMID: 35879072.
66. Mishra P, Kiang JC, Grant RW. Association of Medical Scribes in Primary Care With Physician Workflow and Patient Experience. *JAMA Intern Med*. 2018 Nov 01;178(11):1467-72. doi: <https://dx.doi.org/10.1001/jamainternmed.2018.3956>. PMID: 30242380.
67. Tajirian T, Stergiopoulos V, Strudwick G, et al. The Influence of Electronic Health Record Use on Physician Burnout: Cross-Sectional Survey. *J Med Internet Res*. 2020 Jul 15;22(7):e19274. doi: <https://doi.org/10.2196/19274>. PMID: 32673234.
68. Ahn M, Choi M, Kim Y. Factors Associated with the Timeliness of Electronic Nursing Documentation. *Healthc Inform Res*. 2016;22(4):270-6. doi: <https://doi.org/10.4258/hir.2016.22.4.270>. PMID: 27895958.
69. Apathy NC, Rotenstein L, Bates DW, et al. Documentation dynamics: Note composition, burden, and physician efficiency. *Health Serv Res*. 2023 Jun;58(3):674-85. doi: <https://doi.org/10.1111/1475-6773.14097>. PMID: 36342001.
70. Apathy NC, Hare AJ, Fendrich S, et al. I had not time to make it shorter: an exploratory analysis of how physicians reduce note length and time in notes. *J Am Med Inform Assoc*. 2023 Jan 18;30(2):355-60. doi: <https://doi.org/10.1093/jamia/ocac211>. PMID: 36323282.
71. Bartek B, Lou SS, Kannampallil T. Measuring the cognitive effort associated with task switching in routine EHR-based tasks. *J Biomed Inform*. 2023 May;141:104349. doi: <https://doi.org/10.1016/j.jbi.2023.104349>. PMID: 37015304.
72. Edwards A, Kanner L, Tewar S, et al. The Value of Adding Scribe Services to 2 Distinct Pediatric Subspecialties in the Era of the Electronic Medical Record. *Clin Pediatr (Phila)*. 2024 Mar;63(3):341-349. doi: <https://doi.org/10.1177/00099228231174849>. Epub 2023 May 16. PMID: 37194260.

73. Holmgren AJ, Apathy NC. Assessing the impact of patient access to clinical notes on clinician EHR documentation. *J Am Med Inform Assoc.* 2022 Sep 12;29(10):1733-6. doi: <https://doi.org/10.1093/jamia/ocac120>. PMID: 35831954.
74. Horn JJ, Doucette JN, Sweeney NL. An Essential Clinical Dataset Intervention for Nursing Documentation of a Pediatric Admission History Database. *J Pediatr Nurs.* 2021 Jul-Aug;59:110-4. doi: <https://doi.org/10.1016/j.pedn.2021.03.022>. PMID: 33845323.
75. Hripcsak G, Vawdrey DK, Fred MR, et al. Use of electronic clinical documentation: time spent and team interactions. *J Am Med Inform Assoc.* 2011 Mar-Apr;18(2):112-7. doi: <https://doi.org/10.1136/jamia.2010.008441>. PMID: 21292706.
76. Hsieh H-Y, Henker R, Ren D, et al. Improving Effectiveness and Satisfaction of an Electronic Charting System in Taiwan. *Clin Nurse Spec.* 2016 Nov/Dec;30(6):E1-E6. doi: <https://doi.org/10.1097/NUR.0000000000000250>. PMID: 27753675.
77. Karp EL, Freeman R, Simpson KN, et al. Changes in Efficiency and Quality of Nursing Electronic Health Record Documentation After Implementation of an Admission Patient History Essential Data Set. *Comput Inform Nurs.* 2019 May;37(5):260-5. doi: <https://doi.org/10.1097/cin.0000000000000516>. PMID: 31094915.
78. Krawiec C, Stetter C, Kong L, et al. Impact of Patient Census and Admission Mortality on Pediatric Intensive Care Unit Attending Electronic Health Record Activity: A Preliminary Study. *Appl Clin Inform.* 2020;11(2):226-34. doi: <https://doi.org/10.1055/s-0040-1705108>. PMID: 32215894.
79. Lam C, Shumaker K, Butt M, et al. Impact of medical scribes on physician and patient satisfaction in dermatology. *Arch Dermatol Res.* 2022 Jan;314(1):71-6. doi: <https://dx.doi.org/10.1007/s00403-021-02206-1>. PMID: 33683446.
80. Mani K, Canarick J, Ruan E, et al. Effect of Telemedicine and the COVID-19 Pandemic on Medical Trainees' Usage of the Electronic Health Record in the Outpatient Setting. *Appl Clin Inform.* 2023 Mar;14(2):309-20. doi: <https://doi.org/10.1055/a-2031-9437>. PMID: 36758613.
81. Moy AJ, Aaron L, Cato KD, et al. Characterizing Multitasking and Workflow Fragmentation in Electronic Health Records among Emergency Department Clinicians: Using Time-Motion Data to Understand Documentation Burden. *Appl Clin Inform.* 2021 Oct;12(5):1002-13. doi: <https://doi.org/10.1055/s-0041-1736625>. PMID: 34706395.
82. Munyisia EN, Yu P, Hailey D. The impact of an electronic nursing documentation system on efficiency of documentation by caregivers in a residential aged care facility. *J Clin Nurs.* 2012 Oct;21(19-20):2940-8. doi: <https://doi.org/10.1111/j.1365-2702.2012.04157.x>. PMID: 22827170.
83. Overhage JM, McCallie D. Physician Time Spent Using the Electronic Health Record During Outpatient Encounters. *Ann Intern Med.* 2020 Oct 6;173(7):594-5. doi: <https://doi.org/10.7326/120-0278>. PMID: 33017553.
84. Phillips T, Baur K. Nursing Praxis for Reducing Documentation Burden Within Nursing Admission Assessments. *Comput Inform Nurs.* 2021 Jun 17;39(11):627-33. doi: <https://doi.org/10.1097/CIN.0000000000000776>. PMID: 34145208.
85. Sutton DE, Fogel JR, Giard AS, et al. Defining an Essential Clinical Dataset for Admission Patient History to Reduce Nursing Documentation Burden. *Appl Clin Inform.* 2020 May;11(3):464-73. doi: <https://doi.org/10.1055/s-0040-1713634>. PMID: 32643778.
86. Vogel M, Kaisers W, Wassmuth R, et al. Analysis of Documentation Speed Using Web-Based Medical Speech Recognition Technology: Randomized Controlled Trial. *J Med Internet Res.* 2015 Nov 3;17(11):e247. doi: <https://doi.org/10.2196/jmir.5072>. PMID: 26531850.

87. Baxter SL, Gali HE, Chiang MF, et al. Promoting Quality Face-to-Face Communication during Ophthalmology Encounters in the Electronic Health Record Era. *Appl Clin Inform*. 2020 Jan;11(1):130-41. doi: <https://doi.org/10.1055/s-0040-1701255>. PMID: 32074650.
88. Chen AJ, Baxter SL, Gali HE, et al. Evaluation of Electronic Health Record Implementation in an Academic Oculoplastics Practice. *Ophthalmic Plast Reconstr Surg*. 2020 May/Jun;36(3):277-83. doi: <https://doi.org/10.1097/IOP.0000000000000531>. PMID: 31809488.
89. Dela Cruz JE, Shabosky JC, Albrecht M, et al. Typed versus voice recognition for data entry in electronic health records: emergency physician time use and interruptions. *West J Emerg Med*. 2014 Jul;15(4):541-7. doi: <https://doi.org/10.5811/westjem.2014.3.19658>. PMID: 25035765.
90. Earls ST, Savageau JA, Begley S, et al. Can scribes boost FPs' efficiency and job satisfaction? *J Fam Pract*. 2017 Apr;66(4):206-14. PMID: 28375393.
91. Feely K, Edbrooke L, Bower W, et al. Allied health professionals' experiences and lessons learned in response to a big bang electronic medical record implementation: A prospective observational study. *Int J Med Inform*. 2023 Aug;176:105094. doi: <https://doi.org/10.1016/j.ijmedinf.2023.105094>. PMID: 37220703.
92. Gali HE, Baxter SL, Lander L, et al. Impact of Electronic Health Record Implementation on Ophthalmology Trainee Time Expenditures. *J Acad Ophthalmol* (2017). 2019 Jul;11(2):e65-e72. doi: <https://doi.org/10.1055/s-0039-3401986>. PMID: 33954272.
93. Heaton HA, Wang R, Farrell KJ, et al. Time Motion Analysis: Impact of Scribes on Provider Time Management. *J Emerg Med*. 2018 Jul;55(1):135-40. doi: <https://doi.org/10.1016/j.jemermed.2018.04.018>. PMID: 29807680.
94. Lilly CM, Cucchi E, Marshall N, et al. Battling Intensivist Burnout: A Role for Workload Management. *Chest*. 2019 Nov;156(5):1001-7. doi: <https://doi.org/10.1016/j.chest.2019.04.103>. PMID: 31102610.
95. Mamykina L, Vawdrey DK, Stetson PD, et al. Clinical documentation: composition or synthesis? *J Am Med Inform Assoc*. 2012 Nov-Dec;19(6):1025-31. doi: <https://doi.org/10.1136/amiajnl-2012-000901>. PMID: 22813762.
96. Mamykina L, Vawdrey DK, Hripesak G. How Do Residents Spend Their Shift Time? A Time and Motion Study With a Particular Focus on the Use of Computers. *Acad Med*. 2016;91(6):827-32. doi: <https://doi.org/10.1097/ACM.0000000000001148>. PMID: 27028026.
97. Raney L, McManaman J, Elsaid M, et al. Multisite Quality Improvement Initiative to Repair Incomplete Electronic Medical Record Documentation As One of Many Causes of Provider Burnout. *JCO Oncol Pract*. 2020 Nov;16(11):e1412-e1416. doi: <https://doi.org/10.1200/OP.20.00294>. PMID: 32758084.
98. Shuaib W, Hilmi J, Caballero J, et al. Impact of a scribe program on patient throughput, physician productivity, and patient satisfaction in a community-based emergency department. *Health Informatics J*. 2019 Mar;25(1):216-24. doi: <https://doi.org/10.1177/1460458217704255>. PMID: 28438104.
99. Collins S, Couture B, Kang MJ, et al. Quantifying and Visualizing Nursing Flowsheet Documentation Burden in Acute and Critical Care. *AMIA Annu Symp Proc*. 2018;2018:348-57. PMID: 30815074.
100. Ludley A, Ting A, Malik D, et al. Observational analysis of documentation burden and data duplication in trauma patient pathways at a major trauma centre. *BMJ Open Qual*. 2023 Apr;12(2): e002084. doi: <https://doi.org/10.1136/bmjopen-2022-002084>. PMID: 37185156.

101. Hilliard RW, Haskell J, Gardner RL. Are specific elements of electronic health record use associated with clinician burnout more than others? *J Am Med Inform Assoc.* 2020 Jul 1;27(9):1401-10. doi: <https://doi.org/10.1093/jamia/ocaa092>. PMID: 32719859.
102. Kumah-Crystal YA, Stein PM, Chen Q, et al. Before-Visit Questionnaire: A Tool to Augment Communication and Decrease Provider Documentation Burden in Pediatric Diabetes. *Appl Clin Inform.* 2021 Oct;12(5):969-78. doi: <https://doi.org/10.1055/s-0041-1736223>. PMID: 34670292.
103. Nguyen OT, Hanna K, Merlo LJ, et al. Early Performance of the Patients Over Paperwork Initiative among Family Medicine Physicians. *South Med J.* 2023 Mar;116(3):255-63. doi: <https://dx.doi.org/10.14423/SMJ.00000000000001526>. PMID: 36863044.
104. Parker R, Smith G. Sex differences in provider documentation as a source of burnout: A single-institution cross-sectional study. *J Am Acad Dermatol.* 2021 Nov;85(5):1317-8. doi: <https://doi.org/10.1016/j.jaad.2020.10.020>. PMID: 33075412.
105. Perotte R, Hajicharalambous C, Sugalski G, et al. Characterization of Electronic Health Record Documentation Shortcuts: Does the use of dotphrases increase efficiency in the Emergency Department? *AMIA Annu Symp Proc.* 2021;2021:969-78. PMID: 35308917.
106. Alissa R, Hipp JA, Webb K. Saving Time for Patient Care by Optimizing Physician Note Templates: A Pilot Study. *Front Digit Health.* 2022 Jan 13;3:772356. doi: <https://doi.org/10.3389/fdgth.2021.772356>. PMID: 35098206.
107. Arora A, Garg A, Arora V, et al. National survey of pediatric care providers: Assessing time and impact of coding and documentation in physician practice. *Clin Pediatr (Phila).* 2018 Oct;57(11):1300-1303. doi: <https://doi.org/10.1177/0009922818774341>. PMID: 29756475.
108. Carlson KL, McFadden SE, Barkin S. Improving Documentation Timeliness: A "Brighter Future" for the Electronic Medical Record in Resident Clinics. *Acad Med.* 2015 Dec;90(12):1641-5. doi: <https://dx.doi.org/10.1097/ACM.00000000000000792>. PMID: 26107880.
109. Gardner RL, Cooper E, Haskell J, et al. Physician stress and burnout: the impact of health information technology. *J Am Med Inform Assoc.* 2019 Feb 1;26(2):106-14. doi: <https://doi.org/10.1093/jamia/ocy145>. PMID: 30517663.
110. Gesner E, Dykes PC, Zhang L, et al. Documentation Burden in Nursing and Its Role in Clinician Burnout Syndrome. *Appl Clin Inform.* 2022 Oct;13(5):983-90. doi: <https://doi.org/10.1055/s-0042-1757157>. PMID: 36261113.
111. Harris DA, Haskell J, Cooper E, et al. Estimating the association between burnout and electronic health record-related stress among advanced practice registered nurses. *Appl Nurs Res.* 2018 Oct;43:36-41. doi: <https://doi.org/10.1016/j.apnr.2018.06.014>. PMID: 30220361.
112. Kroth PJ, Morioka-Douglas N, Veres S, et al. The electronic elephant in the room: Physicians and the electronic health record. *JAMIA Open.* 2018 Jul;1(1):49-56. doi: <https://doi.org/10.1093/jamiaopen/ooy016>. PMID: 31093606.
113. Linzer M, Poplau S, Babbott S, et al. Worklife and Wellness in Academic General Internal Medicine: Results from a National Survey. *J Gen Intern Med.* 2016 Sep;31(9):1004-10. doi: <https://doi.org/10.1007/s11606-016-3720-4>. PMID: 27138425.
114. Olson K, Sinsky C, Rinne ST, et al. Cross-sectional survey of workplace stressors associated with physician burnout measured by the Mini-Z and the Maslach Burnout Inventory. *Stress Health.* 2019 Apr;35(2):157-75. doi: <https://doi.org/10.1002/smi.2849>. PMID: 30467949.

115. Rassolian M, Peterson LE, Fang B, et al. Workplace Factors Associated With Burnout of Family Physicians. *JAMA Intern Med.* 2017 Jul 1;177(7):1036-8. doi: <https://doi.org/10.1001/jamainternmed.2017.1391>. PMID: 28492847.
116. Rotenstein LS, Apathy N, Landon B, et al. Assessment of Satisfaction With the Electronic Health Record Among Physicians in Physician-Owned vs Non-Physician-Owned Practices. *JAMA Netw Open.* 2022 Apr 1;5(4):e228301. doi: <https://doi.org/10.1001/jamanetworkopen.2022.8301>. PMID: 35446397.
117. Taylor KA, McQuilkin D, Hughes RG. Medical Scribe Impact on Patient and Provider Experience. *Mil Med.* 2019 Oct 1;184(9-10):388-93. doi: <https://dx.doi.org/10.1093/milmed/usz030>. PMID: 30811535.
118. Yuan CM, Little DJ, Marks ES, et al. The Electronic Medical Record and Nephrology Fellowship Education in the United States: An Opinion Survey. *Clin J Am Soc Nephrol.* 2020 Jul 1;15(7):949-56. doi: <https://doi.org/10.2215/CJN.14191119>. PMID: 32576553.
119. De Groot K, De Veer AJE, Munster AM, et al. Nursing documentation and its relationship with perceived nursing workload: a mixed-methods study among community nurses. *BMC Nurs.* 2022 Jan 28;21(1):34. doi: <https://doi.org/10.1186/s12912-022-00811-7>. PMID: 35090442.
120. Gilman EA, Aakre C, Meyers A, et al. Development of a Visit Facilitator Role to Assist Physicians in an Ambulatory Consultative Medical Practice. *Mayo Clin Proc Innov Qual Outcomes.* 2023 May;7(3):187-93. doi: <https://doi.org/10.1016/j.mayocpiqo.2023.04.003>. PMID: 37213712.
121. Ferguson K, Fraser M, Tuna M, et al. The Impact of an Electronic Portal on Patient Encounters in Primary Care: Interrupted Time-Series Analysis. *JMIR Med Inform.* 2023 Feb 6;11:e43567. doi: <https://doi.org/10.2196/43567>. PMID: 36745495.
122. Kesler K, Wynn M, Pugely AJ. Time and Clerical Burden Posed by the Current Electronic Health Record for Orthopaedic Surgeons. *J Am Acad Orthop Surg.* 2022 Jan 1;30(1):e34-e43. doi: <https://doi.org/10.5435/JAAOS-D-21-00094>. PMID: 34613950.
123. Adler-Milstein J, Zhao W, Willard-Grace R, et al. Electronic health records and burnout: Time spent on the electronic health record after hours and message volume associated with exhaustion but not with cynicism among primary care clinicians. *J Am Med Inform Assoc.* 2020;27(4):531-8. doi: <https://doi.org/10.1093/jamia/ocz220>. PMID: 32016375.
124. Benson M, Gopal D, Pfau P. Electronic Health Record Work Demands for Gastroenterology and Hepatology Providers: A Prospective Use Analysis and Survey Study. *Dig Dis Sci.* 2023 Apr;68(4):1218-25. doi: <https://doi.org/10.1007/s10620-022-07691-6>. PMID: 36169749.
125. DiAngi YT, Stevens LA, Halpern-Felsher B, et al. Electronic health record (EHR) training program identifies a new tool to quantify the EHR time burden and improves providers' perceived control over their workload in the EHR. *JAMIA Open.* 2019;2(2):222-30. doi: <https://doi.org/10.1093/jamiaopen/ooz003>. PMID: 31984357.
126. Attipoe S, Hoffman J, Rust S, et al. Characterization of Electronic Health Record Use Outside Scheduled Clinic Hours Among Primary Care Pediatricians: Retrospective Descriptive Task Analysis of Electronic Health Record Access Log Data. *JMIR Med Inform.* 2022 May 12;10(5):e34787. doi: <https://doi.org/10.2196/34787>. PMID: 35551055.
127. Beiser M, Lu V, Paul S, et al. Electronic Health Record Usage Patterns: Assessing Telemedicine's Impact on the Provider Experience During the COVID-19 Pandemic. *Telemed J E Health.* 2021 Aug;27(8):934-8. doi: <https://doi.org/10.1089/tmj.2020.0490>. PMID: 33600728.

128. Frintner MP, Kaelber DC, Kirkendall ES, et al. The Effect of Electronic Health Record Burden on Pediatricians' Work-Life Balance and Career Satisfaction. *Appl Clin Inform.* 2021 May;12(3):697-707. doi: <https://doi.org/10.1055/s-0041-1732402>. PMID: 34341980.
129. Peccoralo LA, Kaplan CA, Pietrzak RH, et al. The impact of time spent on the electronic health record after work and of clerical work on burnout among clinical faculty. *J Am Med Inform Assoc.* 2021 Apr 23;28(5):938-47. doi: <https://doi.org/10.1093/jamia/ocaa349>. PMID: 33550392.
130. Moy AJ, Schwartz JM, Elias J, et al. Time-motion examination of electronic health record utilization and clinician workflows indicate frequent task switching and documentation burden. *AMIA Annu Symp Proc.* 2021 Jan 25:2020:886-895. PMID: 33936464.
131. Chaparro JD, Hussain C, Lee JA, et al. Reducing Interruptive Alert Burden Using Quality Improvement Methodology. *Appl Clin Inform.* 2020 Jan;11(1):46-58. doi: <https://doi.org/10.1055/s-0039-3402757>. PMID: 31940671.
132. Fouquet SD, Fitzmaurice L, Chan YR, et al. Doctors documenting: an ethnographic and informatics approach to understanding attending physician documentation in the pediatric emergency department. *J Am Med Inform Assoc.* 2021 Feb 15;28(2):239-48. doi: <https://doi.org/10.1093/jamia/ocaa252>. PMID: 33175154.
133. Sockolow PS, Liao C, Chittams JL, et al. Evaluating the impact of electronic health records on nurse clinical process at two community health sites. *Ni* 2012 (2012). 2012;2012:381. PMID: 24199125.
134. Gidwani R, Nguyen C, Kofoed A, et al. Impact of Scribes on Physician Satisfaction, Patient Satisfaction, and Charting Efficiency: A Randomized Controlled Trial. *Ann Fam Med.* 2017 Sep;15(5):427-33. doi: <https://doi.org/10.1370/afm.2122>. PMID: 28893812.
135. Florig ST, Corby S, Rosson NT, et al. Chart Completion Time of Attending Physicians While Using Medical Scribes. *AMIA Annu Symp Proc.* 2022 Feb 21;2021:457-465. PMID: 35308986.
136. Goldstein IH, Hwang T, Gowrisankaran S, et al. Changes in Electronic Health Record Use Time and Documentation over the Course of a Decade. *Ophthalmology.* 2019;126(6):783-91. doi: <https://doi.org/10.1016/j.ophtha.2019.01.011>. PMID: 30664893.
137. Zallman L, Altman W, Chu L, et al. Do Medical Scribes Help Primary Care Providers Respond More Quickly to Out-of-Visit Tasks? *J Am Board Fam Med.* 2021 Jan-Feb;34(1):70-7. doi: <https://doi.org/10.3122/jabfm.2021.01.200330>. PMID: 33452084.
138. Li T, Yu L, Zhou L, et al. Using less keystrokes to achieve high top-1 accuracy in Chinese clinical text entry. *Digit Health.* 2023 May 25;9:20552076231179027. doi: <https://doi.org/10.1177/20552076231179027>. PMID: 37256013.
139. Windle JR, Windle TA, Shamavu KY, et al. Roadmap to a more useful and usable electronic health record. *Cardiovasc Digit Health J.* 2021 Oct 9;2(6):301-311. doi: <https://doi.org/10.1016/j.cvdhj.2021.09.007>. PMID: 35265926.
140. Tell A, Westenhofer J, Harth V, et al. Stressors, Resources, and Strain Associated with Digitization Processes of Medical Staff Working in Neurosurgical and Vascular Surgical Hospital Wards: A Multimethod Study. *Healthcare (Basel).* 2023 Jul 9;11(14):1988. doi: <https://doi.org/10.3390/healthcare11141988>. PMID: 37510429.
141. Baugh JJ, Monette DL, Takayesu JK, et al. Documentation Displaces Teaching in an Academic Emergency Department. *West J Emerg Med.* 2020 Jun 15;21(4):974-7. doi: <https://doi.org/10.5811/westjem.2020.5.46962>. PMID: 32726272.

142. AlQahtani M, AlShaibani W, AlAmri E, et al. Electronic Health Record-Related Stress Among Nurses: Determinants and Solutions. *Telemed J E Health*. 2021 May;27(5):544-50. doi: <https://doi.org/10.1089/tmj.2020.0059>. PMID: 32857018.
143. Brown JA, Cooper AL, Albrecht MA. Development and content validation of the Burden of Documentation for Nurses and Midwives (BurDoNsaM) survey. *J Adv Nurs*. 2020 May;76(5):1273-81. doi: <https://doi.org/10.1111/jan.14320>. PMID: 32027387.
144. Goldberg DG, Soylu T, Hoffman CF, et al. "Anxiety, COVID, Burnout and Now Depression": a Qualitative Study of Primary Care Clinicians' Perceptions of Burnout. *J Gen Intern Med*. 2024 Jun;39(8):1317-1323. doi: <https://dx.doi.org/10.1007/s11606-023-08536-2>. Epub 2023 Nov 27. PMID: 38010463.
145. Downing NL, Bates DW, Longhurst CA. Physician burnout in the electronic health record era: Are we ignoring the real cause? *Ann Intern Med*. 2018 Jul 3;169(1):50-1. doi: <https://dx.doi.org/10.7326/M18-0139>. PMID: 29801050.
146. Arndt BG, Micek MA, Rule A, et al. More Tethered to the EHR: EHR Workload Trends Among Academic Primary Care Physicians, 2019-2023. *Ann Fam Med*. 2024 Jan-Feb;22(1):12-8. doi: 10.1370/afm.3047. PMID: 38253499.
147. Cohen GR, Boi J, Johnson C, et al. Measuring time clinicians spend using EHRs in the inpatient setting: a national, mixed-methods study. *J Am Med Inform Assoc*. 2021 Jul 30;28(8):1676-82. doi: 10.1093/jamia/ocab042. PMID: 33899105.
148. Baxter SL, Apathy NC, Cross DA, et al. Measures of electronic health record use in outpatient settings across vendors. *J Am Med Inform Assoc*. 2021 Apr 23;28(5):955-9. doi: <https://dx.doi.org/10.1093/jamia/ocaa266>. PMID: 33211862.

6. Abbreviations and Acronyms

AHRQ	Agency for Healthcare Research and Quality
AMIA	American Medical Informatics Association
BurDoNsaM	Burden of Documentation for Nurses and Mid-Wives
CPOE	Computerized Physician Order Entry
ED	Emergency Department
EHR	Electronic Health Record
EMR	Electronic Medical Record
EPC	Evidence-based Practice Center
FTE	Full-Time Equivalent
GQ	Guiding Question
HITECH	Health Information Technology for Economic and Clinical Health
ICU	Intensive Care Unit
IT	Information Technology
KI	Key Informant
MHRA	Medicines and Healthcare Products Regulatory Agency
NAM	National Academy of Medicine
NLP	Natural Language Processing
RCT	Randomized Clinical Trial
SEADS	Supplemental Evidence and Data for Systematic Reviews
SUS	System Usability Survey/Scale
TOO	Task Order Officer
U.K.	United Kingdom
U.S.	United States

Appendix Contents

Appendix A. Search Strategy.....	A-1
Appendix B. Excluded Studies	B-1
Appendix C. Characteristics of Included Studies	C-1
Appendix D. Measures of Documentation Burden.....	D-1
Appendix E. Validity of Documentation Burden Measures by Included Studies	E-1
Appendix F. Appendix References	F-1

Tables and Boxes

Table C-1. Characteristics of included studies	C-1
Box D-1. Studies reporting objective measures of work activities occurring outside of usual clinical time.....	D-1
Box D-2. Studies reporting subjective measures of documentation burden from work outside of regular working hours.....	D-2
Box D-3. Studies reporting objectively assessed measures targeting efficiency	D-3
Box D-4. Studies reporting subjective usability assessments	D-3
Box D-5. Studies providing evidence of association between documentation burden and burnout	D-4
Box D-6. Studies reporting decreased satisfaction with EHR	D-6
Box D-7. Studies reporting EHR usability from clinician/healthcare professional perspective	D-7
Box D-8. Studies reporting on workload	D-7
Box D-9. Studies reporting on satisfaction with practice	D-7
Table E-1. Studies reporting objective measures of work activities occurring outside of usual clinical time.....	E-1

Appendix A. Search Strategy

Ovid

Database(s): EBM Reviews - Cochrane Central Register of Controlled Trials December 7, 2023, EBM Reviews - Cochrane Database of Systematic Reviews 2005 to December 7, 2023, Embase 1974 to December 7, 2023, Ovid MEDLINE(R) and Epub Ahead of Print, In-Process, In-Data-Review & Other Non-Indexed Citations, Daily and Versions 1946 to December 7, 2023

Search Strategy:

Searches

- 1 Medical Records/
- 2 exp Medical Records Systems, Computerized/
- 3 medical record/
- 4 exp electronic health record/ or exp electronic medical record/
- 5 inform*.jw.
(((("Computer-based" or computerized or "Computer-stored" or Electronic) adj2
("Medical Record" or "Medical Records" or "Patient Record" or "Patient Records" or
6 "Health Record" or "Health Records" or "Order Entry" or "Order Entries")) or EHR or
EMR or "health information exchange*" or "medical information exchange*" or
"Physician Order Entries" or "Physician Order Entry").ti,ab,kf.
- 7 or/1-6
- 8 exp medical documentation/
- 9 Documentation/
- 10 (clerical or document* or note*).ti,ab,kf.
- 11 8 or 9 or 10
- 12 7 and 11
- 13 Burnout, Professional/ or Burnout, Psychological/
- 14 burnout/
- 15 exp Patient Satisfaction/
- 16 (burden* or burnout or "cognitive load" or satisfaction or "off-hours" or stress or
wellbeing or "well-being" or wellness or "work-life").ti,ab,kf.
- 17 13 or 14 or 15 or 16
- 18 12 and 17
exp Allied Health Personnel/ or exp Dentists/ or Health Personnel/ or exp Nurses/ or exp
19 Patients/ or Physical Therapists/ or exp Physicians/ or Physician Assistants/ or
Psychotherapists/
(assistants or clinician* or dentist* or doctor* or "healthcare professional*" or
20 "healthcare worker*" or nurse* or nursing or patient* or physician* or provider* or
psychiatrist* or psychologist* or psychotherapist* or therapist*).ti,ab,kf.
- 21 19 or 20
- 22 18 and 21
- 23 remove duplicates from 23

Scopus

- 1 TITLE-ABS-KEY((((("Computer-based" or computerized or "Computer-stored" or Electronic) W/2 ("Medical Record" or "Medical Records" or "Patient Record" or "Patient Records" or "Health Record" or "Health Records" or "Order Entry" or "Order Entries")) or EHR or EMR or "health information exchange*" or "medical information exchange*" or "Physician Order Entries" or "Physician Order Entry")
- 2 TITLE-ABS-KEY(clerical or document* or note*)
- 3 TITLE-ABS-KEY(burden* or burnout or "cognitive load" or satisfaction or "off-hours" or stress or wellbeing or "well-being" or wellness or "work-life")
- 4 TITLE-ABS-KEY(assistants or clinician* or dentist* or doctor* or "healthcare professional*" or "healthcare worker*" or nurse* or nursing or patient* or physician* or provider* or psychiatrist* or psychologist* or psychotherapist* or therapist*)
- 5 PUBYEAR AFT 1999
- 6 1 and 2 and 3 and 4 and 5
- 7 INDEX(embase) OR INDEX(medline) OR PMID(0* OR 1* OR 2* OR 3* OR 4* OR 5* OR 6* OR 7* OR 8* OR 9*)
- 8 6 and not 7

Clinicaltrials.gov

Other terms

burden and documentation and record

First posted from 01/01/2010

burnout and documentation and record

First posted from 01/01/2010

satisfaction and documentation and record

First posted from 01/01/2010

Google Search

("Medical Record" or "Patient Record" or "Health Record")

AND

documentation

AND

(burden or burnout or satisfaction)

AND

(clinician or doctor or "healthcare professional" or "healthcare worker" or nurse or patient or physician)

Specific Medical Websites

For example, ecri.org

site: www.ecri.org documentation

AND

(burden or burnout or satisfaction)

Appendix B. Excluded Studies

No Metrics of Documentation Burden

1. Web-Based Shared Care for GPs and Mental Health Services in Sydney. 2022. PMID: CN-02408114.
2. AAMC. 2016 Physician Specialty Data Report. 2016. <https://www.aamc.org/data/workforce/reports/457712/2016-specialty-databook.html>.
3. Adams WG, Conners WP, Mann AM, et al. Immunization Entry at the Point of Service Improves Quality, Saves Time, And Is Well-Accepted. *Pediatrics*. 2000;106(3):489-92. doi: <http://dx.doi.org/10.1542/peds.106.3.489>. PMID: 30664133.
4. Adesoye T, Mangurian C, Choo EK, et al. Perceived Discrimination Experienced by Physician Mothers and Desired Workplace Changes: A Cross-Sectional Survey. *JAMA Intern Med*. 2017 Jul 1;177(7):1033-6. doi: 10.1001/jamainternmed.2017.1394. PMID: 28492824.
5. Ammenwerth E, Spottl HP. The Time Needed for Clinical Documentation Versus Direct Patient Care. A Work-Sampling Analysis of Physicians' Activities. *Methods Inf Med*. 2009;48(1):84-91. PMID: 19151888.
6. Andersson Hagiwara M, Lundberg L, Sjoqvist BA, et al. The Effects of Integrated IT Support on the Prehospital Stroke Process: Results from a Realistic Experiment. *J Healthc Inform Res*. 2019 Sep;3(3):300-28. doi: <https://dx.doi.org/10.1007/s41666-019-00053-4>. PMID: 35415430.
7. Arndt BG, Micek MA, Rule A, et al. Refining Vendor-Defined Measures to Accurately Quantify EHR Workload Outside Time Scheduled with Patients. *The Annals of Family Medicine*. 2023;21(3):264-8. PMID: 37217321.
8. Attipoe S, Walker DM, Schweikhart SB, et al. A Qualitative Study of the Dark and Bright Sides of Physicians' Electronic Health Record Work Outside Work Hours. *Health Care Manage Rev*. 2023 Apr-Jun 01;48(2):140-9. doi: 10.1097/HMR.0000000000000361. PMID: 36820608.
9. Avendano JP, Gallagher DO, Hawes JD, et al. Interfacing with the Electronic Health Record (EHR): A Comparative Review of Modes of Documentation. *Cureus*. 2022 Jun;14(6):e26330. doi: 10.7759/cureus.26330. PMID: 35911305.
10. Ball CG, McBeth PB. The Impact of Documentation Burden on Patient Care And Surgeon Satisfaction. *Can J Surg*. 2021 Aug 10;64(4):E457-E8. doi: 10.1503/cjs.013921. PMID: 34388108.
11. Baniulyte G, Rogerson N, Bowden J. Evolution - Removing Paper and Digitising the Hospital. *Health Technol (Berl)*. 2023;13(2):263-71. doi: 10.1007/s12553-023-00740-8. PMID: 36846741.
12. Baumann LA, Baker J, Elshaug AG. The Impact of Electronic Health Record Systems on Clinical Documentation Times: A Systematic Review. *Health Policy*. 2018 Aug;122(8):827-36. doi: 10.1016/j.healthpol.2018.05.014. PMID: 29895467.
13. Baxter SL, Gali HE, Chiang MF, et al. Promoting Quality Face-to-Face Communication during Ophthalmology Encounters in the Electronic Health Record Era. *Appl Clin Inform*. 2020 Jan;11(1):130-41. doi: 10.1055/s-0040-1701255. PMID: 32074650.
14. Benjamini Y, Hochberg Y. Controlling the False Discovery Rate: A Practical and Powerful Approach to Multiple Testing. *Journal of The Royal Statistical Society: Series B (Methodological)*. 1995;57(1):289-300. doi: <https://doi.org/10.1111/j.2517-6161.1995.tb02031.x>. PMID: WOS:A1995QE45300017.

15. Bergman B, Ahmad F, Stewart DE. Physician Health, Stress and Gender at A University Hospital. *J Psychosom Res.* 2003 Feb;54(2):171-8. doi: Pii S0022-3999(02)00484-1. doi 10.1016/S0022-3999(02)00484-1. PMID: 12573739.
16. Bhesania S, Mehta P, Peterson S, et al. For Residents, By Residents: Developing a Physician Handoff Tool at A University Affiliated Community Hospital. *J Gen Intern Med.* 2018;33(2 Supplement 1):787. PMID: 622329189.
17. Bjorvell C, Thorell-Ekstrand I, Wredling R. Development of an Audit Instrument for Nursing Care Plans in the Patient Record. *Qual Health Care.* 2000 Mar;9(1):6-13. doi: 10.1136/qhc.9.1.6. PMID: 10848373.
18. Budd J. Burnout Related to Electronic Health Record Use in Primary Care. *J Prim Care Community Health.* 2023 Jan-Dec;14:21501319231166921. doi: 10.1177/21501319231166921. PMID: 37073905.
19. Burkhart D, Favatella J, Demers R, et al. Leveraging Technology for Specialty Refills. *Current Medical Research and Opinion.* 2022;38(Supplement 2):S9-S10. doi: <https://dx.doi.org/10.1080/03007995.2022.2108606>. PMID: 639385294.
20. Carpenter JS, Rawl S, Porter J, et al. Oncology Outpatient and Provider Responses to a Computerized Symptom Assessment System. *Oncol Nurs Forum.* 2008 Jul;35(4):661-9. doi: <https://dx.doi.org/10.1188/08/ONF.661-669>. PMID: 18591170.
21. Chang HY, Lai PF, Jiang JL. Nurses' Acceptance of and Satisfaction with the Advanced Cardiac Life Support Electronic Information System in Emergency Departments and Critical Care Units. *Comput Inform Nurs.* 2022 Feb 28;28:28. doi: 10.1097/CIN.0000000000000888. PMID: 35234707.
22. Chavez A, Bracamonte J, Kresin M, et al. High Volume Portal Usage Impacts Practice Resources. *J Am Board Fam Med.* 2020 May-Jun;33(3):452-5. doi: 10.3122/jabfm.2020.03.190401. PMID: 32430378.
23. Clark AV, LoPresti CM, Smith TI. Trends in Inpatient Admission Comorbidity and Electronic Health Data: Implications for Resident Workload Intensity. *J Hosp Med.* 2018 Aug 1;13(8):570-2. doi: 10.12788/jhm.2954. PMID: 29578553.
24. Clarke MA, Ghersi D. Electronic Health Record (EHR) Simulation into Biomedical Informatics Course Improves Students' Understanding of the Impact of EHR Documentation Burden and Usability on Clinical Workflow. *Health and Technology.* 2022 Mar;12(2):465-72. doi: 10.1007/s12553-022-00649-8. PMID: WOS:000760021000001.
25. Clarke MA, Steege LM, Moore JL, et al. Determining Primary Care Physician Information Needs to Inform Ambulatory Visit Note Display. *Appl Clin Inform.* 2014;5(1):169-90. doi: 10.4338/ACI-2013-08-RA-0064. PMID: 24734131.
26. Cohen GR, Boi J, Johnson C, et al. Measuring Time Clinicians Spend Using EHRs in the Inpatient Setting: A National, Mixed-Methods Study. *J Am Med Inform Assoc.* 2021 Jul 30;28(8):1676-82. doi: 10.1093/jamia/ocab042. PMID: 33899105.
27. Yoo I, Zheng JH, Gong Y, Hu XT, Shyu CR, Bromberg Y, et al., eds. *Automated Clinical Diagnosis: The Role of Content in Various Sections of a Clinical Document.* Proc - IEEE Int Conf Bioinform Biomed, BIBM; 2017. Institute of Electrical and Electronics Engineers Inc.; 2017-January.
28. Eden AR, Jabbalpour Y, Morgan ZJ, et al. Burnout Among Family Physicians by Gender and Age. *Journal of the American Board of Family Medicine.* 2020 May-Jun;33(3):355-6. doi: 10.3122/jabfm.2020.03.190319. PMID: WOS:000535613700004.
29. Eden AR, Jabbarpour Y, Morgan ZJ, et al. Gender Differences in Personal and Organizational Mechanisms to Address Burnout Among Family Physicians. *The Journal of the American Board of Family Medicine.* 2020 May-Jun;33(3):446-51. doi: 10.3122/jabfm.2020.03.190344. PMID: WOS:000535613700015.
30. Education ACFMG. *Data Resource Book: Academic Year 2017-2019;* 2018.

31. Ehrenfeld JM, Wanderer JP. Technology as Friend or Foe? Do Electronic Health Records Increase Burnout? *Curr Opin Anaesthesiol*. 2018 Jun;31(3):357-60. doi: 10.1097/ACO.0000000000000588. PMID: 29474217.
32. Englebright J, Michel S, Boyd DL, et al. A Framework for National Collaboration to Reduce Documentation Burden and Design for Usable and Reusable Data. *J Nurs Adm*. 2021 Mar 1;51(3):162-7. doi: 10.1097/NNA.0000000000000988. PMID: 33570374.
33. Ewelukwa O, Perez R, Carter LE, et al. Incorporation of Scribes into the Inflammatory Bowel Disease Clinic Improves Quality of Care and Physician Productivity. *Inflamm Bowel Dis*. 2018 Feb 15;24(3):552-7. doi: 10.1093/ibd/izx078. PMID: 29462396.
34. Freedman S, Golberstein E, Huang T-Y, et al. Docs with Their Eyes on the Clock? The Effect of Time Pressures on Primary Care Productivity. *Journal of health economics*. 2021;77:102442. PMID: 33684849.
35. Fritz F, Dugas M. Are Physicians Interested in the Quality of Life of Their Patients? Usage of EHR-Integrated Patient Reported Outcomes Data. *Stud Health Technol Inform*. 2013;192:1039. PMID: 23920813.
36. Garcia G, Crenner C. Comparing International Experiences with Electronic Health Records Among Emergency Medicine Physicians in the United States and Norway: Semistructured Interview Study. *JMIR Hum Factors*. 2022 Jan 7;9(1):e28762. doi: 10.2196/28762. PMID: 34994702.
37. Gesner E, Gazarian P, Dykes P. The Burden and Burnout in Documenting Patient Care: An Integrative Literature Review. *Stud Health Technol Inform*. 2019 Aug 21;264:1194-8. doi: 10.3233/SHTI190415. PMID: 31438114.
38. Giess CS, Ip IK, Cochon LR, et al. Predictors of Self-Reported Burnout Among Radiology Faculty at a Large Academic Medical Center. *J Am Coll Radiol*. 2020 Dec;17(12):1684-91. doi: 10.1016/j.jacr.2020.01.047. PMID: 32634382.
39. Glasofer A. *Electronic Health Records. A Pediatrician's Path*. Springer International Publishing; 2021:211-4.
40. Gleichgerrcht E, Decety J. Empathy in Clinical Practice: How Individual Dispositions, Gender, and Experience Moderate Empathic Concern, Burnout, and Emotional Distress in Physicians. *PLoS ONE*. 2013 Apr 19;8(4):e61526. doi: ARTN e61526. doi: 10.1371/journal.pone.0061526. PMID: 23620760.
41. Goldman AL, Barnett ML. Changes in Physician Work Hours and Implications for Workforce Capacity and Work-Life Balance, 2001-2021. *JAMA Intern Med*. 2023 Feb 1;183(2):106-14. doi: 10.1001/jamainternmed.2022.5792. PMID: 36534376.
42. Golob JF, Jr., Como JJ, Claridge JA. Trauma Surgeons Save Lives-Scribes Save Trauma Surgeons! *Am Surg*. 2018 Jan 1;84(1):144-8. PMID: 29428043.
43. Guite J, Lang M, McCartan P, et al. Nursing Admissions Process Redesigned to Leverage EHR. *J Healthc Inf Manag*. 2006 Spring;20(2):55-64. PMID: 16669589.
44. Guo U, Chen L, Mehta PH. Electronic Health Record Innovations: Helping Physicians - One Less Click at a Time. *Health Inf Manag*. 2017 Sep;46(3):140-4. doi: 10.1177/1833358316689481. PMID: 28671038.
45. Haun JN, Lind JD, Shimada SL, et al. Evaluating User Experiences of the Secure Messaging Tool on the Veterans Affairs' Patient Portal System. *J Med Internet Res*. 2014 Mar 6;16(3):e75. doi: 10.2196/jmir.2976. PMID: 24610454.
46. Heckman J, Mukamal KJ, Christensen A, et al. Medical Scribes, Provider and Patient Experience, and Patient Throughput: A Trial in an Academic General Internal Medicine Practice. *J Gen Intern Med*. 2020 03;35(3):770-4. doi: <https://dx.doi.org/10.1007/s11606-019-05352-5>. PMID: 31808131.

47. Hendrix N, Bazemore A, Holmgren AJ, et al. Variation in Family Physicians' Experiences Across Different Electronic Health Record Platforms: A Descriptive Study. *J Gen Intern Med*. 2023;1-8. doi: 10.1007/s11606-023-08169-5. PMID: 36952084.
48. Heponiemi T, Kujala S, Vainiomaki S, et al. Usability Factors Associated with Physicians' Distress and Information System-Related Stress: Cross-Sectional Survey. *JMIR Med Inform*. 2019 Nov 05;7(4):e13466. doi: <https://dx.doi.org/10.2196/13466>. PMID: 31687938.
49. Hilty DM, Groshong LW, Coleman M, et al. Best Practices for Technology in Clinical Social Work and Mental Health Professions to Promote Well-being and Prevent Fatigue. *Clin Soc Work J*. 2023 Jun 1:1-35. doi: 10.1007/s10615-023-00865-3. PMID: 37360756.
50. Hobensack M, Levy DR, Cato K, et al. 25 x 5 Symposium to Reduce Documentation Burden: Report-out and Call for Action. *Appl Clin Inform*. 2022 Mar;13(2):439-46. doi: 10.1055/s-0042-1746169. PMID: 35545125.
51. Holub M, Giegerich CA. Decreasing the Nursing Documentation Burden During the Covid-19 Surge. *Nurse Lead*. 2023 Feb;21(1):38-41. doi: 10.1016/j.mnl.2022.11.006. PMID: 36406782.
52. Hong SK, Lim MS, Kim KH, et al. Factors Affecting the Satisfaction of Electronic Health Records (EHRs) From a Physicians' Perspectives in Implementation. *Stud Health Technol Inform*. 2013;192:1019. PMID: 23920793.
53. Howard J, Clark EC, Friedman A, et al. Electronic Health Record Impact on Work Burden in Small, Unaffiliated, Community-Based Primary Care Practices. *J Gen Intern Med*. 2013 Jan;28(1):107-13. doi: 10.1007/s11606-012-2192-4. PMID: 22926633.
54. Inokuchi R, Sato H, Iwagami M, et al. Impact of a New Medical Record System for Emergency Departments Designed to Accelerate Clinical Documentation: A Crossover Study. *Medicine (Baltimore)*. 2015 Jul;94(26):e856. doi: 10.1097/MD.0000000000000856. PMID: 26131837.
55. Johansson M, Guyatt G, Montori V. Guidelines Should Consider Clinicians' Time Needed to Treat. *Bmj*. 2023 Jan 3;380. doi: 10.1136/bmj-2022-072953. PMID: 36596571.
56. Jolly S, Griffith KA, DeCastro R, et al. Gender Differences in Time Spent on Parenting and Domestic Responsibilities by High-Achieving Young Physician-Researchers. *Ann Intern Med*. 2014 Mar 4;160(5):344-53. doi: 10.7326/M13-0974. PMID: 24737273.
57. Kaliyadan F, Venkitakrishnan S, Manoj J, et al. Electronic Medical Records in Dermatology: Practical Implications. *Indian J Dermatol Venereol Leprol*. 2009 Mar-Apr;75(2):157-61. doi: 10.4103/0378-6323.48661. PMID: 19293503.
58. Kane-Gill SL, O'Connor MF, Rothschild JM, et al. Technologic Distractions (Part 1): Summary of Approaches to Manage Alert Quantity with Intent to Reduce Alert Fatigue and Suggestions for Alert Fatigue Metrics. *Crit Care Med*. 2017 01 Sep;45(9):1481-8. doi: <https://dx.doi.org/10.1097/CCM.00000000000002580>. PMID: 617262598.
59. Kenei J, Opiyo E. Semantic Modeling and Visualization of Semantic Groups of Clinical Text Documents. *International Journal of Information Technology*. 2022;14(5):2585-93. doi: 10.1007/s41870-022-00970-5.
60. Laerum H, Karlsen TH, Faxvaag A. Effects of Scanning and Eliminating Paper-Based Medical Records on Hospital Physicians' Clinical Work Practice. *J Am Med Inform Assoc*. 2003 Nov-Dec;10(6):588-95. PMID: 12925550.

61. Langballe EM, Innstrand ST, Aasland OG, et al. The Predictive Value of Individual Factors, Work-Related Factors, and Work–Home Interaction on Burnout in Female and Male Physicians: A Longitudinal Study. *Stress and Health*. 2011 Feb;27(1):73-87. doi: 10.1002/smi.1321. PMID: WOS:000287828000010.
62. Lefchak B, Bostwick S, Rossetti S, et al. Assessing Usability and Ambulatory Clinical Staff Satisfaction with Two Electronic Health Records. *Appl Clin Inform*. 2023 May;14(3):494-502. doi: 10.1055/a-2074-1665. PMID: 37059455.
63. Lehmann CU, Kim GR, Lehmann HP. Reducing the Paper Load: Computer-Based Patient Records. *Semin Pediatr Surg*. 2000 Feb;9(1):19-23. doi: 10.1016/s1055-8586(00)70004-7. PMID: 10688382.
64. Linzer M, Harwood E. Gendered Expectations: Do They Contribute to High Burnout Among Female Physicians? *J Gen Intern Med*. 2018;33:963-5. doi: 10.1007/s11606-018-4330-0. PMID: 29435727.
65. Linzer M, Poplau S, Babbott S, et al. Worklife and Wellness in Academic General Internal Medicine: Results from A National Survey. *J Gen Intern Med*. 2016 Sep;31(9):1004-10. doi: 10.1007/s11606-016-3720-4. PMID: 27138425.
66. Lorkowski J, Maciejowska-Wilcock I, Pokorski M. Overload of Medical Documentation: A Disincentive for Healthcare Professionals. *Adv Exp Med Biol*. 2021;1324:1-10. doi: 10.1007/5584_2020_587. PMID: 33034843.
67. Ly DP and Jena AB. Sex Differences in Time Spent on Household Activities and Care of Children Among US Physicians, 2003-2016. *Mayo Clin Proc*. 2018 Oct;93(10):1484-1487. doi: 10.1016/j.mayocp.2018.02.018. PMID: 29673711.
68. Lytvyak E, Devlin S, Dieleman LA, et al. Electronic Health Record-Based Smartsets Integrate Various Aspects of Flare Management in Outpatients with Inflammatory Bowel Disease Therefore Ensuring Continuity of Care. *Journal of the Canadian Association of Gastroenterology*. 2018 February;1(Supplement 1):227-8. doi: <https://dx.doi.org/10.1093/jcag/gwy008.132>. PMID: 639174719.
69. McCarty D, Rieckmann T, Baker RL, et al. The Perceived Impact of 42 CFR Part 2 on Coordination and Integration of Care: A Qualitative Analysis. *Psychiatr Serv*. 2017 03 01;68(3):245-9. doi: <https://dx.doi.org/10.1176/appi.ps.201600138>. PMID: 27799017.
70. McMurray JE, Linzer M, Konrad TR, et al. The Work Lives of Women Physicians: Results from the Physician Work Life Study. *J Gen Intern Med*. 2000 Jun;15(6):372-80. doi: 10.1111/j.1525-1497.2000.im9908009.x. PMID: 10886471.
71. Meissner A, Schnepf W. Staff Experiences within the Implementation of Computer-Based Nursing Records in Residential Aged Care Facilities: A Systematic Review and Synthesis of Qualitative Research. *BMC Med Inform Decis Mak*. 2014 Jun 20;14:54. doi: 10.1186/1472-6947-14-54. PMID: 24947420.
72. Mishra V, Liebovitz D, Quinn M, et al. Factors That Influence Clinician Experience with Electronic Health Records. *Perspect Health Inf Manag*. 2022 Winter;19(1):1f. PMID: 35440924.
73. Mohan V, Garrison C, Gold JA. Using a New Model of Electronic Health Record Training to Reduce Physician Burnout: A Plan for Action. *JMIR Med Inform*. 2021 Sep 20;9(9):e29374. doi: 10.2196/29374. PMID: 34325400.
74. Montgomery A. The Inevitability of Physician Burnout: Implications for Interventions. *Burnout Research*. 2014;1(1):50-6.
75. Morawski K, Childs-Roshak J, Weitberg A. Scribes: Re-writing the Story on Patient and Provider Experience. *Healthcare*. 2017 September;5(3):95-7. doi: <https://dx.doi.org/10.1016/j.hjdsi.2017.04.001>. PMID: 616288170.

76. Morris AH, Stagg B, Lanspa M, et al. Enabling a Learning Healthcare System with Automated Computer Protocols That Produce Replicable and Personalized Clinician Actions. *J Am Med Inform Assoc*. 2021 Jun 12;28(6):1330-44. doi: 10.1093/jamia/ocaa294. PMID: 33594410.
77. Moy AJ, Hobensack M, Marshall K, et al. Understanding the Perceived Role of Electronic Health Records and Workflow Fragmentation on Clinician Documentation Burden in Emergency Departments. *J Am Med Inform Assoc*. 2023 Apr 19;30(5):797-808. doi: 10.1093/jamia/ocad038. PMID: 36905604.
78. Moy AJ, Schwartz JM, Chen R, et al. Measurement of Clinical Documentation Burden Among Physicians and Nurses Using Electronic Health Records: A Scoping Review. *J Am Med Inform Assoc*. 2021 Apr 23;28(5):998-1008. doi: 10.1093/jamia/ocaa325. PMID: 33434273.
79. Muhiyaddin R, Elfadl A, Mohamed E, et al. Electronic Health Records and Physician Burnout: A Scoping Review. *Stud Health Technol Inform*. 2022 Jan 14;289:481-4. doi: <https://dx.doi.org/10.3233/SHTI210962>. PMID: 35062195.
80. Nadkarni A, Biswas J. Gender Disparity in Cognitive Load and Emotional Labor—Threats to Women Physician Burnout. *JAMA psychiatry*. 2022 Aug 1;79(8):745-6. doi: 10.1001/jamapsychiatry.2022.1382. PMID: 35675068.
81. Nguyen OT, Jenkins NJ, Khanna N, et al. A Systematic Review of Contributing Factors of and Solutions to Electronic Health Record-Related Impacts on Physician Well-Being. *J Am Med Inform Assoc*. 2021 Apr 23;28(5):974-84. doi: 10.1093/jamia/ocaa339. PMID: 33517382.
82. Pai HH, Lau F, Barnett J, et al. Meeting the Health Information Needs of Prostate Cancer Patients Using Personal Health Records. *Curr*. 2013 Dec;20(6):e561-9. doi: <https://dx.doi.org/10.3747/co.20.1584>. PMID: 24311957.
83. Bui TX, Sprague R, eds. Suitability of Fast Healthcare Interoperability Resources (FHIR) for Wellness Data. *Proc Annu Hawaii Int Conf Syst Sci*; 2017. IEEE Computer Society; 2017-January.
84. Panagioti M, Panagopoulou E, Bower P, et al. Controlled Interventions to Reduce Burnout in Physicians: A Systematic Review and Meta-Analysis. *JAMA Intern Med*. 2017;177(2):195-205. doi: 10.1001/jamainternmed.2016.7674. PMID: 27918798.
85. Pandit RR, Boland MV. The Impact of an Electronic Health Record Transition on a Glaucoma Subspecialty Practice. *Ophthalmology*. 2013 Apr;120(4):753-60. doi: 10.1016/j.ophtha.2012.10.002. PMID: 23352195.
86. Park EH, Watson HI, Mehendale FV, et al. Evaluating the Impact on Clinical Task Efficiency of a Natural Language Processing Algorithm for Searching Medical Documents: Prospective Crossover Study. *JMIR Med Inform*. 2022 Oct 26;10(10):e39616. doi: 10.2196/39616. PMID: 36287591.
87. Patel R, Yang Y, Lin FC, et al. Descriptive Analysis of Documentation Time for the National Developmental-Behavioral Pediatric Physician Workforce Using a Commercial Electronic Health Record System. *J Dev Behav Pediatr*. 2023 Jun-Jul 01;44(5):e365-e9. doi: 10.1097/DBP.0000000000001185. PMID: 37099647.
88. Pizziferri L, Kittler AF, Volk LA, et al. Primary Care Physician Time Utilization Before and After Implementation of an Electronic Health Record: A Time-Motion Study. *J Biomed Inform*. 2005 Jun;38(3):176-88. doi: 10.1016/j.jbi.2004.11.009. PMID: 15896691.
89. Platt J, Altman W. Can Medical Scribes Improve Quality Measure Documentation? *J*. 2019;68(5):E1-E7. PMID: 200222264.
90. Puffer JC, Knight HC, O'Neill TR, et al. Prevalence of Burnout in Board Certified Family Physicians. *The Journal of the American Board of Family Medicine*. 2017 Mar-Apr;30(2):125-6. doi: 10.3122/jabfm.2017.02.160295. PMID: 28379817.

91. Rabatin J, Williams E, Baier Manwell L, et al. Predictors and Outcomes of Burnout in Primary Care Physicians. *J*. 2016 Jan;7(1):41-3. doi: 10.1177/2150131915607799. PMID: 26416697.
92. Rameau A, Wang E, Saraswathula A, et al. Enhancing Pediatric Airway Safety Using the Electronic Medical Record. *Laryngoscope*. 2018 Dec;128(12):2885-92. doi: 10.1002/lary.27261. PMID: 30195274.
93. Richwine C, Patel V. Trends in Electronic Health Record Capabilities for Tracking Documentation Time. *Am J Manag Care*. 2023 Jan;29(1):50-5. doi: 10.37765/ajmc.2023.89303. PMID: 36716154.
94. Robinson KE, Kersey JA. Novel Electronic Health Record (EHR) Education Intervention in Large Healthcare Organization Improves Quality, Efficiency, Time, and Impact on Burnout. *Medicine (Baltimore)*. 2018 Sep;97(38):e12319. doi: 10.1097/MD.00000000000012319. PMID: 30235684.
95. Rodgers-Melnick SN, Block S, Rivard RL, et al. Optimizing Patient-Reported Outcome Collection and Documentation in Medical Music Therapy: Process-Improvement Study. *JMIR Hum Factors*. 2023 Jul 27;10:e46528. doi: 10.2196/46528. PMID: 37498646.
96. Rodriguez NJ, Borges JA, Murillo V, et al. A Study of Physicians Interaction with Text-Based and Graphical-Based Electronic Patient Record Systems. *Proc IEEE Symp Comput Based Med Syst*; 2002. doi: 10.1109/CBMS.2002.1011405.
97. Rodriguez NJ, Murillo V, Borges JA, et al. A Usability Study of Physicians Interaction With a Paper-Based Patient Record System and a Graphical-Based Electronic Patient Record System. *Proc AMIA Symp*. 2002;Annual Symposium.:667-71. PMID: 12463908.
98. Rodriguez-Fernandez JM, Loeb JA, Hier DB. It's Time to Change our Documentation Philosophy: Writing Better Neurology Notes without the Burnout. *Front Digit Health*. 2022;4:1063141. doi: 10.3389/fdgth.2022.1063141. PMID: 36518562.
99. Rosenbloom ST, Denny JC, Xu H, et al. Data from Clinical Notes: A Perspective on The Tension Between Structure and Flexible Documentation. *J Am Med Inform Assoc*. 2011 Mar;18(2):181-6. doi: 10.1136/jamia.2010.007237. PMID: WOS:000288718400015.
100. Rotenstein LS, Apathy NC, Bates DW, et al. Variation in Support for Documentation Among Primary Care Physicians by Gender. *J Am Board Fam Med*. 2022 Sep 12;12:12. doi: 10.3122/jabfm.2022.AP.220071. PMID: 36096659.
101. Sanderson AL, Burns JP. Clinical Documentation for Intensivists: The Impact of Diagnosis Documentation. *Crit Care Med*. 2020 Apr;48(4):579-87. doi: 10.1097/CCM.0000000000004200. PMID: 32205605.
102. Schwartz J, Elias J, Slater C, et al. An Interprofessional Approach to Clinical Workflow Evaluation Focused on the Electronic Health Record Using Time Motion Study Methods. *AMIA Annu Symp Proc*. 2019;2019:1187-96. PMID: 32308916.
103. Schwartz SP, Adair KC, Bae J, et al. Work-Life Balance Behaviours Cluster in Work Settings and Relate to Burnout and Safety Culture: A Cross-Sectional Survey Analysis. *BMJ Qual Saf*. 2019 Feb;28(2):142-50. doi: 10.1136/bmjqs-2018-007933. PMID: 30309912.
104. Sengstack PP AB, David R, Boyd L, et al. The Six Domains of Burden: A Conceptual Framework to Address the Burden of Documentation in the Electronic Health Record. Position Paper of the American Nursing Informatics Association Board of Directors American Nursing Informatics Association. 2020.
105. Shanafelt TD, Hasan O, Dyrbye LN, et al. Changes in Burnout and Satisfaction with Work-Life Balance in Physicians and the General US Working Population Between 2011 and 2014. *Mayo Clin Proc*; 2015. 2015 Dec;90(12):1600-13. doi: 10.1016/j.mayocp.2015.08.023. PMID: 26653297.

106. Shanafelt TD, Mungo M, Schmitgen J, et al. Longitudinal Study Evaluating the Association Between Physician Burnout and Changes in Professional Work Effort. *Mayo Clin Proc*. 2016 Apr;91(4):422-31. doi: 10.1016/j.mayocp.2016.02.001. PMID: 27046522.
107. Shanafelt TD and Noseworthy JH. Executive Leadership and Physician Well-Being: Nine Organizational Strategies to Promote Engagement and Reduce Burnout. *Mayo Clin Proc*. 2017 Jan;92(1):129-146. doi: 10.1016/j.mayocp.2016.10.004. PMID: 27871627.
108. Shenoy AM, Baquis KG, Baquis GD. Turning Electromyography Reports Upside Down: A Pilot Study Surveying Referring Providers. *Open Med Inform J*. 2016;10:1-3. PMID: 27708744.
109. Sinsky CA, Rule A, Cohen G, et al. Metrics for Assessing Physician Activity Using Electronic Health Record Log Data. *J Am Med Inform Assoc*. 2020 Apr 1;27(4):639-43. doi: 10.1093/jamia/ocz223. PMID: 32027360.
110. Strudwick G, Jeffs L, Kemp J, et al. Identifying and Adapting Interventions to Reduce Documentation Burden and Improve Nurses' Efficiency in Using Electronic Health Record Systems (The IDEA Study): Protocol For a Mixed Methods Study. *BMC Nurs*. 2022 Aug 4;21(1):213. doi: 10.1186/s12912-022-00989-w. PMID: 35927701.
111. Stutman HR, Fineman R, Meyer K, et al. Optimizing the Acceptance of Medication-Based Alerts by Physicians During CPOE Implementation in a Community Hospital Environment. *AMIA Annu Symp Proc*. 2007 Oct 11;2007:701-5. PMID: 18693927.
112. Tai-Seale M, McGuire T, Zhang W. Time Allocation in Primary Care Office Visits. *Health Serv Res*. 2007 Oct;42(5):1871-94. doi: 10.1111/j.1475-6773.2006.00689.x. PMID: 17850524.
113. Templeton KJ. From Bench to Bedside: How Do We Improve Education in Sex-And Gender-Based Health? *J Womens Health (Larchmt)*. 2019 Dec;28(12):1599-1600. doi: 10.1089/jwh.2019.8028. PMID: 31509071.
114. Tilahun B, Fritz F. Comprehensive Evaluation of Electronic Medical Record System Use and User Satisfaction at Five Low-Resource Setting Hospitals in Ethiopia. *JMIR Med Inform*. 2015 May 25;3(2):e22. doi: 10.2196/medinform.4106. PMID: 26007237.
115. Tran BD, Chen Y, Liu S, et al. How Does Medical Scribes' Work Inform Development of Speech-Based Clinical Documentation Technologies? A Systematic Review. *J Am Med Inform Assoc*. 2020 05 01;27(5):808-17. doi: <https://dx.doi.org/10.1093/jamia/ocaa020>. PMID: 32181812.
116. Turner RJ, Coenen F, Roelofs F, et al. Information Extraction from Free Text For Aiding Transdiagnostic Psychiatry: Constructing NLP Pipelines Tailored To Clinicians' Needs. *BMC Psychiatry*. 2022 06 17;22(1):407. doi: <https://dx.doi.org/10.1186/s12888-022-04058-z>. PMID: 35715745.
117. Vishwanath A, Singh SR, Winkelstein P. The Impact of Electronic Medical Record Systems on Outpatient Workflows: A Longitudinal Evaluation of its Workflow Effects. *Int J Med Inform*. 2010 Nov;79(11):778-91. doi: 10.1016/j.ijmedinf.2010.09.006. PMID: 20947415.
118. Wang TQ, Samuel JN, Brown MC, et al. Routine Surveillance of Chemotherapy Toxicities in Cancer Patients Using the Patient-Reported Outcomes Version of the Common Terminology Criteria for Adverse Events (PRO-CTCAE). *Oncol Ther*. 2018 Dec;6(2):189-201. doi: 10.1007/s40487-018-0065-7. PMID: 32700029.
119. West CP, Dyrbye LN, Erwin PJ, et al. Interventions to Prevent and Reduce Physician Burnout: A Systematic Review and Meta-Analysis. *The lancet*. 2016 Nov 5;388(10057):2272-81. doi: 10.1016/S0140-6736(16)31279-X. PMID: 27692469.
120. West CP, Dyrbye LN, Rabatin JT, et al. Intervention to Promote Physician Well-Being, Job Satisfaction, and Professionalism: A Randomized Clinical Trial. *JAMA Intern Med*. 2014 Apr;174(4):527-33. doi: 10.1001/jamainternmed.2013.14387. PMID: 24515493.

121. West CP, Dyrbye LN, Satele DV, et al. Concurrent Validity of Single-Item Measures of Emotional Exhaustion and Depersonalization in Burnout Assessment. *J Gen Intern Med.* 2012 Nov;27(11):1445-52. doi: 10.1007/s11606-012-2015-7. PMID: 22362127.
122. West CP, Dyrbye LN, Shanafelt TD. Physician Burnout: Contributors, Consequences and Solutions. *Journal of internal medicine.* 2018 Jun;283(6):516-29. doi: 10.1111/joim.12752. PMID: 29505159.
123. Willard-Grace R, Knox M, Huang B, et al. Burnout and Health Care Workforce Turnover. *The Annals of Family Medicine.* 2019 Jan-Feb;17(1):36-41. doi: 10.1370/afm.2338. PMID: WOS:000456337900008.
124. Yan Q, Jiang Z, Harbin Z, et al. Exploring the Relationship Between Electronic Health Records and Provider Burnout: A Systematic Review. *J Am Med Inform Assoc.* 2021 Apr 23;28(5):1009-21. doi: 10.1093/jamia/ocab009. PMID: 33659988.
125. Ziemann M, Erikson C, Krips M. The Use of Medical Scribes in Primary Care Settings: A Literature Synthesis. *Med Care.* 2021 Oct 1;59(Suppl 5):S449-S56. doi: 10.1097/MLR.0000000000001605. PMID: 34524242.
126. Peine A, Gronholz M, Seidl-Rathkopf K, et al. Standardized Comparison of Voice-Based Information and Documentation Systems to Established Systems in Intensive Care: Crossover Study. *JMIR Med Inform.* 2023 Nov 28;11:e44773. doi: <https://dx.doi.org/10.2196/44773>. PMID: 38015593.
127. Owens LM, Wilda JJ, Hahn PY, et al. The Association Between Use of Ambient Voice Technology Documentation During Primary Care Patient Encounters, Documentation Burden, and Provider Burnout. *Fam Pract.* 2023 Sep 06;06:06. doi: <https://dx.doi.org/10.1093/fampra/cmadv092>. PMID: 37672297.
128. Marshall K, Strony R, Hohmuth B, et al. New Coding Guidelines Reduce Emergency Department Note Bloat but More Work is Needed. *Ann Emerg Med.* 2023 Dec;82(6):713-7. doi: <https://dx.doi.org/10.1016/j.annemergmed.2023.07.023>. PMID: 37656109.
129. Lee T-Y, Li C-C, Chou K-R, et al. Machine Learning-Based Speech Recognition System for Nursing Documentation - A Pilot Study. *Int J Med Inf.* 2023 10;178:105213. doi: <https://dx.doi.org/10.1016/j.ijmedinf.2023.105213>. PMID: 37690224.
130. Kodama K, Konishi S, Manabe S, et al. Impact of an Electronic Medical Record-Connected Questionnaire on Efficient Nursing Documentation: Usability and Efficacy Study. *JMIR Nurs.* 2023 Sep 25;6:e51303. doi: <https://dx.doi.org/10.2196/51303>. PMID: 37634203.
131. Kang C, Sarkar N. Interventions to Reduce Electronic Health Record-Related Burnout: A Systematic Review. *Appl Clin Inform.* 2023 Nov 03;03:03. doi: <https://dx.doi.org/10.1055/a-2203-3787>. PMID: 37923381.
132. Holmgren AJ, Thombley R, Sinsky CA, et al. Changes in Physician Electronic Health Record Use with the Expansion of Telemedicine. *JAMA Intern Med.* 2023 Dec 01;183(12):1357-65. doi: <https://dx.doi.org/10.1001/jamainternmed.2023.5738>. PMID: 37902737.
133. Decker H, Trang K, Ramirez J, et al. Large Language Model-Based Chatbot vs Surgeon-Generated Informed Consent Documentation for Common Procedures. *JAMA netw.* 2023 10 02;6(10):e2336997. doi: <https://dx.doi.org/10.1001/jamanetworkopen.2023.36997>. PMID: 37812419.
134. Andrieu PC, Nikolovski I, Juluru K, et al. Synoptic Reporting for Pretreatment CT Examination in Patients with Advanced Ovarian Cancer: Impact on Documentation of Disease Sites and Physician Satisfaction. *AJR Am J Roentgenol.* 2023 12;221(6):760-72. doi: <https://dx.doi.org/10.2214/AJR.23.29096>. PMID: 37436033.

135. Alshehri AA, Alanazi A. Usability Study of an Electronic Medical Record from the Nurse Practitioners' Practice: A Qualitative Study Using the Think-Aloud Technique. *Cureus*. 2023 Jul;15(7):e41603. doi: <https://dx.doi.org/10.7759/cureus.41603>. PMID: 37565107.
136. Abda R, Pietrzyk G, Scott PW, et al. Taking Action Against Clinician Burnout Through Reducing the Documentation Burden with an Operating Room Supply Scanning Approach. *Comput Inform Nurs*. 2023 Aug 23;23:23. doi: <https://dx.doi.org/10.1097/CIN.0000000000001058>. PMID: 37607689.
137. Messer LH, Berget C, Centi S, et al. Evaluation of a New Clinical Tool to Enhance Clinical Care of Control-IQ Users. *Journal of Diabetes Science and Technology*. 2023 November;17(6):1602-9. doi: <https://dx.doi.org/10.1177/19322968221081890>. PMID: 2015199441.
138. Grattan RYAN, Florig ST, Devara T, et al. Progress Note Length and Structure in the Intensive Care Unit: The Unabridged Patient Medical Record. *Chest*. 2023 October;164(4 Supplement):A5223. doi: <https://dx.doi.org/10.1016/j.chest.2023.07.3384>. PMID: 2027227694.
139. Gabriel PE, Singh AP, Shulman LN. Re-envisioning the Paradigm for Oncology Electronic Health Record Documentation by Paying for What Matters for Patients, Quality, and Research. *JAMA Oncology*. 2023 16 Mar;9(3):299-300. doi: <https://dx.doi.org/10.1001/jamaoncol.2022.6842>. PMID: 2023463771.
140. Yao Y, Lopez KD, Bjarnadottir RI, et al. c. J Med Internet Res. 2023;25. doi: <https://doi.org/10.2196/45043>. PMID: 37566456.

Not a Peer-Reviewed Full Text Article

1. AAFP innovation lab: Reducing Documentation Burden Through the Use of a Digital Assistant. *Fam Pract Manag*. 2021;28(4):8-11.
2. Abelev I, Lewis D, Fraser J, et al. Perspectives of Medical Students and Undergraduate Students on Their Experience as Medical Scribes in the Saint John Regional Hospital Emergency Department. *Canadian Journal of Emergency Medicine*. 2020 May;22(Supplement 1):S115-S6. doi: <https://dx.doi.org/10.1017/cem.2020.346>. PMID: 633284645.
3. Agha Z, Calvitti A, Ashfaq S, et al. EHR Usability Burden and Its Impact on Primary Care Providers Workflow. *J Gen Intern Med*. 2014 Apr;29:S82-S3. PMID: WOS:000340996200201.
4. Albrecht M, Shabosky J, De La Cruz J. Emergency Department Interruptions in the Age of Electronic Health Records. *Acad Emerg Med*. 2012 April;19(1):S115. doi: <https://dx.doi.org/10.1111/j.1553-2712.2012.01332.x>. PMID: 70745373.
5. Alexander M. Measuring 'Time to Care' in an Outpatient Setting: A Novel Methodology. *British Journal of Dermatology*. 2022 Jul;187:121-. doi: <https://dx.doi.org/10.1111/bjd.21379>. PMID: WOS:000821831700211.
6. Babbott S, Baier L, Linzer M, et al. Building 21st Century Medicine through Education, Research, Policy and Practice. Abstracts of the Society of General Internal Medicine 34th Annual Meeting. Phoenix, Arizona. May 4-7, 2011. *J Gen Intern Med*. 2011 May;26 Suppl 1(Suppl 1):S1-620. doi: <https://doi.org/10.1007/s11606-011-1730-9>. PMID: 21559853.
7. Bali A, Picco MF, Kinnucan J, et al. Clinical Burden of Electronic Health Record Use Amongst Gastroenterology Providers Associated With Differences in Sex, Provider Subspecialty, and Provider Training. *Am J Gastroenterol*. 2022 Oct;117(10):S1060-S. doi: <https://dx.doi.org/10.14309/01.ajg.0000862560.78662.2e>. PMID: WOS:000897916003309.

8. Bastani A, Shaqiri B, Thomas T, et al. 32 Just Give It Some Time: Emergency Department Staff's Attitudes Towards Computerized Physician Order Entry at Five and Seventeen Months. *Ann Emerg Med*. 2011 October;58(4):S188. doi: 10.1016/j.annemergmed.2011.06.057. PMID: 70551292.
9. Baugh JJ, Monette DL, Takayesu JK, et al. 2020 Annual Meeting Supplement. *Acad Emerg Med*. 2020 May;27 Suppl 1:S7-S335. doi: 10.1111/acem.13961. PMID: 32394596.
10. Baxter SL, Mehta M, Rudkin SE, et al. Evaluating Electronic Health Record Use Among Academic Ophthalmologists. *Investigative Ophthalmology & Visual Science*. 2020 Jun;61(7). PMID: WOS:000554528304328.
11. Beerkens FJ, Owens A, Kocovic N, et al. Abstracts from the 2023 Annual Meeting of the Society of General Internal Medicine. *J Gen Intern Med*. 2023 July;38(S2):81-799. doi: 10.1007/s11606-023-08226-z. PMID: 641880773.
12. Benson M, Gopal DV, Pfau P. After-Hours Electronic Health Record Work Demands for Gastroenterology and Hepatology Providers. *Gastroenterology*. 2021 May;160(6):S417-S8. doi: <https://dx.doi.org/10.1016/S0016-5085%2821%2901704-2>. PMID: WOS:000649085001315.
13. Bethea A, Samanta D. Burnout Syndrome among West Virginia Trauma Practitioners. *Critical Care Medicine Conference: 48th Critical Care Congress of the Society of Critical Care Medicine, SCCM*. 2019;47(1 Supplement 1). PMID: 629628702.
14. Bhesania S, Mehta P, Moore D, et al. 10 Recommendations to Improve Electronic Health Record Satisfaction and Reduce Burnout among Physicians. *J Gen Intern Med*. 2018;33(2 Supplement 1):757. PMID: 622329033.
15. Birge J, Thompson RE. Documentation Double Play: Using Content and Data Tools to Measure Provider Efficiency. *J Gen Intern Med*. 2018 Apr;33(4 Supplement 1):S168-S9. PMID: WOS:000442641400195.
16. Brown LA, Farber NJ, Chen JJ, et al. Primary Care Internal Medicine Workload Outside the Clinic Encounter: A Volume/Time Study. *J Gen Intern Med*. 2013 Jun;28:S156-S. PMID: WOS:000331939301130.
17. Duffy VG, ed. *EMR Usage and Nurse Documentation Burden in a Medical Intensive Care Unit*. *Lect Notes Comput Sci*; 2022. Springer Science and Business Media Deutschland GmbH; 13320 LNCS.
18. Canham LE, Silber MH, Millstein LS, et al. Resident Use of The Electronic Medical Record (EMR) Outside of Work. *Acad Pediatr*. 2018 July;18(5):e38-e9. PMID: 623224509.
19. Christiano JG. Redesigned Electronic Medical Notes Allow Automated Clinical Data Extraction and Decrease Provider Documentation Time. *J Am Coll Surg*. 2015 Oct;221(4):S131-S. doi: DOI 10.1016/j.jamcollsurg.2015.07.310. PMID: WOS:000361119700269.
20. Coleman DM, Meltzer AJ, Wohlauser M, et al. SS02. Vascular Surgeon Burnout – A Report from the Society for Vascular Surgery Wellness Task Force. *Journal of Vascular Surgery*. 2019 June;69(6):e97. doi: 10.1016/j.jvs.2019.04.103. PMID: 2001990216.
21. Contratto EC, Estrada C, Romp KG, et al. The Impact of Physician Order Entry Clerical Support on Physician Satisfaction and Productivity. *J Gen Intern Med*. 2016 May;31:S912-S3. PMID: WOS:000392201603361.
22. Cook SC, Marckini DN, Parker JL, et al. Electronic Health Record Associated Stress in Adult Congenital Clinics. *Journal of the American College of Cardiology*. 2018 Mar 10;71(11):611-. doi: 10.1016/S0735-1097(18)31152-5. PMID: WOS:000429659701461.
23. Cox ML, Risoli T, Peskoe S, et al. Documentation Burden on General Surgery Faculty. *J Am Coll Surg*. 2019 Oct;229(4):S239-S. doi: <https://dx.doi.org/10.1016/j.jamcollsurg.2019.08.523>. PMID: WOS:000492740900459.

24. Day SC, Christensen KG, Miranda M, et al. Abstracts from the 2021 Annual Meeting of the Society of General Internal Medicine. *J Gen Intern Med.* 2021 Jul;36(Suppl 1):1-469. doi: 10.1007/s11606-021-06830-5. PMID: 34297318.
25. Diaz A, Lin S, DiFalco N, et al. Abstracts from the 2021 Annual Meeting of the Society of General Internal Medicine. *J Gen Intern Med.* 2021 Jul;36(Suppl 1):1-469. doi: 10.1007/s11606-021-06830-5. PMID: 34297318.
26. Dusek HL, Goldstein I, Hribar M, et al. Electronic Health Records in Ophthalmology: Impact of Scribes on Office Visit Length, Documentation Time, and Note Length. *Investigative Ophthalmology & Visual Science.* 2019 Jul;60(9). PMID: WOS:000488800705056.
27. DuVall SL, Forbush TB, Cornia RC, et al. Reducing the Manual Burden of Medical Record Review through Informatics. *Pharmacoepidemiology and Drug Safety.* 2014 October;1):415. doi: <https://dx.doi.org/10.1002/pds.3701>. PMID: 71636464.
28. Dyrbye L, West CP, Burriss T, et al. Non-Visit Clinical Burden of Effort among 82 Academic General Internists. *J Gen Intern Med.* 2012 Jul;27:S253-S4. PMID: WOS:000209142900363.
29. Epstein JA, Cofrancesco J, Beach MC, et al. Abstracts from the 2020 Annual Meeting of the Society of General Internal Medicine. *J Gen Intern Med.* 2020 Jul;35(Suppl 1):1-779. doi: 10.1007/s11606-020-05890-3. PMID: 32725471.
30. Farber NJ, Chen YA, Calvitti A, et al. Patient and Physician Satisfaction with an Electronic Medical Record (EMR): Correlations with Computer Activity. *J Gen Intern Med.* 2013 Jun;28:S138-S9. PMID: WOS:000331939301088.
31. Flowers S. Abstracts of the 17th American Psychosocial Oncology Society Annual Conference, March 11-13, 2020, Portland, OR, US. *Psychooncology.* 2020;29 Suppl 1:5-119. doi: 10.1002/pon.5327. PMID: 32080932.
32. Gagnon J, Toro P, Cantor M. A Medication Prior Authorization Pilot Program in Primary Care Practices Increases Efficiency and Patient Care Outcomes. *Journal of Managed Care and Specialty Pharmacy.* 2015 October;21(10-a SUPPL.):S12. PMID: 624892612.
33. Gali HE, Baxter SL, Huang AE, et al. Impact of Electronic Health Record Implementation on Clinical Workflows for Ophthalmology Trainees. *Investigative Ophthalmology & Visual Science.* 2019 Jul;60(9). PMID: WOS:000488800705057.
34. Ganta T. Stress Related to Electronic Health Record (EHR) Use Among Oncology Trainees: A Quality Improvement Study to Optimize Information Gathering. *J Clin Oncol.* 2020 May 20;38(15). doi: https://dx.doi.org/10.1200/JCO.2020.38.15_suppl.11015. PMID: WOS:000560368300333.
35. Gardner R, Cooper E, Harris D, et al. A Statewide Assessment of Physician Burnout and Health Information Technology-Related Stress. *J Gen Intern Med.* 2018 Apr;33:S102-S. PMID: WOS:000442641400044.
36. Gardner R, Hilliard RW, Haskell J. Abstracts from the 2020 Annual Meeting of the Society of General Internal Medicine. *J Gen Intern Med.* 2020 Jul;35(Suppl 1):1-779. doi: 10.1007/s11606-020-05890-3. PMID: 32725471.
37. Gardner R, Pelland K, Baier R. "It's Like Texting at the Dinner Table": A Qualitative Analysis of Electronic Health Records' Impact on Patient-Physician Interactions. *J Gen Intern Med.* 2016 May;31:S86-S. PMID: WOS:000392201600004.
38. Gilmore-Bykovskyi AL, Dhein J, Haske-Palomino M, et al. Pilot Testing of a Clinical Intervention for Neuropsychiatric Symptom Management in Hospitalized Patients with Alzheimer's and Related Dementias. *Alzheimer's and Dementia.* 2018 July;14(7 Supplement):P1491-P2. doi: <https://dx.doi.org/10.1016/j.jalz.2018.06.254>. PMID: 2001204861.

39. Goldman DA, Panageas KS. Electronic Medical Record Documentation and Provider Burnout. *JCO Oncol Pract*. 2021 Mar;17(3):158-9. doi: 10.1200/OP.20.00832. PMID: 33332173.
40. Gordon BD, Hegarty JK, Walter JW, et al. 124 Note Signing Timeliness Significantly Improves After Completion of a Documentation Improvement Initiative. *Ann Emerg Med*. 2019 October;74(4):S50. doi: 10.1016/j.annemergmed.2019.08.129. PMID: 2003124441.
41. Grady C, Ward S, Lockhart K, et al. Impact of Electronic Health Records on Resident Physicians' Off-Duty Time: A Multi-Specialty Resident Survey at a Large ACGME Accredited Institution. *Obstetrics and Gynecology*. 2019 Oct;134:46s-s. doi: 10.1097/01.Aog.0000585528.15818.48. PMID: WOS:000513279000032.
42. Hall N, Berry SK, Aguilar J, et al. 126 Impact of an Online NIH Promis-Based GI Symptom History Taker on Physician Documentation and Charting Time: Results from a Pragmatic Controlled Trial. *Gastroenterology*. 2020 May;158(6 Supplement 1):S-23-S-4. doi: <https://dx.doi.org/10.1016/S0016-5085%2820%2930740-X>. PMID: 2005913938.
43. Hight R, Schultz O, Brito K, et al. A Qualitative Study of the Electronic Health Record's Impact on the Physician-Patient Relationship. *International Journal of Radiation Oncology Biology Physics*. 2020 Nov 1;108(3):E451-E. doi: <https://dx.doi.org/10.1016/j.ijrobp.2020.07.2557>. PMID: WOS:000582521501480.
44. Ho V, Sgroi M, Chandra V, et al. Remote Access to Electronic Medical Records Reduces Overall EMR Time for Vascular Surgery Residents. *Journal of Vascular Surgery*. 2022 Jun;75(6):E135-E. doi: <https://dx.doi.org/10.1016/j.jvs.2022.03.183>. PMID: WOS:000798307600104.
45. Hribar M, Dusek HL, Goldstein IH, et al. Documentation Composition and Efficiency During Scribed and Non-Scribed Ophthalmology Visits. *Investigative Ophthalmology & Visual Science*. 2020 Jun;61(7). PMID: WOS:000554495703104.
46. Hsieh B, Nguyen T. Differences in Electronic Medical Record Time Usage Depending on Neurology Trainee Gender. *Neurology Conference: American Academy of Neurology Annual Meeting, AAN*. 2023;100(17 Supplement 2). doi: <https://dx.doi.org/10.1212/WNL.0000000000202936>. PMID: 641672200.
47. Huang J, Walsh C, Miller S, et al. Electronic Health Record Clinical Workload Metrics among Pediatric Gastroenterologists. *Journal of Pediatric Gastroenterology and Nutrition*. 2022 October;75(Supplement 1):S155-S6. PMID: 639174097.
48. Hunt RJ, Fletcher S, Rock JP, et al. More Time for Doctoring: Reduction of Resident Daily Documentation Burden. *Neurosurgery*. 2020 Dec;67:64-. doi: <https://dx.doi.org/10.1093/neuros/nyaa447-197>. PMID: WOS:000616638600101.
49. Ing E, Chen JNA, Hwang TS, et al. Impacts of Problem-Based Charting on Documentation Time at an Academic Outpatient Ophthalmology Center. *Investigative Ophthalmology & Visual Science*. 2020 Jun;61(7). PMID: WOS:000554495703108.
50. Kadish S, Malins A, McCleary NJ, et al. Engaging support staff to redesign and improve the process to communicate with outside physicians. *J Clin Oncol*. 2018 Oct 20;36(30). doi: 10.1200/JCO.2018.36.30_suppl.280. PMID: WOS:000464875300274.
51. Kadish S, Mayer EL, Jackman DM, et al. Implementation to Optimization: A Tailored, Data-Driven Approach to Improve Provider Efficiency in Using The Electronic Medical Record. *J Clin Oncol*. 2017 Mar 10;35(8). doi: DOI 10.1200/JCO.2017.35.8_suppl.123. PMID: WOS:000443301600122.
52. Kara A, Kok A, Bo N, et al. Hospitalists and the Electronic Medical Record. *Journal of Hospital Medicine Conference: Hospital Medicine, HM*. 2018;13(4 Supplement 1). PMID: 629665919.
53. Keniston A, McBeth L, Mistry N, et al. Abstract. *Journal of Hospital Medicine*. 2023 March;18(S1):S185-S6. doi: 10.1002/jhm.13090. PMID: 641527767.

54. Kim A. 23.2 Working with Medical Scribes, Medical Assistants, and Registered Nurses to Improve Outpatient Clinic Workflow and Support Physician Wellness. *J Am Acad Child Adolesc Psychiatry*. 2019 October;58(10):S33-S4. doi: 10.1016/j.jaac.2019.07.142. PMID: 2003280557.
55. Kroth PJ, Morioka-Douglas N, Veres SK, et al. Defining and Minimizing Stress due to Health Information and Communication Technologies Including the Electronic Health Record: First Results from The MS-Squared Study. *J Gen Intern Med*. 2018;33(2 Supplement 1):152-3. PMID: 622329148.
56. Lenhart A, Weil R, McGinnis W, et al. A Multi-Specialty and Multidisciplinary Assessment of Burnout in Primary Care Practices. *J Gen Intern Med*. 2018 Apr;33:S91-S. PMID: WOS:000442641400019.
57. Leverenz D, Golenbiewski J, Andonian B, et al. 2019 ACR/ARP Annual Meeting Abstract Supplement. *Arthritis rheumatol*. 2019 Oct;71 Suppl 10:1-5362. doi: 10.1002/art.41108. PMID: 31661605.
58. Long C, Tai-Seale M, El-Kareh R, et al. After-Hours Electronic Health Record Use Among Ophthalmology Residents. *Investigative Ophthalmology & Visual Science*. 2020 Jun;61(7). PMID: WOS:000554528304330.
59. Makam A, Lanham H, Batchelor K, et al. The Good, the Bad, and the Time-Consuming: Attitudes Toward and Use of a Common Ambulatory EMR. *J Gen Intern Med*. 2012 July;27(3):S332-S3. PMID: 71296992.
60. Mazumder D, E AR, Dhangar I. R4 the Role of Electronic Health Records in the Advancement of Real World Evidence Based Research in Oncology. *Value in Health*. 2020 May;23(Supplement 1):S384. doi: <https://dx.doi.org/10.1016/j.jval.2020.04.149>. PMID: 2005867749.
61. Mehta S, Johnston R, Yadav S, et al. Scribes in Hospital Medicine - A Powerful Value-Added Resource! *Journal of Hospital Medicine Conference: Hospital Medicine, HM*. 2018;13(4 Supplement 1). PMID: 629665584.
62. Miller LM, Heard B, Howard K, et al. Customization of Electronic Health Record (EHR) to Implement Meaningful Use for Quality Improvement (QI). *J Clin Oncol*. 2013 Nov 1;31(31). doi: DOI 10.1200/jco.2013.31.31_suppl.246. PMID: WOS:000335565500239.
63. Moles MJ, Lewis CL, McCord MW, et al. Testing Measures for Physician Time and Tasks in an Academic Internal Medicine Practice. *J Gen Intern Med*. 2015 Apr;30:S546-S. PMID: WOS:000358386902234.
64. Mulholland C. Enhancing Geriatrician Well-being through Remote Scribes. *J Am Geriatr Soc*. 2021 Apr;69:S52-S. doi: <https://dx.doi.org/10.1111/jgs.17115>. PMID: WOS:000635723900148.
65. Mulholland C, Chow S, Chun A, et al. In-basket Scrubbing to Improve Geriatrician Well-being. *J Am Geriatr Soc*. 2021 Apr;69:S51-S2. doi: <https://dx.doi.org/10.1111/jgs.17115>. PMID: WOS:000635723900147.
66. Myers S, Volk LA, Silvers ER, et al. Improvement in Patient Centered Medical Home Electronic Health Record Documentation by Primary Care Practices Seeking National Committee for Quality Assurance Recognition. *J Gen Intern Med*. 2016 May;31:S269-S70. PMID: WOS:000392201600328.
67. Nabhan C, Bapat B, Smith Y, et al. Frequency and Causes of Oncologists' Burnout In Community Practices. *J Clin Oncol*. 2019 May 20;37(15). doi: DOI 10.1200/JCO.2019.37.15_suppl.e18375. PMID: WOS:000487345802304.
68. Nakagawa U, Wakai T, Saijo M, et al. Potential Solution to Shortage of General Internal Medicine Physicians in Japanese Hospitals. *J Gen Intern Med*. 2017 Apr;32:S787-S. PMID: WOS:000440259003209.
69. Olorunnipa S, Hernandez C, Monson L. EMR Made Easy: A Method of Clinical Documentation that Streamlines Generation of Research Data While also Generating a Multidisciplinary Team Letter. *Cleft Palate-Craniofacial Journal*. 2016 July;53(4):e155-e6. PMID: 611868414.

70. Onuigbo M, Onuigbo N, Egbuniwe O. Hemodialysis Abstracts from the 33rd Annual Dialysis Conference 24th Annual Symposium on Pediatric Dialysis Seattle, Washington, March 9-12, 2013. Hemodialysis International. 2013 January;17(1):140-82. doi: 10.1111/hdi.12006. PMID: 71022168.
71. Osinski T, Warren G, Messing E, et al. Burnout and Documentation Burden among Urology Residents and Attendings at the University of Rochester. J Urol. 2021 Sep;206:E617-E. doi: <https://dx.doi.org/10.1097/JU.0000000000002043.04>. PMID: WOS:000693688500492.
72. Owen CM, Abbott CE. Abstracts from the 2022 Annual Meeting of the Society of General Internal Medicine. J Gen Intern Med. 2022 June;37(S2):129-664. doi: 10.1007/s11606-022-07653-8. PMID: 638737117.
73. Parrish B, Molins CM. 324 Perceptions of Emergency Medicine Resident Efficiency after Speech Recognition Technology Implementation. Ann Emerg Med. 2020 October;76(4):S125-S6. doi: 10.1016/j.annemergmed.2020.09.339. PMID: 2008410031.
74. Patel A, Mummaneni PV, Zheng JF, et al. On-Call Junior Neurosurgery Residents Spend 9 Hours of Their On-Call Shift Actively Using the Electronic Health Record. Neurosurgery. 2023 Apr;92(4):870-5. doi: 10.1227/neu.0000000000002288. PMID: WOS:001010552800033.
75. Patel SY, Rose R, Webber E. Back to Babies: Reducing Documentation Time in the NICU. Pediatrics. 2021 Mar;147(3):6. doi: 10.1542/peds.147.3MA1.6a. PMID: WOS:000758945800007.
76. Patel SY, Webber E, Rose R. Clinical Documentation Improvement: Transitioning to Neonatologist Driven Progress Notes. Pediatrics. 2020 July;146(1):25-6. doi: https://dx.doi.org/10.1542/peds.146.1_MeetingAbstract.25. PMID: 633623967.
77. Patterson MK, Silver J, Armstrong D, et al. Pediatric Orthopaedic Surgeon Time Utilization in Clinic: A Time-Motion Study. Pediatrics. 2020 July;146(1):417-9. doi: https://dx.doi.org/10.1542/peds.146.1_MeetingAbstract.417. PMID: 633625230.
78. Pearson BC, Islam T, Everwine A. Burnout among APPs. J Gen Intern Med. 2019 May;34(2 Supplement):S709. doi: 10.1007/11606.1525-1497. PMID: 629003615.
79. Peccoralo L, Kaplan C, Ripp J. Abstracts from the 2020 Annual Meeting of the Society of General Internal Medicine. J Gen Intern Med. 2020 Jul;35(Suppl 1):1-779. doi: 10.1007/s11606-020-05890-3. PMID: 32725471.
80. Pfau P, Benson M, Gopal DV. Time and Effort Spent after Work Hours on the Electronic Medical Record by Gastroenterologists - Measurement of Reality and Perception. Gastroenterology. 2020 May;158(6):S253-S. doi: <https://dx.doi.org/10.1016/S0016-5085%2820%2931314-7>. PMID: WOS:000540349500634.
81. Pitt MB, Seywerd M, Kim MH. An EPIC Problem in the Gopher State: Unifying Electronic Health Record Orientation for Learners Across Multiple Systems in Minnesota. Acad Pediatr. 2016 August;16(6):e28. PMID: 619743911.
82. Poplau S, Shimotsu S, Linzer M. Brief Clinician Survey Can Produce Remediable Factors to Reduce Clinician Burnout. J Gen Intern Med. 2014 Apr;29:S479-S80. PMID: WOS:000340996203026.
83. Pozdnyakova A, Laiteerapong N, Ham S, et al. Impact of Medical Scribes on Clinical Productivity in Academic Primary Care. J Gen Intern Med. 2019 May;34(2 Supplement):S253. doi: 10.1007/11606.1525-1497. PMID: 629002385.
84. Preiksaitis C, Sinsky CA, Rose C. ChatGPT is not the Solution to Physicians' Documentation Burden. Nat Med. 2023 Jun;29(6):1296-7. doi: 10.1038/s41591-023-02341-4. PMID: 37169865.
85. Pupita G, Mazzanti I, Brambatti M, et al. Implementation of a Paperless EMR System in a Cardiology Department: The Stairway to Heaven is Long and Steep. Giornale Italiano di Cardiologia. 2011 December;3):e172. doi: <https://dx.doi.org/10.1714/986.10687>. PMID: 70692403.

86. Romp KG, Estrada C, Ovington K, et al. Wellness and Work Life: Preserving the Teachers of the Future of Medicine. *J Gen Intern Med*. 2016 May;31:S468-S. PMID: WOS:000392201601314.
87. Rotenstein L, Apathy N, Holmgren AJ, et al. Abstracts from the 2022 Annual Meeting of the Society of General Internal Medicine. *J Gen Intern Med*. 2022 June;37(S2):129-664. doi: 10.1007/s11606-022-07653-8. PMID: 638739434.
88. Rotenstein L, Fong A, Jeffery MM, et al. Gender Differences in Time Spent on Documentation and the Electronic Health Record among Physicians in a Large Ambulatory Network. *J Gen Intern Med*. 2022 Jun;37(Suppl 2):146-. doi: <https://dx.doi.org/10.1007/s11606-022-07653-8>. PMID: WOS:000821782700047.
89. Rotenstein L, Holmgren AJ, Downing NL, et al. Abstracts from the 2021 Annual Meeting of the Society of General Internal Medicine. *J Gen Intern Med*. 2021 Jul;36(Suppl 1):1-469. doi: 10.1007/s11606-021-06830-5. PMID: 34297318.
90. Russo C, Raney L, McManaman J, et al. Multisite Quality Improvement Initiative to Repair Incomplete Electronic Medical Record Documentation as One Contributor to Provider Burnout. *J Clin Oncol*. 2020 Oct 10;38(29). doi: <https://dx.doi.org/10.1200/JCO.2020.38.29>. PMID: WOS:000607202800189.
91. Schaps H, Adamic B, Cope A, et al. Evidence for Greater Miscoding due to Overly Complex ICD-10 Bladder Cancer Codes. *J Urol*. 2019 April;201(4 Supplement 1):e201-e2. doi: <https://dx.doi.org/10.1097/01.JU.0000555330.66277.74>. PMID: 629387535.
92. Schroeder TM, Hopper D, Lee DY, et al. Automated Treatment Summary to Improve Timeliness of Documentation. *International Journal of Radiation Oncology Biology Physics*. 2020 1 November;108(3 Supplement):e785-e6. doi: <https://dx.doi.org/10.1016/j.ijrobp.2020.07.252>. PMID: 2007859333.
93. Schwartz N, Axelson D. Outpatient Care That Works Better: Novel Methods of Improving Access, Efficiency, and Provider Satisfaction. *Journal of the American Academy of Child and Adolescent Psychiatry*. 2019 Oct;58(10):S33-S. doi: 10.1016/j.jaac.2019.07.140. PMID: WOS:000518857300114.
94. Shabosky J, Albrecht M, De La Cruz J. SAEM Abstracts, Plenary Session. *Acad Emerg Med*. 2012 April;19:S4-S393. doi: 10.1111/j.1553-2712.2012.01332.x. PMID: 70745379.
95. Shah M, De Arrigunaga S, West M, et al. Characterization of a New EHR Burden Metric (Doclag). *J Gen Intern Med*. 2022 Jun;37(Suppl 2):136-. doi: <https://dx.doi.org/10.1007/s11606-022-07653-8>. PMID: WOS:000821782700020.
96. Sharp R, Williams J, Grindle C, et al. Coupling Provider-led EHR Training and Agile Optimization for Individual and Clinical Team Proficiency, Efficiency and Satisfaction. *Pediatrics Conference: National Conference and Exhibition Meeting of the American Academy of Pediatrics, AAP*. 2021;149(no pagination). PMID: 638786912.
97. Shimotsu S, Poplau S, Linzer M. Validation of a Brief Clinician Survey to Reduce Clinician Burnout. *J Gen Intern Med*. 2015 Apr;30:S79-S80. PMID: WOS:000358386900078.
98. Stevens L, Su F, Pageler N, et al. Measuring Associations between Electronic Health Record Use and Inpatient Pediatric Provider Burnout. *Crit Care Med*. 2023 Jan;51(1):40-. doi: <https://dx.doi.org/10.1097/01.ccm.0000906196.96034.01>. PMID: WOS:000921450900081.
99. Sun L, Ezem J, Prigoff J, et al. Time Allocation Affects Physician Work Satisfaction and Balance in Academic Breast Surgery Office Visits. *Annals of Surgical Oncology*. 2020 May;27(Suppl 2):S651-S2. doi: <https://dx.doi.org/10.1245/s10434-020-08630-3>. PMID: WOS:000538247800295.

100. Syed A, Morrissey S, Babich M, et al. Burnout in a Large Gastroenterology Fellowship. *Gastroenterology*. 2018 May;154(6):S459-S60. doi: <https://dx.doi.org/10.1016/S0016-5085%2818%2931785-2>. PMID: WOS:000450011101582.
101. Tcheung J, Pipkin C, Hall R. Survey of an Academic Dermatology Department with Electronic Medical Records. *J Am Acad Dermatol*. 2014 May;70(5):Ab76-Ab. doi: <https://dx.doi.org/10.1016/j.jaad.2014.01.316>. PMID: WOS:000360583900300.
102. Titus K, O'Neill S, Kenik J. Abstract. *Journal of Hospital Medicine*. 2023 March;18(S1):S239-S40. doi: 10.1002/jhm.13090. PMID: 641527824.
103. Vadlamudi P, Lu MC, Webber E, et al. Reducing Human Capital and Human Error: A Partially Automated Method of Data Entry. *Investigative Ophthalmology and Visual Science*. 2022 June;63(7):2802-A0132. PMID: 639123235.
104. Wang M, Adler-Milstein J. Taking Note: How Many Notes Do Hospitalists Look at When Writing H&PS? *Journal of Hospital Medicine Conference: Hospital Medicine, HM*. 2018;13(4 Supplement 1). PMID: 629665661.
105. Webber E, Schaffer J, Willey C, et al. Targeting Pajama Time: Efforts to Reduce Physician Burnout through Electronic Medical Record (EMR) Improvements. *Pediatrics Conference: National Conference on Education*. 2017;142(1). doi: https://dx.doi.org/10.1542/peds.142.1_MeetingAbstract.611. PMID: 630752813.
106. Wolf JR, Xie Y, Kim I, et al. 472 Visit Complexity Reflects Billed Level of Service and Documentation Burden. *Journal of Investigative Dermatology*. 2020 July;140(7):S63. doi: 10.1016/j.jid.2020.03.480. PMID: 2006743825.
107. Zimmerman KA, Bentley MR, Lever JM, et al. Single-Cell RNA Sequencing Identifies Candidate Renal Resident Macrophage Gene Expression Signatures across Species. *J Am Soc Nephrol*. 2019 May;30(5):767-81. doi: 10.1681/ASN.2018090931. PMID: 30948627.
108. Gaffney M, Chan KY, Raftery N, et al. Standardised Surgical Admission Proformas: A Quality Improvement Project. *British Journal of Surgery*. 2023 September;110(Supplement 7):vii26-vii7. doi: <https://dx.doi.org/10.1093/bjs/znad258>. PMID: 642371213.

Duplications

1. Birge J, Thompson RE. Documentation Double Play: Using Content and Data Tools to Measure Provider Efficiency. *J Gen Intern Med*. 2018 Apr;33:S168-S9. PMID: WOS:000442641400195.
2. Rassolian M, Peterson LE, Fang B, et al. Workplace Factors Associated with Burnout of Family Physicians. *JAMA Intern Med*. 2017;177(7):1036-8. doi: 10.1001/jamainternmed.2017.1391. PMID: 28492847.
3. Tell A, Westenhöfer J, Harth V, et al. Stressors, Resources, and Strain Associated with Digitization Processes of Medical Staff Working in Neurosurgical and Vascular Surgical Hospital Wards: A Multimethod Study. *Healthcare (Switzerland)*. 2023;11(14). doi: 10.3390/healthcare11141988. PMID: 37510429.

Appendix C. Characteristics of Included Studies

Table C-1. Characteristics of included studies

Author, Year	Setting	Population (n; Specialty)	Uses/Applications
Adler-Milstein et al., 2020¹	<i>Type of Institution:</i> Large academic health system <i>Type of Practice:</i> Primary care practice; outpatient <i>Number of Participating Centers/Practices:</i> 10 <i>Location:</i> Urban; USA	78 physicians and 9 nurse practitioners; internal medicine, family medicine, pediatrics, geriatrics, and mixed primary care specialties	The aim of study was to determine whether objective measures of EHR use—related to time, volume of work, and proficiency—are associated with either or both components of clinician burnout: exhaustion and cynicism. Time was after hours (between 7:00 P.M. and 7:00 A.M.) on scheduled clinic days and time active anytime on unscheduled days. Also measured was EHR proficiency and perceived burden of EHR time at home (self-perceived), and time clinicians spend in EHR relative to expected time based on clinical workload (efficiency). The study measured frequency of use of available EHR tools and degree to which each healthcare professional personalized the system to increase efficiency.
Ahlgrim et al., 2016²	<i>Type of Institution:</i> University hospital <i>Type of Practice:</i> Outpatient department <i>Number of Participating Centers/Practices:</i> 1 <i>Location:</i> NA; Germany	8 residents and physicians; internal medicine	The aim of this study was to provide a case study on the steps to successfully implement speech recognition software in a highly specialized university outpatient department focusing on the prearrangements that appear to be beneficial concerning productivity of the software and user motivation as the importance of this “pre-design stage” has been emphasized before.
Ahn et al., 2017³	<i>Type of Institution:</i> Tertiary hospital <i>Type of Practice:</i> inpatient <i>Number of Participating Centers/Practices:</i> 3 medical and 3 surgical wards <i>Location:</i> NA; South Korea	99 nurses; NA	This study investigated the factors associated with the timeliness of electronic nursing documentation using the entry time on the EMR system and whether it occurred during or after work shift hours.
Alissa et al., 2022⁴	<i>Type of Institution:</i> Major academic university hospital <i>Type of Practice:</i> Inpatient <i>Number of Participating Centers/Practices:</i> 1 <i>Location:</i> NA; USA	12 residents; pediatrics	This study assessed physician note optimization on saving time for patient care and improving physician satisfaction. Note completion time and number of clicks per patient were measured.

Author, Year	Setting	Population (n; Specialty)	Uses/Applications
Al Qahtani et al., 2021⁵	<i>Type of Institution:</i> Eye specialist hospital <i>Type of Practice:</i> Inpatient <i>Number of Participating Centers/Practices:</i> 1 <i>Location:</i> Urban; Saudi Arabia	212 nurses; ophthalmology	In this study the perceived prevalence of EHR-related stress among nurses at an eye hospital measured by previously validated questionnaire.
Anderson et al., 2020⁶	<i>Type of Institution:</i> Ambulatory and academic setting <i>Type of Practice:</i> Outpatient <i>Number of Participating Centers/Practices:</i> 1 <i>Location:</i> NA; USA	34 family practice physicians (24 residents, 10 faculty physicians); family medicine	This study quantified and described variation in resident and faculty EHR use in one family medicine residency program including after-hours use (between 6:00 P.M. and 6:00 A.M. and on weekends) per month.
Apathy et al., 2023⁷	<i>Type of Institution:</i> Outpatient <i>Type of Practice:</i> Outpatient <i>Number of Participating Centers/Practices:</i> NA <i>Location:</i> Urban, suburban, and rural; USA <i>Participants:</i> All outpatient physicians who use Epic (309 organizations)	130,079 ambulatory physicians; NA	This study evaluated the impact of the 2021 initiative that reduced documentation requirements for emergency medicine visits. The focus was on documentation of H/P and physical exam. Physicians who reduced note length or time spent in notes were identified. Subsequent analysis on these physicians to examine if/how various note support tools and strategies affected these variables. Note length decreased by approximately 20% and average time spent in notes by approximately 38%. Specific variables included a decrease in manual text, minimal change to copy/paste and SmartTools text.
Apathy et al., 2023⁸	<i>Type of Institution:</i> Ambulatory-based practice that used Epic <i>Type of Practice:</i> Outpatient and inpatient <i>Number of Participating Centers/Practices:</i> NA <i>Location:</i> Urban, suburban, and rural; USA <i>Participants:</i> National sample of physicians	203,728 physicians; multiple specialties	This study analyzed how physician clinical note length and composition relate to EHR-based measures of burden and efficiency that have been tied to burnout. Primary outcomes were three time-based measures of EHR burden (i.e. time writing EHR notes, time in the EHR after-hours, and EHR time on unscheduled days), and one measure of efficiency (i.e. percent of visits closed in the same day). Physicians with longer notes, and those who used copy/paste and templated text spent more time in the EHR after hours and closed fewer visits per day.

Author, Year	Setting	Population (n; Specialty)	Uses/Applications
Arndt et al., 2017⁹	<i>Type of Institution:</i> Large academic healthcare center <i>Type of Practice:</i> Residency clinics and community-based nonresidency clinics; outpatient <i>Number of Participating Centers/Practices:</i> NA <i>Location:</i> NA; USA	142 physicians (76 community physicians, 22 academic physicians, 44 residents); 14 physicians for time–motion validation portion of study; family medicine	This study assessed time allocated by primary care physicians within the EHR as indicated by EHR user-event log data (e.g., time in chart review and clinical documentation, order entry, inbox management, billing), both during clinic hours and outside clinic hours (Monday-Thursday between 7:00 P.M. and 7:00 A.M. and weekends defined as 7:00 P.M. Friday to 8:00 A.M. Monday). A time–motion study through direct observation was completed to validate EHR measurements.
Arora et al., 2018¹⁰	<i>Type of Institution:</i> NA <i>Type of Practice:</i> Inpatient and outpatient <i>Number of Participating Centers/Practices:</i> NA <i>Location:</i> Urban, suburban, and rural; USA	601 residents and fellows; pediatrics	This study sought to assess time spent charting in pediatric practice and clinician understanding and comfort level regarding billing/coding.
Attipoe et al., 2022¹¹	<i>Type of Institution:</i> Children's hospital <i>Type of Practice:</i> NA <i>Number of Participating Centers/Practices:</i> NA <i>Location:</i> NA; USA	56 physicians; pediatrics	This study characterized EHR work during and outside scheduled clinic hours. It included total time spent in EHR broken down by task (i.e. clinical review, documentation, inbox, and order entry) and time spent on them outside clinical hours.
Aziz et al., 2017¹²	<i>Type of Institution:</i> Tertiary care academic teaching center <i>Type of Practice:</i> Hospital; inpatient <i>Number of Participating Centers/Practices:</i> NA <i>Location:</i> NA; USA	5 residents; vascular surgery	This study determined the feasibility of using innovative EHR technology to examine vascular surgery resident workflow (particularly relating to tasks performed outside of work hours) measured by active total time spent in EHR, broken down further into chart review time, documentation time, electronic order entry, patient discovery, and electronic messages.
Bartek et al., 2023¹³	<i>Type of Institution:</i> Academic medical center <i>Type of Practice:</i> Inpatient and outpatient <i>Number of Participating Centers/Practices:</i> NA <i>Location:</i> Urban; USA	75 resident physicians; internal medicine, pediatrics, and anesthesia	This study determined switch costs, or the cognitive burden associated with task switching and assessed its magnitude during routine EHR-based clinical tasks. The study assessed time spent before and after task switching in seconds (e.g. chart review, note entry, order entry, and inbox). It found that higher patient load was associated with less time per task. Task switching costs were found on postswitch tasks related to chart review, note entry, and order entry. Inbox viewing resulted in a postswitch speed up.

Author, Year	Setting	Population (n; Specialty)	Uses/Applications
Baugh et al., 2020 ¹⁴	<i>Type of Institution:</i> Quaternary care academic medical center <i>Type of Practice:</i> Inpatient <i>Number of Participating Centers/Practices:</i> NA <i>Location:</i> Urban; USA	10 attending physicians; emergency medicine	This study assessed how time spent on documentation activities affected time spent on teaching by attending physicians or time spent on direct patient care or other attending activities.
Beiser et al., 2021 ¹⁵	<i>Type of Institution:</i> NA <i>Type of Practice:</i> Outpatient <i>Number of Participating Centers/Practices:</i> NA <i>Location:</i> NA; USA	609 clinicians including nonphysician clinicians such as nurse practitioners and physician assistants; 72 specialties and subspecialties	This study measured documentation burden through the following metrics: visits closed same day, time spent outside 7:00 A.M. to 7:00 P.M., time spent on unscheduled days, and pajama time.
Benson et al., 2023 ¹⁶	<i>Type of Institution:</i> Multispecialty group <i>Type of Practice:</i> NA <i>Number of Participating Centers/Practices:</i> NA <i>Location:</i> NA; USA	35 clinicians (mix of MDs/DOs and NP/PAs); gastroenterology and hepatology	The main aim of the study was to assess after-hour EHR work. Additional data were obtained via a validated survey designed to assess impact of health information technology on clinician job satisfaction.
Berg et al., 2020 ¹⁷	<i>Type of Institution:</i> NA <i>Type of Practice:</i> Resident council at a medical school <i>Number of Participating Centers/Practices:</i> NA <i>Location:</i> NA; USA	15 resident physicians; NA	This study determined physician perspectives and usability issues of local EHR systems.
Bliven et al., 2016 ¹⁸	<i>Type of Institution:</i> Academic hospital <i>Type of Practice:</i> NA Inpatient <i>Number of Participating Centers/Practices:</i> NA <i>Location:</i> NA; USA	Clinicians NA; NA	This study used information technology to enable data from the device to flow into the EHR without the need for a clinician to manually record data from the device.
Byrne et al., 2016 ¹⁹	<i>Type of Institution:</i> NA <i>Type of Practice:</i> American Society of Peri Anesthesia Nurses survey <i>Number of Participating Centers/Practices:</i> NA <i>Location:</i> NA; USA	1,352 nurses; NA	The purpose of the survey administered as a part of this study was to evaluate progress toward meeting the goals of broader EHR adoption for perianesthesia nurses and the impact it is having on clinical practice documentation.

Author, Year	Setting	Population (n; Specialty)	Uses/Applications
Carlson et al., 2015 ²⁰	<i>Type of Institution:</i> Academic <i>Type of Practice:</i> Outpatient <i>Number of Participating Centers/Practices:</i> NA <i>Location:</i> Urban; USA	74 residents and 14 attending physicians; pediatrics	This study aimed to improve resident documentation timeliness. It measured the proportion of clinical documentation completed within 3 days (resident physicians) and proportion of attending physicians that completed their attestations within 14 days (as measured by time stamp data in EMR). A survey was administered to resident physicians measuring usual time to documentation completion, minutes for individual note completion after leaving patient's room, if documentation was completed in a timely manner, if documentation incorporated adequate physical exam, and if documentation contained an accurate list of diagnoses. A survey was administered to attending physicians measuring usual time to documentation completion, if documentation was completed in a timely manner, if documentation contained an accurate physical exam, if documentation had accurate list of diagnosis, and minutes per week spent attesting notes.
Chaparro et al., 2020 ²¹	<i>Type of Institution:</i> Academic children's hospital <i>Type of Practice:</i> NA <i>Number of Participating Centers/Practices:</i> NA <i>Location:</i> NA; USA	Attending physicians, fellows, residents, nurse practitioners, and physician assistants NA; NA	The study used the Institute for Healthcare Improvement model for improvement methodology to reduce interruptive alert burden for clinicians.
Chen et al., 2020 ²²	<i>Type of Institution:</i> Academic oculoplastic practice <i>Type of Practice:</i> Outpatient <i>Number of Participating Centers/Practices:</i> NA <i>Location:</i> NA; USA	3 attending physicians; ophthalmology	In this study, the authors evaluated how EHR adoption affected an oculoplastics practice via detailed analyses of the following outcomes: clinical volume, reimbursement, and patient experience and satisfaction.
Chen et al., 2023 ²³	<i>Type of Institution:</i> Cancer centers <i>Type of Practice:</i> NA <i>Number of Participating Centers/Practices:</i> 7 <i>Location:</i> Urban and rural; USA	Physicians; NA; NA	This study assessed the burden of EHR alerts. The alert was defined as interruptive if triggered when the patient chart was opened. If this alert was postponed, the alert presented again after 10 minutes or when the patient chart was reopened. The burden of interruptive alerts was measured by two metrics: <i>alert firing rate</i> (the number of times the alert fired during a specific period divided by the number of times the alert was completed during that period) and <i>alert handling time</i> . Assessed average time healthcare professionals spent completing an alert per encounter and average time spent postponing alerts per encounter.

Author, Year	Setting	Population (n; Specialty)	Uses/Applications
Collins et al., 2018²⁴	<i>Type of Institution:</i> Academic medical center <i>Type of Practice:</i> Inpatient <i>Number of Participating Centers/Practices:</i> 4 acute care general medicine units and 2 medical intensive care units <i>Location:</i> NA; USA	Nurses (RNs and LPNs – n not reported); acute and critical care settings	This study quantified documentation burden by analyzing number of flowsheets, which are primarily used by nurses to document assessments and interventions. Percentage of time spent outside of regularly scheduled work hours was reported in this study (measured by week).
Congelosi et al., 2023²⁵	<i>Type of Institution:</i> Academic medical center <i>Type of Practice:</i> NA <i>Number of Participating Centers/Practices:</i> NA <i>Location:</i> NA; USA	66 clinical staff (physician 38, physician assistants 5, nurse practitioners 12, and clinic nurses 11); surgery	This study examined changes in surgical healthcare professionals' perceptions of patient portal usage before and after its implementation.
Cross et al., 2023²⁶	<i>Type of Institution:</i> Organizations that use an Epic ambulatory EHR <i>Type of Practice:</i> NA <i>Number of Participating Centers/Practices:</i> 299 <i>Location:</i> NA; USA	75,124 physicians; primary care (family medicine, general internal medicine, pediatrics, and obstetrics and gynecology)	This study measured the total time in EHR per visit (i.e. clinic documentation, inbox, orders, chart review, and documentation length) and compared it to same variables at the organizational level. It also measured use of SmartTools (% of note text) and use of copy/paste (% of note text).
Cox et al., 2018²⁷	<i>Type of Institution:</i> Large academic medical center <i>Type of Practice:</i> NA <i>Number of Participating Centers/Practices:</i> NA <i>Location:</i> NA; USA	36 residents; general surgery	The study measured total EHR usage that occurred within scheduled work hours vs. outside work hours.
De Groot et al., 2022²⁸	<i>Type of Institution:</i> NA <i>Type of Practice:</i> Nursing Staff Panel <i>Number of Participating Centers/Practices:</i> NA <i>Location:</i> NA; The Netherlands	223 community nurses; NA	The goal of this study was to gain insight into community nurses' views on a potential relationship between their clinical and organizational documentation activities and their perceived nursing workload. The study measured perceived high workload of clinical documentation, estimated time per week spent on clinical documentation (survey- self reported), with interviews addressing how community nurses perceived clinical and organizational documentation in relation to their workload and how they perceived user-friendliness of electronic health records.

Author, Year	Setting	Population (n; Specialty)	Uses/Applications
De Hoop et al., 2021²⁹	<i>Type of Institution:</i> Large university medical center <i>Type of Practice:</i> NA <i>Number of Participating Centers/Practices:</i> NA <i>Location:</i> NA; Germany	19 physicians; NA	The aim of this study was to obtain a general profile of physician time expenditure and EHR limitations in a large university medical center in Germany. They also aimed to illustrate the merit of a tool allowing for easier capture and prioritization of specific clinical needs at the point of care. Data were measured through direct clinical observations, and semistructured interviews conducted to determine perceived limitations, frustrations, and desired improvements regarding the EHR.
Dela Cruz et al., 2015³⁰	<i>Type of Institution:</i> Academic hospital EDs <i>Type of Practice:</i> NA <i>Number of Participating Centers/Practices:</i> 2 <i>Location:</i> NA; USA	12 attending physicians; emergency medicine	This study was designed to compare physician time use and interruptions between an EHR system using typed data entry versus an EHR with voice recognition.
DiAngi et al., 2019³¹	<i>Type of Institution:</i> Academic and community <i>Type of Practice:</i> Inpatient and outpatient <i>Number of Participating Centers/Practices:</i> 127 academic and 20 community <i>Location:</i> NA; USA	147 clinicians; primary care, pediatric subspecialty, obstetric, behavioral health, and surgical subspecialty	The goal of this study was to measure time spent in the EHR after work hours (1 hour after last scheduled appointment to 30 minutes prior to first appointment the following day Monday-Friday) and user knowledge of EHR functionality/tools, frequency of use of tools, and self-perceived competence in EHR (5-point Likert scale). It also measured time to respond to inbox messages and frequency of closing encounters on the same workday (5-point Likert scale), level of ease in using various EHR functions (e.g., documenting a visit, placing orders, sending in basket messages, responding to in basket messages [further stratified by message type], closing an encounter, and cosigning notes) on 5-point Likert scale (very easy to very difficult).
Dibbs et al., 2022³²	<i>Type of Institution:</i> Tertiary pediatric hospital <i>Type of Practice:</i> NA <i>Number of Participating Centers/Practices:</i> NA <i>Location:</i> NA; USA	83 Surgeons and 28 APPs; surgery	The goal of this study was to investigate the number of login encounters and time expended on EMRs by surgeons and advanced practice providers (APPs) across several surgical specialties. The study differentiated between surgical clinicians (surgeons) and surgical APPs in terms of their EMR usage.
Earls et al., 2017³³	<i>Type of Institution:</i> Healthcare site affiliated with an academic medical center <i>Type of Practice:</i> NA <i>Number of Participating Centers/Practices:</i> NA <i>Location:</i> Rural; USA	7 physicians; family medicine	This study measured time spent in clinical documentation per week (at work vs. at home) collected using a smartphone time-tracking application for two 3-week periods.

Author, Year	Setting	Population (n; Specialty)	Uses/Applications
Ebbers et al., 2022³⁴	<i>Type of Institution:</i> Academic cancer care center <i>Type of Practice:</i> NA <i>Number of Participating Centers/Practices:</i> NA <i>Location:</i> Outpatient; The Netherlands	12 clinicians (4 head and neck surgeons, 4 residents, 2 fellows, and 2 physician assistants); oncology	This study investigated the current state of documentation burden within the EHR during consultations in a tertiary oncology center and assessed perceptions of head and neck cancer care clinicians on various aspects regarding EHR documentation and EHR satisfaction (using a validated survey questionnaire). EHR metrics were collected with time spent in all EHR tasks, broken down further into chart review, orders, documentation, and other administrative tasks.
Edwards et al., 2023³⁵	<i>Type of Institution:</i> Academic medical center <i>Type of Practice:</i> Outpatient <i>Number of Participating Centers/Practices:</i> NA <i>Location:</i> NA; USA	4 physicians (2 Pediatric endocrinologists and 2 developmental-behavioral pediatrics/pediatrician; pediatrics	This study presented the results of a pilot quality improvement project on use of medical scribes in two outpatient pediatric subspecialties, including both clinician and patient factors.
Ehrler et al., 2021³⁶	<i>Type of Institution:</i> Academic orthopedic unit <i>Type of Practice:</i> Inpatient <i>Number of Participating Centers/Practices:</i> NA <i>Location:</i> NA; Switzerland	40 nurses; NA	This study quantified the impact of an app that links to the EHR on time spent on clinical documentation as well as on direct interaction with the patients. Outcomes evaluated included overall EHR documentation, EHR documentation without vital signs, time spent documenting vital signs, time spent on uninterrupted EHR documentation, time spent on uninterrupted EHR documentation without vital signs, and uninterrupted time spent on vital signs
Ehrlich et al., 2016³⁷	<i>Type of Institution:</i> NA <i>Type of Practice:</i> Inpatient and outpatient <i>Number of Participating Centers/Practices:</i> NA <i>Location:</i> NA; USA	58 attending physicians; ophthalmology	The goal of this study was to understand the attitudes and perceptions of ophthalmologists toward an EHR system, before and after its clinical implementation.
Feely et al., 2023³⁸	<i>Type of Institution:</i> Academic medical center <i>Type of Practice:</i> NA <i>Number of Participating Centers/Practices:</i> NA <i>Location:</i> NA; Australia	224 allied health clinicians: physiotherapy (83), occupational therapy (31), speech pathology (21), social work (27), dietetics (21), clinical psychology (12), spiritual care (8), allied health assistant (5), music therapist (3), exercise physiologist (2), other (10); NA	The goal of this study was to assess system usability, level of proficiency, satisfaction, and evaluate the impact of an EMR implementation on workflows. System usability was measured along with time spent in accessing patient information (chart review) and documentation.

Author, Year	Setting	Population (n; Specialty)	Uses/Applications
Ferguson et al., 2023 ³⁹	<i>Type of Institution:</i> Interprofessional clinic <i>Type of Practice:</i> NA <i>Number of Participating Centers/Practices:</i> NA <i>Location:</i> Semirural; Canada	12 family physicians, NPs, and PAs; primary care	The goal of this study was to investigate how an electronic patient portal affected the use of traditional, synchronous primary care services over a much longer time period than any existing studies and to assess the impact of portal messaging on clinicians' workload.
Flanagan et al., 2019 ⁴⁰	<i>Type of Institution:</i> Veteran affairs primary care clinic <i>Type of Practice:</i> Outpatient <i>Number of Participating Centers/Practices:</i> NA <i>Location:</i> NA <i>Country:</i> USA	5 physicians (four primary care physicians and one specialist); primary care	The study evaluated burden related to EHR-related tasks in exam room and reported additional after-clinic hours to complete documentation (range=30 minutes to 3 hours per day).
Florig et al., 2021 ⁴¹	<i>Type of Institution:</i> Academic medical center <i>Type of Practice:</i> Outpatient <i>Number of Participating Centers/Practices:</i> NA <i>Location:</i> NA; USA	129 physicians; medicine, surgery, pediatrics, and obstetrics and gynecology	The goal of this study was to use EHR data to determine the impact of scribes on chart closure time across the institution and determine factors associated with differences in completion time.
Fouquet et al., 2021 ⁴²	<i>Type of Institution:</i> Level I Trauma Center and emergency department <i>Type of Practice:</i> Outpatient and inpatient <i>Number of Participating Centers/Practices:</i> NA <i>Location:</i> NA; USA	11 physicians; emergency medicine	The study examined the tasks associated with attending physician documentation workflow, including measuring interruptions, time and motion, documentation locations, and qualitative field notes. This was followed by analysis of documentation data from the electronic medical record system.
Frintner et al., 2021 ⁴³	<i>Type of Institution:</i> NA <i>Type of Practice:</i> Ambulatory and inpatient <i>Number of Participating Centers/Practices:</i> NA <i>Location:</i> NA; USA	1,069 physicians; pediatrics	The goals of the study were to examine (1) the early and midcareer pediatricians' perspectives on administrative tasks, including EHR documentation burden; (2) existing approaches to reduce burden; (3) variation of perspectives by specialization (e.g., generalist, subspecialist, or hospitalist); and (4) the effect of EHR burden on work–life balance and satisfaction with work. The survey was an annual survey administered by the American Academy of Pediatrics and was called the Pediatrician Life and Career Experience Study (PLACES).

Author, Year	Setting	Population (n; Specialty)	Uses/Applications
Gaffney et al., 2022⁴⁴	<i>Type of Institution:</i> National sample of physicians <i>Type of Practice:</i> Outpatient <i>Number of Participating Centers/Practices:</i> NA <i>Location:</i> NA; USA	1524 physicians; multiple specialties	This study assessed the burden of medical documentation on U.S. office-based physicians.
Gali et al., 2019⁴⁵	<i>Type of Institution:</i> Academic ophthalmology department <i>Type of Practice:</i> Outpatient <i>Number of Participating Centers/Practices:</i> NA <i>Location:</i> NA; USA	11 physicians (7 residents; 4 fellows); ophthalmology	This study evaluated ophthalmology trainee time spent on clinical activities in an outpatient clinic undergoing EHR implementation.
Gardner et al., 2019⁴⁶	<i>Type of Institution:</i> Rhode Island database of physicians <i>Type of Practice:</i> Inpatient and outpatient <i>Number of Participating Centers/Practices:</i> NA <i>Location:</i> Urban and rural; USA	1792 physicians; NA	The goal of this study was to understand how stress related to health information technology use predicts burnout among physicians. Health-information-technology-related stress measures include: 1) whether the EHR adds to the frustration of one's day, 2) sufficiency of time for documentation, and 3) the amount of time spent on the EHR at home. Questions were developed and approved by an ongoing multi-stakeholder consensus process, described previously.
Gesner et al., 2022⁴⁷	<i>Type of Institution:</i> Academic hospital <i>Type of Practice:</i> Inpatient <i>Number of Participating Centers/Practices:</i> NA <i>Location:</i> Urban; USA	69 nurses; various specialties	The aim of this study was to explore documentation burden among nurses and whether it is a contributing factor to clinician burnout syndrome. To measure documentation burden, two surveys were administered: the SUS survey (validated) to evaluate EHR usability and the BurDoNsaM survey (validated), which consists of six subscales: view of clinical documentation, burden of documentation, hospital leadership and documentation, and time taken to complete documentation.
Gidwani et al., 2017⁴⁸	<i>Type of Institution:</i> Family medicine clinic associated with a large academic medical center <i>Type of Practice:</i> Outpatient <i>Number of Participating Centers/Practices:</i> NA <i>Location:</i> NA; USA	4 physicians; family medicine	This study assessed time to chart close (calculated as the time from appointment start to the physician signing the chart note, marked by timestamps in the EHR).

Author, Year	Setting	Population (n; Specialty)	Uses/Applications
Gilman et al., 2023⁴⁹	<i>Type of Institution:</i> Academic medical center – ambulatory practice <i>Type of Practice:</i> Outpatient <i>Number of Participating Centers/Practices:</i> NA <i>Location:</i> NA; USA	57 physicians; internal medicine	The goal of this study was to decrease the EHR clerical burden and improve patient/clinician satisfaction via visit facilitators (trained allied health staff) to assist the physician in clinical and administrative tasks. Areas assessed included time spent locating and reviewing outside material, time spent teeing up/modifying orders, time spent completing documentation, time spent resolving in baskets, time spent completing the after-visit summary and dismissal letter, time spent completing forms, time spent completing visit-related work tasks outside work, and time spent face to face with the patient.
Goldberg et al., 2023⁵⁰	<i>Type of Institution:</i> Multiple settings <i>Type of Practice:</i> NA <i>Number of Participating Centers/Practices:</i> NA <i>Location:</i> Urban, suburban, and rural; USA	27 physicians and nurse practitioners; primary care	This study describes clinicians' experiences with burnout and mental health challenges during the COVID-19 pandemic, noting that high levels of documentation were among the contributors to burnout.
Goldstein et al., 2019⁵¹	<i>Type of Institution:</i> Academic medical center <i>Type of Practice:</i> Outpatient <i>Number of Participating Centers/Practices:</i> NA <i>Location:</i> NA; USA	70 physicians; ophthalmology	This study assessed time spent in the EHR per office visit, progress note length, and time to chart closure.
Golob et al., 2015⁵²	<i>Type of Institution:</i> Level 1 trauma center <i>Type of Practice:</i> Inpatient <i>Number of Participating Centers/Practices:</i> NA <i>Location:</i> NA; USA	Trauma surgeons NA; surgery	This study assessed the impact of scribe utilization on improving documentation efficiency while also yielding a financial benefit to the institution.
Harris et al., 2018⁵³	<i>Type of Institution:</i> Rhode Island Department of Health <i>Type of Practice:</i> Inpatient and outpatient <i>Number of Participating Centers/Practices:</i> NA <i>Location:</i> NA; USA	371 APRN's; NA	This study characterized health information technology use and measured associations between EHR-related stress and burnout among APRNs.

Author, Year	Setting	Population (n; Specialty)	Uses/Applications
Heaton et al., 2018 ⁵⁴	<i>Type of Institution:</i> Academic <i>Type of Practice:</i> NA <i>Number of Participating Centers/Practices:</i> NA <i>Location:</i> NA; USA	Physicians NA; emergency medicine	The goal of study was to compare how ED practitioners spent their time on a shift, with and without a scribe on their team.
Ho et al., 2023 ⁵⁵	<i>Type of Institution:</i> Academic medical center <i>Type of Practice:</i> Inpatient <i>Number of Participating Centers/Practices:</i> NA <i>Location:</i> Urban; USA	53 trainees (43 residents and 10 fellows); vascular medicine	This study characterized trainee EMR activity in the vascular surgery service to identify modifiable factors associated with high EMR use.
Hilliard et al., 2020 ⁵⁶	<i>Type of Institution:</i> Two academic ambulatory sites <i>Type of Practice:</i> Outpatient <i>Number of Participating Centers/Practices:</i> NA <i>Location:</i> NA; USA	422 clinicians (358 physicians, 47 APRNs, 17 PAs); NA	The study sought to examine the association between clinician burnout and measures of electronic health record (EHR) workload and efficiency, using vendor derived EHR action log data. Questions were developed and approved by an ongoing multi-stakeholder consensus process, described previously.
Holmgren et al., 2021 ⁵⁷	<i>Type of Institution:</i> Ambulatory care settings at an academic medical center <i>Type of Practice:</i> Outpatient <i>Number of Participating Centers/Practices:</i> NA <i>Location:</i> NA; USA	622 resident physicians; NA	This study measured how much time resident physicians spend in the EHR during clinic hours and after- hours, and how EHR usage changes as they gain experience over a 12-month period. Variables included mean EHR time per patient, mean EHR time for documentation, mean EHR time for chart review, mean EHR time for orders, and mean percentage of EHR time spent after hours.
Holmgren et al., 2022 ⁵⁸	<i>Type of Institution:</i> All physicians and advance practice providers using Epic as their ambulatory EHR <i>Type of Practice:</i> Outpatient <i>Number of Participating Centers/Practices:</i> NA <i>Location:</i> Urban, suburban, and rural; USA	341,234 clinicians; NA	This study evaluated the immediate impact of patient access to clinician notes on clinician note length and time spent documenting in the EHR. Dependent variables were mean progress note length (i.e. number of characters per note), mean time documenting in the notes section of the EHR per visit and per progress notes written. There was no evidence of a change in note length or time spent writing notes following the implementation of the policy, suggesting patient access to clinical notes did not increase documentation workload for clinicians.

Author, Year	Setting	Population (n; Specialty)	Uses/Applications
Holmgren et al., 2022⁵⁹	<i>Type of Institution:</i> Ambulatory care health systems <i>Type of Practice:</i> Outpatient <i>Number of Participating Centers/Practices:</i> 351 <i>Location:</i> NA; USA	Physicians NA; NA	This study evaluated the association between state-level malpractice climate and clinician time spent in the EHR.
Horn et al., 2021⁶⁰	<i>Type of Institution:</i> Acute care pediatric organization <i>Type of Practice:</i> Inpatient <i>Number of Participating Centers/Practices:</i> NA <i>Location:</i> NA; USA	97 nurses; medical and surgical	This study determined if there are differences in nursing documentation and satisfaction using a pediatric admission history database before and after an intervention. The project aimed to compare nursing EHR documentation time, dataset completion rate, and satisfaction preimplementation and postimplementation of an essential clinical dataset intervention. The study intervention was a validated tool (although the data collection instrument that measured documentation burden was researcher designed– but not otherwise validated) utilizing active time to document, and the number of clicks, mouse or keyboard, to complete nursing documentation of the pediatric admission history form.
Hripcsak et al., 2011⁶¹	<i>Type of Institution:</i> Academic medical center <i>Type of Practice:</i> Inpatient <i>Number of Participating Centers/Practices:</i> NA <i>Location:</i> NA; USA	4,121 participants (1,725 nurses, 777 resident physicians, 704 attending physicians, 161 APPs (NP/PAs), 199 social workers, 166 OT/PT, 62 respiratory therapists, 25 dieticians, 28 dietician interns, 45 chemotherapy administrators, 3 child life specialists, 2 speech pathologists, 1 psychologist, 67 other); pathology and clinical laboratory services	Constructs measured in this study were the number of notes authored per week per user/healthcare professional (as measured by usage log in EMR) AND total number of notes per type of healthcare professional, and mean time spent in clinical documentation (writing notes) per day (in minutes) per type of healthcare professional.

Author, Year	Setting	Population (n; Specialty)	Uses/Applications
Hsieh et al., 2017 ⁶²	<i>Type of Institution:</i> Tertiary medical center <i>Type of Practice:</i> Inpatient <i>Number of Participating Centers/Practices:</i> NA <i>Location:</i> NA; Taiwan	22 staff nurses; NA	This study assessed time spent in clinical documentation and nurse satisfaction in EHR usability, content, functionality, and effectiveness.
Jhaveri et al., 2021 ⁶³	<i>Type of Institution:</i> Academic primary care pediatrics practice <i>Type of Practice:</i> Outpatient <i>Number of Participating Centers/Practices:</i> NA <i>Location:</i> NA; USA	6 clinicians (5 physicians, 1 NP); pediatrics	This study examined the impact of medical scribes on actual and perceived documentation time in an academic pediatric outpatient practice. Documentation burden was analyzed by the following metrics: Documentation time per patient, EHR time per patient, time spent in the EHR after hours, timeliness in signing note. Clinicians also provided estimations of remaining documentation time per visit, at home EHR time per clinic visit, and at home EHR time per week.
Joukes et al., 2018 ⁶⁴	<i>Type of Institution:</i> University hospitals <i>Type of Practice:</i> NA <i>Number of Participating Centers/Practices:</i> 2 <i>Location:</i> NA; The Netherlands	24 attending physicians; all specialties	This study assessed time spent in documentation.
Kadish et al., 2018 ⁶⁵	<i>Type of Institution:</i> Academic medical center <i>Type of Practice:</i> Outpatient <i>Number of Participating Centers/Practices:</i> NA <i>Location:</i> NA; USA	185 clinicians (133 MDs, 42 NPs, and 10 PAs); medical oncology	This study assessed time spent in EHR broken down by documentation, clinical review, orders, and inbox management (reported by time of day that activity occurred, and percentage of total time spent in each particular activity), and percent of office visits closed the same day (documentation completed and charge entered). Also, it measured self-reported confidence in the EMR overall and in five key activities: placement of orders (excluding chemotherapy), documentation, chemotherapy ordering, clinical review, and inbox message management.
Kannampallil et al., 2018 ⁶⁶	<i>Type of Institution:</i> Emergency department at academic hospital <i>Type of Practice:</i> NA <i>Number of Participating Centers/Practices:</i> NA <i>Location:</i> Urban; USA	8 attending physicians; emergency medicine	This study assessed time spent in documentation, review, orders, and onscreen navigation and whether this correlated with performance (time for door-to-institution, door-to-doctor, door-to-disposition, and length of stay) and workflow effectiveness.

Author, Year	Setting	Population (n; Specialty)	Uses/Applications
Karp et al., 2019 ⁶⁷	<i>Type of Institution:</i> Academic medical center <i>Type of Practice:</i> Inpatient <i>Number of Participating Centers/Practices:</i> NA <i>Location:</i> NA; USA	Nurses NA; study reported number of admission patient histories completed pre (n=536) and post (n=640) intervention; medical-surgical, ICU, emergency department, step-down, and telemetry units	The goal of this study was to determine whether a standardized nursing admission patient history form improved nursing efficiency and quality of documentation (as measured by the number of data elements documented in the admission patient history, the number of mouse clicks required to complete the admission patient history for each encounter, and time spent documenting patient admission history per episode of care ([measured by EHR system timer data and validated by an electronic video recording of a sample of nurses completing the forms and comparing the system timers to the video recording timers])).
Kesler et al., 2022 ⁶⁸	<i>Type of Institution:</i> Academic medical center <i>Type of Practice:</i> Outpatient <i>Number of Participating Centers/Practices:</i> NA <i>Location:</i> NA; USA	1060 physicians (28 orthopedic surgeons, 134 other surgeon, 898 nonsurgical medicine physicians); all specialties	The goals of this study were to (1) characterize the utilization of the EHR by orthopaedic surgeons at an academic medical center; (2) identify specific activities done in the EHR with notable time usage; and (3) compare EHR usage between orthopaedic surgeons, other surgical subspecialties, and medicine physicians. The study looked at the number of messages received per day, time spent answering inbox messages, time per completed message, and time reviewing medical record/imaging.
Khan et al., 2022 ⁶⁹	<i>Type of Institution:</i> Academic tertiary care center <i>Type of Practice:</i> NA <i>Number of Participating Centers/Practices:</i> NA <i>Location:</i> NA; USA	317 nurses working in ICU setting; medical, neurosurgical, surgical trauma ICU	This study quantified the amount of time spent by intensive care nurses in the electronic health record, with results categorized based on whether the nurse was full-time, part-time, or PRN. The assessment included total time in the EHR, time spent on documentation, chart review, order entry, and medication administration. Additionally, the total number of chart clicks was also evaluated.
Krawiec et al., 2020 ⁷⁰	<i>Type of Institution:</i> PICU at university-affiliated tertiary care facility <i>Type of Practice:</i> Inpatient <i>Number of Participating Centers/Practices:</i> NA <i>Location:</i> NA; USA	7 attending physicians; pediatrics	This study assessed total active time (any EHR activity), chart review time (time spent reviewing clinical documents, patient flowsheet, medication administration record), documentation time (time spent performing clinical documentation), time spent in messages, and order entry time during all hours and after hours (i.e., between 7:00 P.M. and 8:00 A.M..).
Kroth et al., 2018 ⁷¹	<i>Type of Institution:</i> Academic and community practices <i>Type of Practice:</i> Outpatient <i>Number of Participating Centers/Practices:</i> NA <i>Location:</i> NA; USA	41 clinicians. (40 physicians, 1 APRN); family and internal medicine	This goal of this study was to determine the specific aspects of health information and communications technologies, including EHRs, most associated with physician burnout, and identify effective coping strategies. Mini Z was administered (validated) and focus groups conducted.

Author, Year	Setting	Population (n; Specialty)	Uses/Applications
Kroth et al., 2019 ⁷²	<i>Type of Institution:</i> Academic medical centers <i>Type of Practice:</i> NA <i>Number of Participating Centers/Practices:</i> 3 <i>Location:</i> NA; USA	282 clinicians (mix of physicians and advanced practice clinicians, including nurse practitioners and physician assistants); general internal medicine, medical subspecialties, general pediatrics, pediatric subspecialties, and family medicine	This study investigated the association between EHR design and use factors and clinician stress and burnout, also identifying other contributing sources to this problem. The methodology encompassed using questions from previously validated instruments to measure stress and burnout
Kumah-Crystal et al., 2021 ⁷³	<i>Type of Institution:</i> Academic medical center <i>Type of Practice:</i> Outpatient <i>Number of Participating Centers/Practices:</i> NA <i>Location:</i> NA; USA	16 clinicians (mix of physicians and nurse practitioners); pediatric endocrinology	This study assessed usefulness of a previsit questionnaire in clinician documentation content and length. The number of words typed was used as a surrogate outcome measure for documentation burden.
Lam et al., 2021 ⁷⁴	<i>Type of Institution:</i> Outpatient academic clinic <i>Type of Practice:</i> Outpatient <i>Number of Participating Centers/Practices:</i> NA <i>Location:</i> NA; USA	6 physicians; dermatology	The aim of this study was to assess the impact of a scribe on physician and patient satisfaction at an academic dermatology clinic. Documentation burden was measured by time spent charting, time spent charting after hours, active documentation time per patient, and %percentage of charts closed within 72 hours.
Li et al., 2023 ⁷⁵	<i>Type of Institution:</i> Hospital setting <i>Type of Practice:</i> Inpatient <i>Number of Participating Centers/Practices:</i> NA <i>Location:</i> NA; China	952 physicians; NA	This study explored a user-friendly approach to make text entry easier and faster for Chinese physicians.
Lilly et al., 2019 ⁷⁶	<i>Type of Institution:</i> Academic medical center <i>Type of Practice:</i> Inpatient <i>Number of Participating Centers/Practices:</i> NA <i>Location:</i> NA; USA	Physicians; NA; ICU	This study evaluated the relationship between EHR-related workload and ICU team member burnout. Measures included documentation length and documentation-related task time.

Author, Year	Setting	Population (n; Specialty)	Uses/Applications
Lindsay et al., 2022⁷⁷	<i>Type of Institution:</i> A health system (academic and nonacademic) <i>Type of Practice:</i> Outpatient and inpatient <i>Number of Participating Centers/Practices:</i> Three hospitals and over 150 ambulatory platforms <i>Location:</i> NA; USA	161 nurses; NA	The purpose of this study was to implement and evaluate the effectiveness of modifications made to nursing reassessment documentation across a large health system to decrease time spent in documentation using timestamped audit logs and video motion-time recording. Workflow redesign and documentation practice changes led to a notable improvement in time in the EHR, time in flowsheets, time spent in documentation, and number of steps to complete reassessment documentation.
Linzer et al., 2016⁷⁸	<i>Type of Institution:</i> Academic medical centers <i>Type of Practice:</i> Multiple settings <i>Number of Participating Centers/Practices:</i> NA <i>Location:</i> NA; USA	579 clinicians (554 MDs/DOs, 12 NPs, 9 PAs, 4 other); family and internal medicine	This study aimed to assess academic general internal medicine work life balance and determine remediable predictors of stress and burnout (using validated survey to measure stress).
Lo et al., 2022⁷⁹	<i>Type of Institution:</i> Academic mental health hospital <i>Type of Practice:</i> NA <i>Number of Participating Centers/Practices:</i> NA <i>Location:</i> NA; Canada	314 physicians; NA	This study evaluated the impact of pandemic-related changes in the EHR on clinician burden. Metrics evaluated were total time spent in EHR per patient, documentation time/patient, order time/patient, and proportion of time spent after hours in EHR.
Loszko et al., 2023⁸⁰	<i>Type of Institution:</i> Academic medical center <i>Type of Practice:</i> NA <i>Number of Participating Centers/Practices:</i> NA <i>Location:</i> Urban; USA	51 attending physicians; surgery	The study objectively quantified EHR usage for acute care surgery and compared it to other general surgery specialties.
Lou et al., 2022⁸¹	<i>Type of Institution:</i> Academic medical center <i>Type of Practice:</i> Outpatient and inpatient <i>Number of Participating Centers/Practices:</i> NA <i>Location:</i> NA; USA	75 resident physicians (35 internal medicine, 23 pediatrics, 17 anesthesia); internal medicine, pediatrics, anesthesiology	This study characterized the evolution of burnout at a monthly timescale, measured the association between time-varying clinical workload and burnout, and determined whether burnout is associated with an increased risk for wrong-patient errors. EHR variables that were measured included total time spent using the EHR; time spent using the EHR after-hours (between 6:00 P.M. and 6:00 A.M.); patient load (number of patients seen per day); time spent on the clinical inbox; number of ordering sessions per patient per day; time spent writing notes per patient per day; and time spent on chart review per patient per day.

Author, Year	Setting	Population (n; Specialty)	Uses/Applications
Ludley et al., 2023⁸²	<i>Type of Institution:</i> Trauma center <i>Type of Practice:</i> NA <i>Number of Participating Centers/Practices:</i> NA <i>Location:</i> NA; UK	Physicians NA; Orthopedic surgery	This study assessed the documentation burden for trauma patients by contrasting entries against predetermined key information elements, dubbed 'data entry points' and by evaluating completeness of entries.
Mamykina et al., 2012⁸³	<i>Type of Institution:</i> Large teaching hospital <i>Type of Practice:</i> General medicine ward; inpatient <i>Number of Participating Centers/Practices:</i> 1 <i>Location:</i> NA; USA	11 resident physicians; general medicine	The study revealed that electronic documentation practices among resident physicians are highly fragmented, leading to inefficiencies. It highlighted a significant mismatch between clinical workflows and electronic documentation systems, emphasizing the need for better system design to support clinical activities more effectively.
Mamykina et al., 2016⁸⁴	<i>Type of Institution:</i> Large teaching hospital <i>Type of Practice:</i> General medicine ward; inpatient <i>Number of Participating Centers/Practices:</i> 1 <i>Location:</i> NA; USA	7 resident physicians; general medicine	This study analyzed how medical residents allocated their shift time, focusing on computer usage for clinical documentation, chart review, and order entry. The duration of shifts varied, often extending up to 14 hours.
Mani et al., 2023⁸⁵	<i>Type of Institution:</i> Academic medical center <i>Type of Practice:</i> NA <i>Number of Participating Centers/Practices:</i> NA <i>Location:</i> NA; USA	636 physicians (141 residents/ fellows; 495 attending physicians); all	This study aimed to (1) determine the impact of COVID-19 (coronavirus disease 2019) and the corresponding increase in use of telemedicine on volume, efficiency, and burden of electronic health record (EHR) usage by residents and fellows; and (2) to compare these metrics with those of attending physicians. Metrics to measure documentation burden were Time in In Basket per day, Time outside of 7:00 A.M. to 7:00 P.M., and Time in notes.
Marckini et al., 2019⁸⁶	<i>Type of Institution:</i> Adult congenital heart disease specialists <i>Type of Practice:</i> NA <i>Number of Participating Centers/Practices:</i> NA <i>Location:</i> NA; USA and Canada	110 clinicians (88 based at an academic medical center); NA	The goal of this study was to assess stress associated with EHRs and its relationship with burnout.

Author, Year	Setting	Population (n; Specialty)	Uses/Applications
Marmor et al., 2018 ⁸⁷	<i>Type of Institution:</i> Academic teaching institution <i>Type of Practice:</i> Outpatient <i>Number of Participating Centers/Practices:</i> NA <i>Location:</i> NA; USA	39 attending physicians; internal medicine, cardiology, gastroenterology	This study evaluated time spent in EHR during and after work hours.
Melnick et al., 2020 ⁸⁸	<i>Type of Institution:</i> U.S. physicians from all specialties <i>Type of Practice:</i> NA <i>Number of Participating Centers/Practices:</i> NA <i>Location:</i> NA; USA	870 physicians; all specialties	This study applied the SUS to the EHR and assessed associations with burnout.
Micek et al., 2022 ⁸⁹	<i>Type of Institution:</i> Ambulatory academic center <i>Type of Practice:</i> Outpatient <i>Number of Participating Centers/Practices:</i> NA <i>Location:</i> NA; USA	200 physicians; family medicine, pediatrics, and internal medicine	The study aimed to evaluate the impact of a remote scribe program in a primary care academic clinic on physician wellness, EHR satisfaction, and specific EHR use metrics. It focused on measuring the mean hours spent per 8-hour shift on EHR, documentation, inbox, and work outside of work, along with the percentage of patient visits documented on the same day.
McIlreevy et al., 2021 ⁹⁰	<i>Type of Institution:</i> A 22-state network with hospitals, urgent care, primary care clinics, home health, and imaging centers <i>Type of Practice:</i> Outpatient and inpatient <i>Number of Participating Centers/Practices:</i> NA <i>Location:</i> NA; USA	Nurses NA; NA	The aim of this study was to evaluate the removal of duplicative or unnecessary fields and reordering fields on the admission form to increase documentation that is meaningful to the patient story.
Meltzer et al., 2022 ⁹¹	<i>Type of Institution:</i> academic primary care <i>Type of Practice:</i> Outpatient <i>Number of Participating Centers/Practices:</i> NA <i>Location:</i> NA; USA	43 practitioners (27 MDs, 10 NPs, 5 PAs, 1 missing); family and internal medicine	The goal of this study was to improve patient and practitioner experiences with the EHR, they sought to conduct an assessment of practitioner use of EHR communication skills, as well as patient and practitioner experiences and attitudes regarding EHR use during clinical encounters.

Author, Year	Setting	Population (n; Specialty)	Uses/Applications
Mishra et al., 2018 ⁹²	<i>Type of Institution:</i> nonacademic medical center facilities <i>Type of Practice:</i> NA <i>Number of Participating Centers/Practices:</i> 2 <i>Location:</i> NA; USA	18 physicians; primary care	The outcomes of this study were PCP-reported perceptions of documentation burden and visit interactions, objective measures of mean number of minutes each physician spent on EHR documentation during and after clinic hours (time stamped), time required for closing encounters, and patient-reported perceptions of visit quality.
Mosquera et al., 2021 ⁹³	<i>Type of Institution:</i> Academic medical center <i>Type of Practice:</i> Outpatient <i>Number of Participating Centers/Practices:</i> NA <i>Location:</i> Urban; USA	51 physicians (24 attendings, 27 resident physicians); psychiatry	The study examined how objective EHR use correlates with physician well-being with a goal to develop preliminary recommendations for well-being-based EHR interventions. Constructs measured were time spent in the EHR (i.e. total, and broken down into clinical review and documentation), percent visits closed, and documentation length. Well-being was measured by the Mean Maslach Burnout Inventory, Utrecht Work Engagement Scale, and Professional Quality-of-Life Scale scores for subdomains.
Moy et al., 2020 ⁹⁴	<i>Type of Institution:</i> Academic multiple settings (acute care unit, intensive care unit, ambulatory clinic, emergency department) <i>Type of Practice:</i> NA <i>Number of Participating Centers/Practices:</i> NA <i>Location:</i> NA; USA	34 clinicians – physicians, resident physicians, and NP/PAs, and 13 nurses; acute care, intensive care, ambulatory, emergency medicine	The study examined the results of a time– motion study performed among clinicians in different roles (clinicians vs. RNs) and practice settings. Measures of burden included clinical information tasks (documentation, orders, chart review, medication administration/reconciliation, log on/off, smart phone messaging app) and workflow fragmentation (measured by task switching). Number of tasks switched and task duration varied across clinical setting and clinical role (higher switch rates in ED). The conclusion was that interruption rate evaluated through task switches may serve as a proxy for measuring clinical documentation burden.
Moy et al., 2021 ⁹⁵	<i>Type of Institution:</i> Medical center emergency department <i>Type of Practice:</i> NA <i>Number of Participating Centers/Practices:</i> NA <i>Location:</i> Urban; USA	15 clinicians (10 resident physicians and 5 physician assistants); emergency medicine	This study defined EHR documentation burden as data-entering or data-viewing tasks involving the EHR. Data-entering tasks comprised entering orders, entering data, and documenting handoff/sign-out. Data-viewing tasks comprised viewing patient list/schedule and viewing data. Overall, data-entering tasks had longer average durations than data-viewing tasks at baseline. The study also assessed multitasking and workflow fragmentation. (1) workflow fragmentation as the frequency of task-switches that occur per minute (i.e., task-switch rate) for each observation, and (2) magnitude of workflow fragmentation as the average seconds(s) spent on a single task (i.e., average duration) prior to switching to another task in the workflow for each observation.
Munyisia et al., 2012 ⁹⁶	<i>Type of Institution:</i> Hospital setting <i>Type of Practice:</i> Inpatient <i>Number of Participating Centers/Practices:</i> NA <i>Location:</i> NA; Australia	Nurses NA; NA	This study examined the effect of the introduction of an electronic nursing documentation system on the efficiency of documentation in a residential aged care facility.

Author, Year	Setting	Population (n; Specialty)	Uses/Applications
Nguyen et al., 2022 ⁹⁷	<i>Type of Institution:</i> Academic medical health center <i>Type of Practice:</i> Outpatient <i>Number of Participating Centers/Practices:</i> NA <i>Location:</i> NA; USA	441 physicians; general internal medicine, general pediatrics, and family medicine	The goal of this study was to assess time spent in the EHR: (1) total time spent interacting with the EHR, (2) time spent outside scheduled clinical hours, (3) time spent documenting, and (4) time spent on inbox management.
Nguyen et al., 2022 ⁹⁸	<i>Type of Institution:</i> Academic health system <i>Type of Practice:</i> Outpatient and inpatient <i>Number of Participating Centers/Practices:</i> NA <i>Location:</i> NA; USA	83 physicians; neurology	The goal of this study was to quantify how long neurologists spend in the EHR.
Nguyen et al., 2023 ⁹⁹	<i>Type of Institution:</i> Ambulatory care organization <i>Type of Practice:</i> Outpatient <i>Number of Participating Centers/Practices:</i> NA <i>Location:</i> NA; USA	Physicians NA; NA	The purpose of this study was to optimize the acceptance rates of medication point-of-prescribing alerts within the EMR of an ambulatory care.
Nguyen et al., 2023 ¹⁰⁰	<i>Type of Institution:</i> Academic medical center <i>Type of Practice:</i> Outpatient <i>Number of Participating Centers/Practices:</i> NA <i>Location:</i> NA; USA	Physicians NA; family medicine	This study evaluated how the Patients Over Paperwork (POP) initiative influenced documentation burden.
Olson et al., 2019 ¹⁰¹	<i>Type of Institution:</i> Academic, community and private practices <i>Type of Practice:</i> NA <i>Number of Participating Centers/Practices:</i> NA <i>Location:</i> NA; USA	475 practicing physicians; all specialties	This study aimed to identify remediable stressors associated with burnout. Insufficient documentation time and excessive time spent on EMR at home was associated with burnout (measured by Mini Z which is a validated survey).

Author, Year	Setting	Population (n; Specialty)	Uses/Applications
Ong et al., 2021 ¹⁰²	Type of Institution: Ambulatory practice Type of Practice: Outpatient Number of Participating Centers/Practices: NA Location: NA; USA	31 physicians; NA	This study measured the change in and magnitude of EHR usage after individual physicians worked with a virtual scribe. Measures of documentation burden included total time spent in EHR and other EHR related metrics.
Overhage et al., 2020 ¹⁰³	Type of Institution: Integrated delivery networks (34%), regional hospitals (30%), physician groups (22%), and academic medical centers (11%) Type of Practice: NA Number of Participating Centers/Practices: NA Location: NA; USA	155,000 physicians; all specialties	This study described how much time ambulatory medical subspecialists and primary care physicians across several U.S. care delivery systems spend on various EHR functions (documentation, inbox, and orders-related tasks) during work and after hours (between 6:00 P.M. and 6:00 A.M. local time on weekdays and anytime on weekends).
Parker et al., 2021 ¹⁰⁴	Type of Institution: hospital setting Type of Practice: Inpatient Number of Participating Centers/Practices: NA Location: NA; USA	54 physicians (19 resident and 35 attending physicians); dermatology	This study aimed to determine if there are gender differences in EHR documentation patterns that may contribute to the increased burnout among female dermatologists.
Patel et al., 2023 ¹⁰⁵	Type of Institution: Academic medical center Type of Practice: NA Number of Participating Centers/Practices: NA Location: Urban; USA	12 residents; neurosurgery	This study described the amount of EHR time spent by PGY-2 and PGY-3 neurosurgery residents during on-call days and the distribution of EHR activities in which they engage.
Peccoraro et al., 2021 ¹⁰⁶	Type of Institution: Large academic medical center Type of Practice: Outpatient and inpatient Number of Participating Centers/Practices: NA Location: NA; USA	1346 clinical faculty across all specialties (MDs/DOs/PhDs); all specialties	The goal of this study was to identify specific thresholds of daily EHR time after work and daily clerical time burden associated with burnout in clinical faculty. To assess burden of the EHR, investigators used the Mini Z which is a validated tool.

Author, Year	Setting	Population (n; Specialty)	Uses/Applications
Perotte et al., 2022 ¹⁰⁷	<i>Type of Institution:</i> Academic medical center emergency department <i>Type of Practice:</i> NA <i>Number of Participating Centers/Practices:</i> NA <i>Location:</i> NA; USA	239 healthcare workers (scribes, residents, advanced practice providers, and attendings) NA; emergency medicine	This study explored the relationship between dot phrase usage and a set of factors that can measure efficiency such as: note length, time to note completion, time to note cosignature, and CPT coding level.
Phillips et al., 2021 ¹⁰⁸	<i>Type of Institution:</i> Med-surg units at an academic medical center <i>Type of Practice:</i> Inpatient <i>Number of Participating Centers/Practices:</i> NA <i>Location:</i> 3; USA	Nurses NA; medical surgical nurses	The purpose of this quality improvement project was to conduct a scholarly assessment of the information collected within the nursing admission encounter and implement content revisions across three pilot medical surgical units with a goal to decrease the number of clicks and time expended to document electronically an acute admission encounter by 20% and to project the number of hours returned to patient care as a result of decreasing computer clicks.
Raney et al., 2020 ¹⁰⁹	<i>Type of Institution:</i> Academic medical center affiliate clinics <i>Type of Practice:</i> NA <i>Number of Participating Centers/Practices:</i> NA <i>Location:</i> NA; USA	47 physicians; pediatric oncology	Documentation burden was measured in this study as clinician compliance with oral chemotherapy documentation.
Rassolian et al., 2017 ¹¹⁰	<i>Type of Institution:</i> Survey from American Board of Family Medicine certification exam <i>Type of Practice:</i> NA <i>Number of Participating Centers/Practices:</i> NA <i>Location:</i> NA; USA	1752 physician; family medicine	The purpose of the study was to examine burnout in a national sample of board-certified family physicians.
Rittenberg et al., 2022 ¹¹¹	<i>Type of Institution:</i> Academic hospital system <i>Type of Practice:</i> NA <i>Number of Participating Centers/Practices:</i> NA <i>Location:</i> NA; USA	150 physicians; primary care	The study examined gender differences in EHR usage among primary care physicians, delving into potential causes for these disparities. It measured EHR usage metrics such as time spent in the EHR, including time for notes, orders, inbox management, and clinical review, both during scheduled hours (between 7:00 A.M. and 7:00 P.M.) and outside these hours. The study also evaluated time spent on EHR tasks on unscheduled days and the average response time for inbox messages.

Author, Year	Setting	Population (n; Specialty)	Uses/Applications
Rotenstein et al., 2022¹¹²	<i>Type of Institution:</i> Ambulatory setting <i>Type of Practice:</i> Outpatient <i>Number of Participating Centers/Practices:</i> NA <i>Location:</i> NA; USA	1368 nonfederally employed physicians who provided office-based patient care in 2019 and completed the 2019 National Electronic Health Records Survey; primary care, surgical, medical	The study assessed EHR satisfaction, perceptions of clinical documentation time, and staff support for documentation in physician and nonphysician-owned practices using the National Electronic Health Records Survey. This survey, conducted annually by the National Center for Health Statistics, explores respondents' views on documentation functions and burden, and staff support for documentation. It includes questions about EHR satisfaction, ease of documenting clinical care, appropriateness of documentation time, impact on patient time, and the perception that documentation for billing purposes increases time spent on documentation tasks.
Rotenstein et al., 2022¹¹³	<i>Type of Institution:</i> Academic medical centers <i>Type of Practice:</i> Outpatient <i>Number of Participating Centers/Practices:</i> 2 <i>Location:</i> NA; USA	291 physicians; primary care	The aim of this study was to characterize measures of EHR use and ambulatory care quality performance among PCPs.
Rotenstein et al., 2023¹¹⁴	<i>Type of Institution:</i> National database of physicians who used Epic in ambulatory setting <i>Type of Practice:</i> Outpatient <i>Number of Participating Centers/Practices:</i> NA <i>Location:</i> Urban, suburban, and rural; USA	215,207 physicians; medical specialties, surgical specialties, primary care	The study explored the variation in EHR note composition strategies among physicians, focusing on the impact of these strategies on time spent in the EHR and on documentation, including after-hour work. It analyzed how physicians use different tools for drafting clinical notes and correlated these methods with time allocation across various EHR activities and specialties. This approach provided insights into the efficiency of note composition practices and their implications for physician workload.
Ruan et al., 2022¹¹⁵	<i>Type of Institution:</i> Hospital/health system <i>Type of Practice:</i> NA <i>Number of Participating Centers/Practices:</i> NA <i>Location:</i> NA; USA	495 physicians (176 in primary care; 263 in subspecialty care; and 56 in surgical specialties); medical specialties, surgical specialties, primary care	This study used metrics from physician action logs to analyze volume, physician efficiency and burden as impacted by telemedicine implementation during the COVID-19 pandemic. Number of appointments per day, aggregate messages, same day visit closer rate, PEP score, proficiency score, time and notes, turnaround time, time in in basket, pajama time, time outside 7:00 A.M. to 7:00 P.M., and time on unscheduled days.
Saag et al., 2019¹¹⁶	<i>Type of Institution:</i> NA <i>Type of Practice:</i> Private practice <i>Number of Participating Centers/Practices:</i> NA <i>Location:</i> NA; USA	573 physicians; all specialties	This study evaluated the average time spent in EHR on days without appointments, and average time spent in EHR after work hours on days with appointments. Time spent working on the EHR on days without appointments increased as the number of appointment days per week increased as did time spent on the EHR after hours on days with scheduled appointments.

Author, Year	Setting	Population (n; Specialty)	Uses/Applications
Shanafelt et al., 2016 ¹¹⁷	<i>Type of Institution:</i> U.S. physicians independent of American Medical Association membership and included physicians of all specialty disciplines <i>Type of Practice:</i> Multiple settings <i>Number of Participating Centers/Practices:</i> NA <i>Location:</i> NA; USA	6560 physicians; all specialties	This study evaluated the associations between the electronic environment, clerical burden, and burnout in U.S. physicians.
Sharp et al., 2021 ¹¹⁸	<i>Type of Institution:</i> Pulmonary, PCCM, and critical care medicine training programs <i>Type of Practice:</i> NA <i>Number of Participating Centers/Practices:</i> NA <i>Location:</i> NA; USA	502 fellows; pulmonary/critical care	This study evaluated the burden of burnout and depressive symptoms among fellows training in pulmonary and critical care medicine (PCCM) and what are associated individual fellow, program, and institutional characteristics. Documentation burden metrics included perception of EHR burden and self-reported time spent in EHR at home.
Shuaib et al., 2017 ¹¹⁹	<i>Type of Institution:</i> Nonacademic community ED <i>Type of Practice:</i> NA <i>Number of Participating Centers/Practices:</i> NA <i>Location:</i> Suburban; USA	physicians NA; emergency medicine	This study conducted a prospective study in a community emergency department (ED) setting to illustrate the impact of medical scribes on patient throughput, physician productivity, and patient satisfaction.
Sim et al., 2023 ¹²⁰	<i>Type of Institution:</i> Hospital <i>Type of Practice:</i> Inpatient <i>Number of Participating Centers/Practices:</i> NA <i>Location:</i> NA <i>Country:</i> ; USA	Physicians (n not reported)NA; primary care	This study assessed electronic health record (EHR) usage, focusing on the average time spent on unscheduled days (46 minutes), pajama time (45 minutes), and time outside of 7:00 A.M. to 7:00 P.M. (24 minutes). It also evaluated the average turnaround time for EHR tasks at 6.1 days. These measurements were part of a broader analysis to understand EHR-related workload and efficiency among physicians. This study assessed the average time on unscheduled days at 46 minutes, average pajama time at 45 minutes, average time outside of 7:00 A.M. to 7:00 P.M. at 24 minutes, and the average turnaround time at 6.1 days.

Author, Year	Setting	Population (n; Specialty)	Uses/Applications
Sinsky et al., 2016 ¹²¹	<i>Type of Institution:</i> medical practices (academic and nonacademic) <i>Type of Practice:</i> NA <i>Number of Participating Centers/Practices:</i> 16 <i>Location:</i> NA; USA	57 physicians (12 family medicine, 19 internal medicine, 11 cardiology, and 15 orthopedics); family medicine, internal medicine, cardiology and orthopedics	This study measured total time spent in the EHR (time motion) and work after hours (self-reported via physician diary).
Sockolow et al., 2012 ¹²²	<i>Type of Institution:</i> Community settings <i>Type of Practice:</i> NA <i>Number of Participating Centers/Practices:</i> 2 <i>Location:</i> NA; USA	97 nurses; Community health	This study examined EHR use among nurses documenting direct patient care and EHR impact on nurse satisfaction. Workflow was assessed using time-to-completion of clinical documentation data in the EHR.
Sutton et al., 2020 ¹²³	<i>Type of Institution:</i> Healthcare organizations <i>Type of Practice:</i> Inpatient <i>Number of Participating Centers/Practices:</i> 12 <i>Location:</i> NA; USA	Nurses NA; NA	Documentation burden, defined as the need to complete unnecessary documentation elements in the EHR, is significant for nurses and contributes to decreased time with patients as well as burnout. The goal of this study was to reduce the burden of nursing documentation during the inpatient admission process.
Tajirian et al., 2020 ¹²⁴	<i>Type of Institution:</i> Academic mental health hospital <i>Type of Practice:</i> NA <i>Number of Participating Centers/Practices:</i> NA <i>Location:</i> NA; Canada	208 physicians (176 attending physicians; 32 residents and fellows); hospital medicine and psychiatry	The aim of this study was to determine the extent of burnout among physicians and learners (residents and fellows); identify significant EHR-related contributors of physician burnout; and explore the differences between physicians and learners with regard to EHR-related factors such as time spent in EHR, documentation styles, proficiency, training, and perceived usefulness. In addition, the study aimed to address gaps in the EHR-related burnout research methodologies by determining physicians' patterns of EHR use through usage logs. EHR usage data were subjectively reported by survey and usage logs.
Tai-Seale et al., 2017 ¹²⁵	<i>Type of Institution:</i> community-based healthcare systems <i>Type of Practice:</i> NA <i>Number of Participating Centers/Practices:</i> 48 <i>Location:</i> NA; USA	471 physicians; internal medicine, family medicine, and pediatrics	This study measured time spent in EHR (broken down into messages and documentation) both in clinic and via remote access.

Author, Year	Setting	Population (n; Specialty)	Uses/Applications
Tang et al., 2023 ¹²⁶	<i>Type of Institution:</i> Academic institution <i>Type of Practice:</i> NA <i>Number of Participating Centers/Practices:</i> NA <i>Location:</i> NA <i>Country:</i> ; USA	133 physicians; Surgery	This study assesses the Median Pajama Time at 10.4 minutes (4.5-24.5), which is the average number of minutes spent in charting activities on weekdays outside the hours of 7:00 AM and 5:30 PM and any time on weekends and non-scheduled holidays, excluding time during scheduled hours. It also examines the Median Time on Unscheduled Days at 19.4 minutes (11.6-33.6), reflecting the average minutes spent in the system on days with no scheduled patients. Additionally, the study measures the Median Time outside 7:00 AM to 7:00 PM at 6.3 minutes (2.2-15.8) and the Median Time outside scheduled hours at 19.1 minutes (8.4-28.8).
Taylor et al., 2019 ¹²⁷	<i>Type of Institution:</i> Ambulatory care military treatment facility <i>Type of Practice:</i> Outpatient <i>Number of Participating Centers/Practices:</i> NA <i>Location:</i> NA; USA	2 physicians; family and internal medicine	This study determined benefits of scribes on patient and clinician experience consistent with the Surgeon General's direction. Time spent documenting after hours was measured.
Tell et al., 2023 ¹²⁸	<i>Type of Institution:</i> Hospitals <i>Type of Practice:</i> NA <i>Number of Participating Centers/Practices:</i> 403 <i>Location:</i> NA; Germany	168 physicians; neurosurgery and vascular surgery	The study focused on identifying "technostress" among hospital staff due to digitization, examining its impact on work and health outcomes, and highlighting the need for preventive measures. It specifically explored clinical documentation as a source of technostress. The average level of technostress was quantified using a 5-point Likert scale. Additionally, qualitative interviews revealed five primary technostress sources: technical issues, inadequate IT support, poor adaptation to clinical practice, management resistance, and technology dependence. This comprehensive approach provided insights into the multifaceted nature of technostress in healthcare settings.
Tran et al., 2019 ¹²⁹	<i>Type of Institution:</i> primary care clinics <i>Type of Practice:</i> Outpatient <i>Number of Participating Centers/Practices:</i> 10 <i>Location:</i> NA; USA	86 attending physicians (MDs/DOs), 19 advanced practice providers (NPs/PAs), and 2 other healthcare professionals; primary care	The study investigated the use of EHRs by physicians, focusing on the link between burnout and time spent on various EHR tasks. It analyzed time spent in EHR for chart review, clinical documentation, inbox management, and placing orders per appointment. Additionally, the study evaluated after-hours EHR usage (7:00 P.M. to 7:00 A.M. on scheduled days, and total minutes on unscheduled days) during the reporting period. Metrics also included the percentage of clinical encounters closed on the visit day, response time to inbox messages, and the count of incomplete messages at the end of the reporting period.

Author, Year	Setting	Population (n; Specialty)	Uses/Applications
Verma et al., 2020 ¹³⁰	<i>Type of Institution:</i> NA <i>Type of Practice:</i> NA <i>Number of Participating Centers/Practices:</i> NA <i>Location:</i> NA; USA	248 clinicians (mix of attendings, fellows, and resident physicians – breakdown not reported); NA	The study aimed to objectively quantify the total time spent using the EHR system. It also investigated whether EHR usage time varies with different levels of clinical experience and examined the potential correlation between the hours worked, resident satisfaction, and patient satisfaction. This approach provided a comprehensive understanding of EHR usage patterns and their implications on healthcare providers and patient experiences.
Vogel et al., 2015 ¹³¹	<i>Type of Institution:</i> University hospital <i>Type of Practice:</i> Inpatient <i>Number of Participating Centers/Practices:</i> NA <i>Location:</i> NA; Germany	28 resident physicians; pediatrics and trauma surgery	This study describes the effects of using a web-based medical speech recognition system for clinical documentation in a university hospital on (1) documentation speed, (2) document length, and (3) physician satisfaction.
Wang et al., 2019 ¹³²	<i>Type of Institution:</i> Academic tertiary care hospital <i>Type of Practice:</i> Inpatient <i>Number of Participating Centers/Practices:</i> NA <i>Location:</i> NA; USA	101 internal medicine residents (MDs/DOs); NA	This study characterized EHR activity among internal medicine residents (time spent in EHR- broken down into chart review and clinical documentation).
Windle et al., 2021 ¹³³	<i>Type of Institution:</i> academic and private practice ambulatory, emergency department, and inpatient sites <i>Type of Practice:</i> outpatient and inpatient <i>Number of Participating Centers/Practices:</i> 4 academic and 4 private practices <i>Location:</i> NA; USA	53 clinicians (28 practicing cardiologists, 12 fellows, and 13 APPs); emergency medicine	The study focused on understanding clinicians' perspectives on Electronic Health Record (EHR) challenges, aimed at designing a user-centered EHR framework. It involved measuring system usability and conducting qualitative interviews to assess the burden associated with reviewing patient records, documenting patient encounters, and completing administrative tasks. This approach helped in creating a validated, clinician-centered EHR prototype.

Author, Year	Setting	Population (n; Specialty)	Uses/Applications
Yuan et al., 2020 ¹³⁴	<i>Type of Institution:</i> Public list of nephrology specialty programs from the Accreditation Council for Graduate Medical Education <i>Type of Practice:</i> NA <i>Number of Participating Centers/Practices:</i> NA <i>Location:</i> NA; USA	51 program directors, 97 clinical faculty, and 72 fellows; nephrology	This study assessed educational burdens and benefits of electronic medical record use on United States nephrology fellows by means of a survey.
Zallman et al., 2021 ¹³⁵	<i>Type of Institution:</i> Community academic health system <i>Type of Practice:</i> Outpatient, inpatient and ED <i>Number of Participating Centers/Practices:</i> NA <i>Location:</i> NA; USA	79 providers (mix of physicians and NPs); primary care	The Goal was to compare changes in the time taken to address patient portal messages, prescription requests, and test results from before to after scribe implementation among scribed PCPs.

Abbreviations: APRN = advanced practice registered nurse; BurDoNsaM = Burden of Documentation for Nurses and Mid-Wives; CPT = current procedural terminology; DO = Doctor of Osteopathic Medicine; ED = emergency department; EHR = electronic health record; ICU = intensive care unit; LPN = licensed practical nurse; MD = doctor of medicine; n = number; NA = not available; NP = nurse practitioner; NP/PA = nurse practitioners physician assistants; OT/PT = occupational therapist/physical therapist; PA = physician assistant; PCCM = pulmonary and critical care medicine; PCP = primary care provider; PEP = physician efficiency profile; PGY = postgraduate year; PhD = doctor of philosophy; PLACES = Pediatrician Life and Career Experience Study; POP = patients over paperwork; PRN = pro re nata or as needed; RN = registered nurse; SUS = System Usability Survey/Scale; U.K. = United Kingdom; USA = United States of America; U.S. = United States

Appendix D. Measures of Documentation Burden

Box D-1. Studies reporting objective measures of work activities occurring outside of usual clinical time

Adler-Milstein et al.¹: total time active after hours (7 P.M.–7 A.M.) on scheduled clinic days and time active anytime on unscheduled days.

Anderson et al.⁶: total time spent in the EHR after-hours (between 6 P.M. and 6 A.M. and on weekends).

Apathy et al.⁸: time spent after hours.

Attipoe et al.¹¹: time spent in the EHR after scheduled clinic hours, further broken down into time spent in chart review, documentation, order entry, and inbox management.

Arndt et al.⁹: time spent in administrative tasks and the ratio of whether the administrative task occurred during work hours or after work hours. time spent in the EHR outside of work defined as 7 P.M.–7 A.M. Monday–Thursday and 7 P.M.–8 A.M. Friday–Monday. This time was further broken down into time spent on inbox management, clerical tasks (documentation, order entry, billing), and chart review activities.

Baxter et al.¹³⁶: time outside scheduled hours, time outside 7 A.M.–7 P.M., time on unscheduled days.

Beiser et al.¹⁵: measured time spent in the EHR outside 7 P.M.–7 A.M., time spent in the EHR on unscheduled days, and “pajama time” (5 P.M.–7 A.M.).

Benson et al.¹⁶: time spent after-hours (between 7 P.M. and 7 A.M. Monday–Friday) and time spent on days off (EHR work completed Saturday, Sunday, or on a Federal holiday).

Collins et al.²⁴: percentage of time spent outside of regularly scheduled work hours.

DiAngi et al.³¹: time spent outside clinic hours (defined as 1 hour after the last scheduled appointment to 30 minutes prior to the first appointment the following day Monday–Friday).

Dibbs et al.³²: time spent in the EMR outside of working hours during the work week and time spent in the EMR during the weekend.

Holmgren et al.⁵⁷: mean percentage of EHR time spent after hours (6 P.M.–6 A.M.).

Holmgren et al.⁵⁹: time spent in documentation between 5:30 P.M. and 7 A.M. on weekdays and any time on weekends.

Jhaveri et al.⁶³: after-hours time.

Krawiec et al.⁷⁰: time spent in documentation chart review after-hours (7 P.M. until 8 A.M.).

Lam et al.⁷⁴: time spent charting after scheduled clinic hours.

Lo et al.⁷⁹: proportion of time spent in after-hours usage.

Lou et al.⁸¹: time spent after hours 6 P.M.–6 A.M.

Mani et al.⁸⁵: time spent 7 P.M.–7 A.M.

Marmor et al.⁸⁷: average time in the EHR after work hours.

Micek et al.⁸⁹: time spent on the EHR outside of scheduled patient hours.

Mishra et al.⁹²: time spent on EHR documentation (during nonclinic hours on weekdays and on weekends).

Nguyen et al.⁹⁸: time spent in the EHR outside of scheduled hours.

Ong et al.¹⁰²: time spent in the EHR after work.

Overhage et al.¹⁰³: time spent in the EHR after hours (between 6 P.M. and 6 A.M. local time on weekdays and anytime on weekends)

Patel et al.¹³⁷: time spent in the EHR during unscheduled hours and during “pajama time” (defined as time spent in the EHR on weekdays outside 7 A.M.–5:30 P.M. and on weekends).

Rittenberg et al.¹¹¹: mean time spent in the EHR outside scheduled hours, outside scheduled days, and outside 7 A.M. to 7 P.M.

Rotenstein et al.¹¹³: time spent outside scheduled hours.

Rotenstein et al.¹¹⁴: time spent after hours per visit.

Ruan et al.¹¹⁵: time spent outside 7 A.M.–7 P.M. or during pajama time (5 P.M.–7 A.M.), and time spent on unscheduled days.

Saag et al.¹¹⁶: time spent in the EHR on days without appointments or after work hours on days with appointments.

Sim et al.¹²⁰: time spent outside 7 A.M.–7 P.M, pajama time (5:30 P.M.–7 A.M.), and time on unscheduled days.

Tai-Seale et al.¹²⁵: average time spent in the EHR via remote access (assumed to be Work Outside of Work), further broken down into time spent in messages and documentation.

Tajirian et al.¹²⁴: median time spent on the EHR after hours.

Tang et al.¹²⁶: time spent outside 7 A.M.–7 P.M, pajama time (5:30 P.M.–7 A.M.), and time on unscheduled days.

Tran et al.¹²⁹: time spent in the EHR after hours (between 7 P.M. and 7 A.M. on scheduled days and total minutes on unscheduled days, further broken down into clinical review, documentation, inbox, and orders).

Heaton et al.⁵⁴: time spent in postshift documentation by an in-person time-motion observer.

Abbreviations: EHR = Electronic Health Record; EMR = Electronic Medical Record.

Box D-2. Studies reporting subjective measures of documentation burden from work outside of regular working hours

Adler-Milstein et al.¹: perceived burden of EHR time at home assessed by a 5-point scale.

Benson et al.¹⁶: estimated time spent on EHR tasks while at home, with categories of minimal, modest, and high/excessive.

Congelosi et al.²⁵: self-reported time spent in the EMR on days off, after 6 P.M. on weekdays, or on weekends.

DiAngi et al.³¹: self-reported time spent per week in the EHR outside routine work hours (i.e., 8 A.M.–6 P.M. Monday through Friday), using a survey with responses on a 5-point scale (from none to excessive). This study also examined self-reported time spent per week precharting outside routine work hours (i.e., 8 A.M.–6 P.M. Monday through Friday).

Ehrlich et al.³⁷: response to survey questions about frequency of entering data into the medical record on workday evenings/nights, entering data into the medical record on nonclinical days, and entering data into the medical record on days off (never, rarely, sometimes, usually, all the time).

Flanagan et al.⁴⁰: survey of physicians reporting if they required additional after-clinic hours (and how many hours) to complete their documentation tasks.

Gaffney et al.⁴⁴: self-reported amount of time spent documenting outside office hours.

Gardner et al.⁴⁶: self-reported time spent on EHR at home in categories (minimal/none, modest/satisfactory, moderately high/excessive).

Gilman et al.⁴⁹: self-reported time spent after hours, assessed on a 5-point scale (response options no time, very little, just right, more than expected, too much).

Harris et al.⁵³: self-report of whether able to complete work during regular work hours and time spent on the EHR at home (response categories minimal/none, modest/satisfactory, and moderately high/excessive).

Jhaveri et al.⁶³: survey asked clinicians to estimate at-home EHR time per week and at-home EHR time per clinic session.

Kroth et al.⁷¹: self-assessed amount of time spent on EHR at home in categories (poor, marginal, satisfactory, good, optimal).

Kroth et al.⁷²: agreement with spending moderately high or excessive time on the EHR at home.

Linzer et al.⁷⁸: self-assessed amount of time spent on the EMR at home.

Meltzer et al.⁹¹: perceived time spent in the EHR at home.

Olson et al.¹⁰¹: self-reported time spent on the electronic medical record (EMR) at home in categories (satisfactory, excessive).

Peccoraro et al.¹⁰⁶: self-reported time spent on the EHR outside the workday.

Rassolian et al.¹¹⁰: rating of amount of time spent on the EMR at home.

Rotenstein et al.¹¹²: self-reported mean number of hours spent documenting after hours.

Sharp et al.¹¹⁸: self-reported time spent on the EHR at home.

Sinsky et al.¹²¹: physicians kept a diary and self-reported after hours (8:30 P.M.–7 A.M.) work activity (including time spent in the EHR) for 7 consecutive days.

Tajirian et al.¹²⁴: self-reported time spent after hours (6 P.M.–6 A.M.).

Taylor et al.¹²⁷: number of hours spent charting after hours.

Abbreviations: EHR = Electronic Health Record; EMR = Electronic Medical Record.

Box D-3. Studies reporting objectively assessed measures targeting efficiency

Timely completion of documentation: Edwards et al.³⁵ and Sockolow et al.¹²²: time to completion of clinical documentation data; Jhaveri et al.⁶³: number of days from the patient visit until the clinical note was signed; Mishra et al.⁹²: percent completion of visit documentation within the next business day.

Time to chart/encounter closure: Gidwani et al.,⁴⁸ Edwards et al.,³⁵ Florig et al.,⁴¹ Fouquet et al.,⁴² and Perotte et al.¹⁰⁷: time from appointment start to the physician signing the chart note, marked by timestamps.

Percentage of visits closed same day: Apathy et al.,⁸ Baxter et al.,¹³⁶ Beiser et al.,¹⁵ Goldstein et al.,⁵¹ Kadish et al.,⁶⁵ Nguyen et al.,⁹⁷ Ruan et al.,¹¹⁵ and Tran et al.¹²⁹

Percentage of clinical encounters that were closed on the same day as the visit: Cross et al.,²⁶ Mosquera et al.,⁹³ Parker et al.,¹⁰⁴ Tang et al.¹²⁶, and Patel et al.¹³⁷

Percentage of charts closed within 72 hours: Lam et al.⁷⁴

Time spent in the EHR relative to expected time based on clinical workload: Adler-Milstein et al.¹

Timely inbox completion: Nguyen et al.,⁹⁷: inbox turnaround time; Rittenberg et al.,¹¹¹: mean turnaround time to respond to inbox messages; Ruan et al.,¹¹⁵: turnaround time for inbox response; Tran et al.,¹²⁹: days until inbox messages are reported as done and number of messages still incomplete at the end of the reporting period.

Documentation compliance: Raney et al.¹⁰⁹: measured by inclusion of 8 different domains within a chemotherapy document.

Number of steps in healthcare staff workflow: Bliven et al.¹⁸

Mean nursing admission database dataset completion rate: Horn et al.⁶⁰

Time to completion of results, time to completion of prescription requests, and time to completion of patient messages: Zallman et al.¹³⁵

Abbreviations: EHR = Electronic Health Record.

Box D-4. Studies reporting subjective usability assessments

Berg et al.¹⁷: assessed satisfaction with time demands associated with the EHR.

DiAngi et al.³¹: assessed level of ease in using various EHR functions (e.g., documenting a visit, placing orders, sending in-basket messages, responding to in-basket messages (further stratified by message type), closing an encounter, cosigning notes) on a 5-point scale from very easy to very difficult.

Hsieh et al. 2016⁶²: assessed satisfaction with EHR content, functionality, effectiveness, and usability on a 5-point scale.

Kadish et al.⁶⁵: assessed confidence in the EHR overall and in five key activities—placement of orders (excluding chemotherapy), documentation, chemotherapy ordering, clinical review, and inbox message management, using a 5-point scale.

Marckini et al.⁸⁶: assessed perceived reasonableness of time spent on clerical tasks within the EHR.

Rotenstein et al.¹¹²: asked whether documenting in the medical record system is very or somewhat easy.

Tell et al.¹²⁸: evaluated “technostress” (stress experienced by end users in organizations attributed to EHR) on a 5-point scale (1 = do not agree at all/no technostress to 5 = fully agree/high technostress levels).

Windle et al.¹³³: used a single-item satisfaction score using a 5-point scale.

Abbreviations: EHR = Electronic Health Record.

Box D-5. Studies providing evidence of association between documentation burden and burnout

Adler-Milstein et al.¹ reported perceived burden of EHR time at home assessed by a self-perceived 5-point scale and found EHR time associated with exhaustion but not cynicism among primary care clinicians.

Al Qahtani et al.⁶ evaluated EHR-induced stress among nurses in Saudi Arabia via a questionnaire, and found that 22% had minimal EHR-induced stress, 42% had mild EHR-induced stress, 20% had moderate EHR-induced stress, and 16% had severe EHR-induced stress.

Arora et al.¹⁰ found that pediatric residents and fellows in the United States generally agreed that documentation/billing adds to their stress (23.2% strongly agree, 47.5% agree, 22.8% neutral, 4.6% disagree and 1.9% strongly disagree).

Attipoe et al.¹¹ found in qualitative analysis involving primary care pediatricians that physicians used coping strategies for stress related to EHR Work Outside of Work including reducing FTE and setting goals on days off.

Benson et al.¹⁶ reported on the impact of the EHR on gastroenterology and hepatology clinicians, finding that EHR-related tasks added to the frustration of their day (30% strongly agree, 57% agree, 9% disagree, 4% strongly disagree). In addition, they found that 87% agreed that the EHR interferes with personal time/family life and 74% felt that the EHR interferes with social time/social life.

Carlson et al.²⁰ evaluated pediatrics physician self-report of stress related to documentation, with a baseline level of 66.7% of attending physicians and 59.1% of resident physicians reporting high stress with documentation.

Chen et al.²³ assessed the burden of EHR alerts in an outpatient ophthalmology practice in the United States. They found that alert-related burden and fatigue were common and were associated with frequently overriding of alerts by clinicians.

DiAngi et al.³¹ reported on the stress level at an academic medical center since the implementation of its EHR, finding a mean of 2.7 on a 5-point scale from 1 = significantly worsened to 5 = significantly improved.

Ebbers et al.³⁴ used a validated survey instrument to study the experience of clinicians at an outpatient cancer care center in the Netherlands. They found that only 23% agreed that there is enough time to properly document patient data in the EHR.

Fouquet et al.⁴² assessed satisfaction with documentation among Emergency Department physicians and found a mean satisfaction level of 2.91 (median 2) on a 1-5 scale.

Frintner et al.⁴³ found among pediatricians that higher reported EHR burden was associated with lower scores on career and life satisfaction measures and on multiple measures of work-life balance. Three-quarters of participants reported that EHR documentation was a major or moderate burden on a 4-point scale from no to major burden.

Gardner et al.⁴⁶ reported that 69.8% of responding physicians across multiple settings in Rhode Island reported EHR-related stress.

Goldberg et al.⁵⁰ interviewed 27 primary care physicians and found that high levels of documentation, inefficiencies of EHR, high patient volume, and expectations for responding to patient emails and telephone calls contributed to burnout.

Harris et al.⁵³ reported that insufficient time for documentation was associated with burnout among APRNs (adjusted odds ratio: 3.72, 95% CI [confidence interval]: 1.78 to 7.80), as was the perception that the EHR added to daily frustration (adjusted odds ratio: 2.17, 95% CI: 1.02 to 4.65).

Kroth et al.⁷² analyzed data from three academic medical centers in the United States. They found that 74.5% of responding clinicians reported time pressure for documentation, 50.4% felt they had insufficient personal time, and 49.6% reported marginal or poor control of their workload.

Lilly et al.⁷⁶ found that doubling of clinical note length was associated with a 10% increase in burnout prevalence and that specialties reporting higher prevalence of burnout had larger increases in EHR-related documentation burden (measured as note length), consistent with local critical care clinician observations.

Linzer et al.⁷⁸ analyzed themes from open-ended survey questions pertaining to EMR stress/documentation burden in a National study of academic medical centers. Comments focused on excessive evening/weekend documentation time, concerns that the EMR focused on payers rather than patients, and observations that EMR requirements decreased volume of care and compensation. Clinicians stated that the joy of medicine was diminished due to the EMR.

Lou et al.⁸¹ reported among resident physicians at one institution on the relationship between burnout and workload. Increased total EHR time, increased patient load, and increased chart review time in the preceding month were associated with higher burnout scores. They found no association between after-hours EHR time or inbox time and burnout.

Meltzer et al.⁹¹ found that increased EHR usage outside work hours was associated with increasing burnout symptoms among primary care clinicians.

Mosquera et al.⁹³ assessed the association of time spent writing notes with depersonalization, emotional exhaustion, and overall engagement among psychiatrists in outpatient practice, finding a statistically significant association with depersonalization. They also assessed the association of the frequency of same-day visit closure with levels of engagement, compassionate satisfaction, and sense of personal accomplishment, finding statistically significant associations with levels of engagement and sense of personal accomplishment.

Olson et al.¹⁰¹ found that physicians who reported spending excessive time on the EMR at home had an increased risk of burnout (odds ratio: 1.99). Physicians who perceived a lack of sufficient time for documentation also had an increased risk of burnout (odds ratio: 5.83).

Peccoraro et al.¹⁰⁶ reported on thresholds of excessive time on the EHR outside the workday (>90 minutes) and overall clerical tasks (>60 minutes) associated with increased risk for burnout, as well as reduced work life integration and professional satisfaction, among clinical faculty across specialties at a large academic medical center in the United States.

Rassolian et al.¹¹⁰ examined survey data from a National sample of family medicine physicians. They reported that less control over workload (82.8% vs. 35.1%), lack of sufficient time for documentation (61.0% vs. 21.1%), stress due to their job (91.4% vs. 38.4%), and more time spent on electronic medical records at home (62.1% vs. 38.7%) were each associated with burnout (all $P < .001$).

Sharp et al.¹¹⁸ evaluated the perception of EHR burden among pulmonary and critical care fellows, finding that 42% reported that the EHR impacts their joy in medicine in a negative way.

Tajirian et al.¹²⁴ found that 62.5% of attending physicians and 72% of resident and fellow physicians agreed that the EHR adds to their daily frustration.

Tran et al.¹²⁹ evaluated the relationship between time spent in various EHR tasks and burnout among healthcare professionals working in primary care clinics. Results demonstrated complex relationships between EHR use and burnout. More time managing the inbox and working in the EHR after hours were associated with burnout.

Yuan et al.¹³⁴ found among nephrology trainees that 39% of fellows agreed or strongly agreed that the EMR increased their stress when seeing outpatients.

Abbreviations: EHR = Electronic Health Record; EMR = Electronic Medical Record; APRN = Advanced Practice Registered Nurse; CI = Confidence Interval; FTE = Full-Time Equivalent.

Box D-6. Studies reporting decreased satisfaction with EHR

Carlson et al.²⁰ reported among pediatricians that self-reported satisfaction with documentation was high for only 11.1% of attending physicians and 20.5% of resident physicians.

De Hoop et al.²⁹ identified several dissatisfiers in the EHR contributing to documentation burden in a study of physicians at a large university medical center in Germany: (1) Use of multiple health information technology systems with limited integration and the resulting spread and fragmentation of information; (2) high documentation burden, aggravated by manual “double documentation” of the same patient information; (3) poor integration of new data, particularly from diagnostics, such as laboratories, into workflow resulting in a risk of missing important information; (4) large limitations on health information exchange between healthcare centers, requiring time-consuming manual selection, and sending of specific patient information; (5) fragmentation of work due to extensive multitasking and frequent interruptions.

DiAngi et al.³¹ reported on satisfaction with the EHR at an academic medical center since the implementation of its EHR, finding a mean of 3.0 on a 5-point scale from 1 = significantly worsened to 5 = significantly improved.

Ebbers et al.³⁴ used a validated survey instrument to study the experience of clinicians at an outpatient cancer care center in the Netherlands. They found that only 44% indicated that they can always find the information they need in the EHR and 32% thought the EHR was user-friendly.

Gidwani et al.⁴⁸ reported on family medicine physician satisfaction with multiple aspects of charting in the EHR (charting time, chart quality, and chart accuracy), evaluated on a 1-7 scale from least to most satisfied. Median scores were 4, 5, and 6 for charting time, chart quality, and chart accuracy, respectively.

Horn et al.⁶⁰ reported on measured EHR documentation satisfaction among pediatrics medical surgical nurses assessed on a 5-point Likert scale (1 = strongly disagree to 5 strongly agree). The baseline mean satisfaction score was 3.14.

Hsieh et al.⁶² evaluated staff nurse satisfaction with EHR charting content, functionality, effectiveness, and usability on a 5-point Likert scale (1 = very dissatisfied to 5 = very satisfied). Baseline mean satisfaction scores were 3.4, 3.5, 4.4, and 3.7 across these dimensions, respectively.

Kroth et al.⁷¹ generated themes relating to satisfaction with the EHR from focus groups primarily involving primary care physicians. Stressors and dissatisfiers included click boxes and too many clicks in general, note bloat (from cut and paste entry); the intrusive presence of the EMR at home, limited interoperability between hospitals and EMR systems, difficulty locating or documenting key information within charts, and inefficiency relating to redundancy.

McIlreevy et al.⁹⁰ reported on nurse satisfaction with questions included on the Adult Admission history form within the EHR measured on a 1-5 scale from unsatisfied to satisfied. Baseline mean satisfaction was 3.01.

Peccoraro et al.¹⁰⁶ evaluated frustration with the EHR among clinical faculty across specialties at a large academic medical center in the United States. More than half (50.7%) endorsed that the EHR added frustration to their day.

Rotenstein et al.¹¹² compared satisfaction with the EHR in physician-owned practices versus nonphysician-owned practices. Overall, 64.5% of physicians reported being satisfied with their EHR (68.1% among physicians working in physician-owned practices and 58.5% among physicians working in nonphysician-owned practices).

Abbreviations: EHR = Electronic Health Record; EMR = Electronic Medical Record.

Box D-7. Studies reporting EHR usability from clinician/healthcare professional perspective

Benson et al.¹⁶ reported on whether the EHR improved clinical workflow for gastroenterology and hepatology clinicians, finding that 4% strongly agreed, 48% agreed, and 48% disagreed.

Congelosi et al.²⁵ evaluated self-perceived impact of the patient portal on workflow for clinical staff in multiple roles at an academic medical center. Baseline results included 42% agreeing that the patient portal was easily integrated into their workflow.

DiAngi et al.³¹ reported on the level of ease in using various EHR functions (e.g. documenting a visit, placing orders, sending in basket messages, responding to in basket messages (further stratified by message type), closing an encounter, cosigning notes) on a 5-point scale (1 = very difficult to 5 = very easy). Baseline means ranged from 2.3 to 3.4.

Kadish et al.⁶⁵ evaluated medical oncology clinician confidence in using the EMR overall and in key specific activities—placement of orders, documentation, clinical review, and inbox message management. At baseline, 58% felt confident using the EMR overall. Confidence in the specific activities ranged from 61% to 78%.

McIlreevy et al. 2021⁹⁰ reported on nurse-rated perception of the usability of an Adult Admission history form within the EHR, measured on a 1-5 scale. Baseline mean usability was 3.31.

Abbreviations: EHR = Electronic Health Record; EMR = Electronic Medical Record.

Box D-8. Studies reporting on workload

Adler-Milstein et al.¹ reported perceived burden of EHR time at home assessed by a self-perceived 5-point scale and found EHR time associated with exhaustion but not cynicism among primary care clinicians.

Congelosi et al.²⁵ evaluated self-perceived impact of the patient portal on workload for clinical staff in multiple roles at an academic medical center. Baseline results included 76% agreeing that the patient portal increased their workload.

De Groot et al.²⁸ reported on Dutch community nurses' views on the relationship of self-reported time spent on clinical documentation and administrative tasks with perceived high workload. More than half (52.3%) endorsed perceived high workload from clinical documentation at least regularly, and 57.9% endorsed perceived high workload from organizational documentation at least regularly.

Abbreviations: EHR = Electronic Health Record.

Box D-9. Studies reporting on satisfaction with practice

Benson et al.¹⁶ reported on whether the EHR improved their job satisfaction for gastroenterology and hepatology clinicians, finding that 17% agreed, 52% disagreed, and 31% strongly disagreed.

Congelosi et al.²⁵ evaluated self-perceived impact of the patient portal on professional satisfaction for clinical staff in multiple roles at an academic medical center. Baseline results included only 9.8% agreeing that the patient portal increased their professional satisfaction, with 60.7% disagreeing.

Gilman et al.⁴⁹ assessed physician satisfaction with clinical work tasks. At baseline, 52% felt they spent too much time completing visit documentation and another 36% felt the time they spent was more than expected. Overall, 50% were dissatisfied with documentation effort and only 2% were very satisfied with documentation effort.

Abbreviations: EHR = Electronic Health Record.

Appendix E. Validity of Documentation Burden Measures by Included Studies

Table E-1. Studies reporting objective measures of work activities occurring outside of usual clinical time

Author, Year	Content	Response Process	Internal Structure	Relations to Other Variables	Consequences
Adler-Milstein et al., 2020 ¹	Partially	Yes	Partially	Yes	Yes
Ahlgrim et al., 2016 ²	No	Yes	No	Yes	No
Ahn et al., 2017 ³	No	No	Partially	No	No
Alissa et al., 2022 ⁴	No	Partially	Partially	No	No
Al Qahtani et al., 2021 ⁵	Partially	Yes	No	Yes	No
Anderson et al., 2020 ⁶	No	Yes	Partially	No	No
Apathy et al., 2023 ⁷	No	No	Partially	No	No
Apathy et al., 2023 ⁸	No	Yes	Partially	Yes	Partially
Arndt et al., 2017 ⁹	Partially	No	Yes	No	No
Arora et al., 2018 ¹⁰	No	No	No	No	No
Attipoe et al., 2022 ¹¹	Partially	No	Partially	No	No
Aziz et al., 2017 ¹²	Partially	No	Partially	No	No
Bartek et al., 2023 ¹³	Partially	No	Partially	Yes	Yes
Baugh et al., 2020 ¹⁴	Yes	Yes	Yes	Yes	Yes
Beiser et al., 2021 ¹⁵	Partially	No	Partially	No	No
Benson et al., 2023 ¹⁶	Yes	Yes	Yes	Yes	Yes
Berg et al., 2020 ¹⁷	No	Partially	Partially	No	No
Bliven et al., 2016 ¹⁸	No	No	Partially	No	No
Byrne et al., 2016 ¹⁹	No	Partially	No	No	No
Carlson et al., 2015 ²⁰	No	No	No	Partially	Partially
Chaparro et al., 2020 ²¹	Partially	No	Partially	No	No
Chen et al., 2020 ²²	No	No	No	Partially	No
Chen et al., 2023 ²³	No	No	Partially	No	No
Collins et al., 2018 ²⁴	No	No	Partially	No	No
Congelosi et al., 2023 ²⁵	No	No	No	No	No
Cross et al., 2023 ²⁶	No	No	Partially	No	No
Cox et al., 2018 ²⁷	No	No	Partially	Yes	No
De Groot et al., 2022 ²⁸	Yes	Yes	No	Yes	Partially
De Hoop et al., 2021 ²⁹	Partially	Partially	Partially	Partially	Partially
Dela Cruz et al., 2015 ³⁰	No	No	Partially	No	No
DiAngi et al., 2019 ³¹	Partially	Partially	No	Yes	No
Dibbs et al., 2022 ³²	No	No	No	No	No
Earls et al., 2017 ³³	No	Partially	No	Yes	Yes
Ebbers et al., 2022 ³⁴	Partially	No	Yes	No	No
Edwards et al., 2023 ³⁵	No	No	No	No	No
Ehrler et al., 2021 ³⁶	No	Partially	Partially	No	Yes
Ehrlich et al., 2016 ³⁷	Partially	No	No	No	Yes
Feely et al., 2023 ³⁸	No	Partially	Partially	No	No
Ferguson et al., 2023 ³⁹	Partially	Partially	No	No	No
Flanagan et al., 2019 ⁴⁰	Yes	Yes	No	No	No
Florig et al., 2021 ⁴¹	No	No	Partially	No	No

Author, Year	Content	Response Process	Internal Structure	Relations to Other Variables	Consequences
Fouquet et al., 2021 ⁴²	Partially	Partially	No	No	Partially
Frintner et al., 2021 ⁴³	Partially	Partially	Partially	Yes	Yes
Gaffney et al., 2022 ⁴⁴	Partially	No	No	Yes	Yes
Gali et al., 2019 ⁴⁵	Partially	Partially	Partially	No	No
Gardner et al., 2019 ⁴⁶	Partially	No	No	Yes	Yes
Gesner et al., 2022 ⁴⁷	Partially	No	No	Yes	Yes
Gidwani et al., 2017 ⁴⁸	Partially	No	No	Partially	No
Gilman et al., 2023 ⁴⁹	Partially	No	No	Yes	No
Goldberg et al., 2023 ⁵⁰	Partially	Yes	No	Yes	Yes
Goldstein et al., 2019 ⁵¹	Partially	No	Partially	No	No
Golob et al., 2015 ⁵²	No	No	No	No	No
Harris et al., 2018 ⁵³	Yes	No	No	Yes	Yes
Heaton et al., 2018 ⁵⁴	No	No	Yes	No	Yes
Ho et al., 2023 ⁵⁵	No	No	Partially	No	No
Hilliard et al., 2020 ⁵⁶	Partially	No	Partially	Yes	Yes
Holmgren et al., 2021 ⁵⁷	Partially	No	Partially	No	No
Holmgren et al., 2022 ⁵⁸	Partially	No	Partially	No	No
Holmgren et al., 2022 ⁵⁹	No	No	Partially	Yes	No
Horn et al., 2021 ⁶⁰	Partially	No	Partially	Partially	No
Hripcsak et al., 2011 ⁶¹	Partially	Partially	Partially	Yes	Yes
Hsieh et al., 2017 ⁶²	Partially	Partially	Partially	Yes	Partially
Jhaveri et al., 2021 ⁶³	Partially	Partially	Partially	No	No
Joukes et al., 2018 ⁶⁴	Partially	Partially	Partially	Partially	Yes
Kadish et al., 2018 ⁶⁵	Partially	Partially	Partially	No	No
Kannampallil et al., 2018 ⁶⁶	Partially	Partially	Partially	No	Yes
Karp et al., 2019 ⁶⁷	Partially	No	Partially	No	No
Kesler et al., 2022 ⁶⁸	Partially	No	Partially	No	No
Khan et al., 2022 ⁶⁹	Partially	No	Partially	No	No
Krawiec et al., 2020 ⁷⁰	Partially	No	Partially	No	Yes
Kroth et al., 2018 ⁷¹	Yes	Yes	No	Yes	Yes
Kroth et al., 2019 ⁷²	Partially	Yes	No	Yes	Yes
Kumah-Crystal et al., 2021 ⁷³	No	No	No	No	No
Lam et al., 2021 ⁷⁴	Partially	Partially	Partially	Yes	Yes
Li et al., 2023 ⁷⁵	No	Partially	Partially	No	No
Lilly et al., 2019 ⁷⁶	Partially	No	No	Yes	Yes
Lindsay et al., 2022 ⁷⁷	Partially	No	Partially	No	No
Linzer et al., 2016 ⁷⁸	No	No	No	No	Yes
Lo et al., 2022 ⁷⁹	Partially	Partially	Partially	Partially	No
Loszko et al., 2023 ⁸⁰	Partially	No	Partially	No	No
Lou et al., 2022 ⁸¹	Yes	Yes	No	Yes	Yes
Ludley et al., 2023 ⁸²	Partially	No	Partially	No	No
Mamykina et al., 2012 ⁸³	Partially	No	Yes	No	Yes
Mamykina et al., 2016 ⁸⁴	Partially	No	Yes	No	No
Mani et al., 2023 ⁸⁵	Partially	Partially	Partially	Partially	Yes
Marckini et al., 2019 ⁸⁶	Partially	Partially	No	Yes	Yes
Marmor et al., 2018 ⁸⁷	Partially	No	Partially	Yes	No
Melnick et al., 2020 ⁸⁸	Partially	Partially	Partially	Yes	Yes
Micek et al., 2022 ⁸⁹	Partially	Partially	Partially	Yes	No

Author, Year	Content	Response Process	Internal Structure	Relations to Other Variables	Consequences
McIlreevy et al., 2021 ⁹⁰	Partially	Partially	No	No	No
Meltzer et al., 2022 ⁹¹	Partially	Partially	Partially	Yes	Yes
Mishra et al., 2018 ⁹²	Partially	No	No	Partially	No
Mosquera et al., 2021 ⁹³	Partially	Partially	Partially	Partially	Partially
Moy et al., 2020 ⁹⁴	Partially	Partially	Yes	No	Yes
Moy et al., 2021 ⁹⁵	Partially	Partially	Yes	No	Yes
Munyisia et al., 2012 ⁹⁶	Partially	No	No	No	No
Nguyen et al., 2022 ⁹⁷	Partially	Partially	Partially	No	No
Nguyen et al., 2022 ⁹⁸	Partially	No	Partially	No	No
Nguyen et al., 2023 ⁹⁹	No	No	No	No	No
Nguyen et al., 2023 ¹⁰⁰	No	No	No	No	No
Olson et al., 2019 ¹⁰¹	Yes	Partially	Yes	No	Yes
Ong et al., 2021 ¹⁰²	Partially	No	Partially	No	No
Overhage et al., 2020 ¹⁰³	Partially	No	No	No	No
Parker et al., 2021 ¹⁰⁴	No	No	No	No	No
Patel et al., 2023 ¹⁰⁵	No	No	No	No	No
Peccoralo et al., 2021 ¹⁰⁶	Yes	Partially	No	Partially	Yes
Perotte et al., 2022 ¹⁰⁷	No	No	No	No	No
Phillips et al., 2021 ¹⁰⁸	No	No	No	No	No
Raney et al., 2020 ¹⁰⁹	Yes	No	No	No	Yes
Rassolian et al., 2017 ¹¹⁰	Yes	No	No	No	Yes
Rittenberg et al., 2022 ¹¹¹	Partially	No	Partially	No	No
Rotenstein et al., 2022 ¹¹²	No	No	No	No	No
Rotenstein et al., 2022 ¹¹³	No	No	No	No	Yes
Rotenstein et al., 2023 ¹¹⁴	No	No	No	No	No
Ruan et al., 2022 ¹¹⁵	No	No	No	Yes	No
Saag et al., 2019 ¹¹⁶	No	No	Partially	Yes	No
Shanafelt et al., 2016 ¹¹⁷	Yes	Yes	No	Yes	Yes
Sharp et al., 2021 ¹¹⁸	Yes	Yes	No	No	Yes
Shuaib et al., 2017 ¹¹⁹	No	No	No	Yes	No
Sim et al., 2023 ¹²⁰	Partially	No	Partially	No	No
Sinsky et al., 2016 ¹²¹	Partially	No	Partially	Partially	No
Sockolow et al., 2012 ¹²²	Partially	No	Partially	No	No
Sutton et al., 2020 ¹²³	Partially	No	Partially	No	No
Tajirian et al., 2020 ¹²⁴	Yes	Yes	Yes	No	Yes
Tai-Seale et al., 2017 ¹²⁵	No	No	Partially	No	No
Tang et al., 2023 ¹²⁶	Partially	No	Partially	No	No
Taylor et al., 2019 ¹²⁷	No	No	Partially	Partially	No
Tell et al., 2023 ¹²⁸	No	No	No	No	No
Tran et al., 2019 ¹²⁹	Yes	Yes	Partially	No	Yes
Verma et al., 2020 ¹³⁰	Partially	No	No	No	No
Vogel et al., 2015 ¹³¹	No	No	No	No	No
Wang et al., 2019 ¹³²	No	No	No	No	No
Windle et al., 2021 ¹³³	No	No	No	No	No

Author, Year	Content	Response Process	Internal Structure	Relations to Other Variables	Consequences
Yuan et al., 2020¹³⁴	Partially	No	No	No	No
Zallman et al., 2021¹³⁵	Partially	No	No	No	No

Appendix F. Appendix References

1. Adler-Milstein J, Zhao W, Willard-Grace R, et al. Electronic Health Records and Burnout: Time Spent On The Electronic Health Record After Hours And Message Volume Associated With Exhaustion But Not With Cynicism Among Primary Care Clinicians. *Journal of the American Medical Informatics Association : JAMIA*. 2020;27(4):531-8. doi: 10.1093/jamia/ocz220. PMID: 32016375.
2. Ahlgrim C, Maenner O, Baumstark MW. Introduction Of Digital Speech Recognition In A Specialised Outpatient Department: A Case Study. *BMC Med Inform Decis Mak*. 2016 Oct 18;16(1):132. doi: 10.1186/s12911-016-0374-4. PMID: 27756284.
3. Ahn M, Choi M, Kim Y. Factors Associated with the Timeliness of Electronic Nursing Documentation. *Healthc*. 2016;22(4):270-6. doi: 10.4258/hir.2016.22.4.270. PMID: 27895958.
4. Alissa R, Hipp JA, Webb K. Saving Time for Patient Care by Optimizing Physician Note Templates: A Pilot Study. *Front Digit Health*. 2021;3:772356. doi: 10.3389/fdgth.2021.772356. PMID: 35098206.
5. AlQahtani M, AlShaibani W, AlAmri E, et al. Electronic Health Record-Related Stress Among Nurses: Determinants and Solutions. *Telemed J E Health*. 2021 May;27(5):544-50. doi: 10.1089/tmj.2020.0059. PMID: 32857018.
6. Anderson J, Leubner J, Brown SR. EHR Overtime: An Analysis of Time Spent After Hours by Family Physicians. *Fam Med*. 2020 2020/02/07;52(2):135-7. doi: 10.22454/fammed.2020.942762.
7. Apathy NC, Hare AJ, Fendrich S, et al. I Had Not Time To Make It Shorter: An Exploratory Analysis Of How Physicians Reduce Note Length And Time In Notes. *J Am Med Inform Assoc*. 2023 Jan 18;30(2):355-60. doi: 10.1093/jamia/ocac211. PMID: 36323282.
8. Apathy NC, Rotenstein L, Bates DW, et al. Documentation Dynamics: Note Composition, Burden, And Physician Efficiency. *Health Serv Res*. 2023 Jun;58(3):674-85. doi: 10.1111/1475-6773.14097. PMID: 36342001.
9. Arndt BG, Beasley JW, Watkinson MD, et al. Tethered to the EHR: Primary Care Physician Workload Assessment Using EHR Event Log Data and Time-Motion Observations. *Ann Fam Med*. 2017 Sep;15(5):419-26. doi: 10.1370/afm.2121. PMID: 28893811.
10. Arora A, Garg A, Rizvi M, et al. National Survey Of Pediatric Care Providers: Assessing Time And Impact Of Coding And Documentation In Physician Practice. *Pediatrics Conference: National Conference on Education*. 2018;141(1). doi: <https://doi.org/10.1177/0009922818774341>. PMID: 630252577.
11. Attipoe S, Hoffman J, Rust S, et al. Characterization of Electronic Health Record Use Outside Scheduled Clinic Hours Among Primary Care Pediatricians: Retrospective Descriptive Task Analysis of Electronic Health Record Access Log Data. *JMIR Med Inform*. 2022 May 12;10(5):e34787. doi: 10.2196/34787. PMID: 35551055.
12. Aziz F, Talhelm L, Keefer J, et al. Vascular Surgery Residents Spend One Fifth Of Their Time On Electronic Health Records After Duty Hours. *Journal of Vascular Surgery*. 2019 2019/05;69(5):1574-9. doi: 10.1016/j.jvs.2018.08.173.
13. Bartek B, Lou SS, Kannampallil T. Measuring The Cognitive Effort Associated With Task Switching In Routine EHR-Based Tasks. *J Biomed Inform*. 2023 May;141:104349. doi: 10.1016/j.jbi.2023.104349. PMID: 37015304.
14. Baugh JJ, Monette DL, Takayesu JK, et al. Documentation Displaces Teaching in an Academic Emergency Department. *West J Emerg Med*. 2020 Jun 15;21(4):974-7. doi: 10.5811/westjem.2020.5.46962. PMID: 32726272.

15. Beiser M, Lu V, Paul S, et al. Electronic Health Record Usage Patterns: Assessing Telemedicine's Impact on the Provider Experience During the COVID-19 Pandemic. *Telemed J E Health*. 2021 Aug;27(8):934-8. doi: 10.1089/tmj.2020.0490. PMID: 33600728.
16. Benson M, Gopal D, Pfau P. Electronic Health Record Work Demands for Gastroenterology and Hepatology Providers: A Prospective Use Analysis and Survey Study. *Dig Dis Sci*. 2023 Apr;68(4):1218-25. doi: 10.1007/s10620-022-07691-6. PMID: 36169749.
17. Berg GM, Shupsky T, Morales K. Resident Identified Violations of Usability Heuristic Principles in Local Electronic Health Records. *Kans J Med*. 2020;13:84-9. PMID: 32499860.
18. Bliven B, Bragg M, Long B. Medical Device Connectivity Case Study. *Journal of Clinical Engineering*. 2016;41(2):E1-E11. doi: 10.1097/jce.000000000000144. PMID: 609477219.
19. Byrne MD, Fong H, Danks JK. A Survey of Perianesthesia Nursing Electronic Documentation. *J Perianesth Nurs*. 2018 Apr;33(2):172-6. doi: 10.1016/j.jopan.2016.02.008. PMID: 29580596.
20. Carlson KL, McFadden SE, Barkin S. Improving Documentation Timeliness: A "Brighter Future" for the Electronic Medical Record in Resident Clinics. *Acad Med*. 2015 Dec;90(12):1641-5. doi: <https://dx.doi.org/10.1097/ACM.0000000000000792>. PMID: 26107880.
21. Chaparro JD, Hussain C, Lee JA, et al. Reducing Interruptive Alert Burden Using Quality Improvement Methodology. *Appl Clin Inform*. 2020 Jan;11(1):46-58. doi: 10.1055/s-0039-3402757. PMID: 31940671.
22. Chen AJ, Baxter SL, Gali HE, et al. Evaluation of Electronic Health Record Implementation in an Academic Oculoplastics Practice. *Ophthalmic Plast Reconstr Surg*. 2020 May/June;36(3):277-83. doi: 10.1097/IOP.0000000000001531. PMID: 31809488.
23. Chen J, Cutrona SL, Dharod A, et al. Monitoring the Implementation of Tobacco Cessation Support Tools: Using Novel Electronic Health Record Activity Metrics. *JMIR Med Inform*. 2023 Mar 2;11:e43097. doi: 10.2196/43097. PMID: 36862466.
24. Collins S, Couture B, Kang MJ, et al. Quantifying and Visualizing Nursing Flowsheet Documentation Burden in Acute and Critical Care. *AMIA Annu Symp Proc*. 2018;2018:348-57. PMID: 30815074.
25. Congelosi PD, Eid MA, Sorensen MJ. Surgical Providers' Perceptions of the Patient Portal: Before and After the 21st Century Cures Act. *J Surg Res*. 2023 Sep;289:234-40. doi: 10.1016/j.jss.2023.03.007. PMID: 37148857.
26. Cross DA, Holmgren AJ, Apathy NC. The Role Of Organizations In Shaping Physician Use Of Electronic Health Records. *Health Serv Res*. 2023 Jul 12;12:12. doi: 10.1111/1475-6773.14203. PMID: 37438938.
27. Cox ML, Farjat AE, Risoli TJ, et al. Documenting or Operating: Where Is Time Spent in General Surgery Residency? *J Surg Educ*. 2018 Nov;75(6):e97-e106. doi: 10.1016/j.jsurg.2018.10.010. PMID: 30522828.
28. De Groot K, De Veer AJE, Munster AM, et al. Nursing Documentation And Its Relationship With Perceived Nursing Workload: A Mixed-Methods Study Among Community Nurses. *BMC Nurs*. 2022 Jan 28;21(1):34. doi: 10.1186/s12912-022-00811-7. PMID: 35090442.
29. de Hoop T, Neumuth T. Evaluating Electronic Health Record Limitations and Time Expenditure in a German Medical Center. *Appl Clin Inform*. 2021 Oct;12(5):1082-90. doi: 10.1055/s-0041-1739519. PMID: 34937102.
30. Dela Cruz JE, Shabosky JC, Albrecht M, et al. Typed Versus Voice Recognition For Data Entry In Electronic Health Records: Emergency Physician Time Use And Interruptions. *West J Emerg Med*. 2014 Jul;15(4):541-7. doi: 10.5811/westjem.2014.3.19658. PMID: 25035765.

31. DiAngi YT, Stevens LA, Halpern-Felsher B, et al. Electronic Health Record (EHR) Training Program Identifies A New Tool To Quantify The EHR Time Burden And Improves Providers' Perceived Control Over Their Workload In The EHR. *JAMIA open*. 2019;2(2):222-30. doi: 10.1093/jamiaopen/ooz003. PMID: 31984357.
32. Dibbs RP, Appel R, Smerica AM, et al. Inefficiencies of Electronic Medical Record Use By Surgical Healthcare Providers. *Health Policy and Technology*. 2022 March;11(1). doi: 10.1016/j.hlpt.2022.100597. PMID: 2016780418.
33. Earls ST, Savageau JA, Begley S, et al. Can Scribes Boost FPs' Efficiency And Job Satisfaction? *J Fam Pract*. 2017 Apr;66(4):206-14. PMID: 28375393.
34. Ebberts T, Kool RB, Smeele LE, et al. Quantifying the Electronic Health Record Burden in Head and Neck Cancer Care. *Appl Clin Inform*. 2022 Aug;13(4):857-64. doi: 10.1055/s-0042-1756422. PMID: 36104154.
35. Edwards A, Kanner L, Tewar S, et al. The Value of Adding Scribe Services to 2 Distinct Pediatric Subspecialties in the Era of the Electronic Medical Record. *Clin Pediatr (Phila)*. 2023 May 16:99228231174849. doi: 10.1177/00099228231174849. PMID: 37194260.
36. Ehrler F, Wu DTY, Ducloux P, et al. A Mobile Application To Support Bedside Nurse Documentation And Care: A Time And Motion Study. *JAMIA open*. 2021 Jul;4(3):ooab046. doi: 10.1093/jamiaopen/ooab046. PMID: 34345804.
37. Ehrlich JR, Michelotti M, Blachley TS, et al. A Two-Year Longitudinal Assessment of Ophthalmologists' Perceptions after Implementing an Electronic Health Record System. *Appl Clin Inform*. 2016 Oct 12;7(4):930-45. doi: 10.4338/ACI-2016-05-RA-0075. PMID: 27730248.
38. Feely K, Edbrooke L, Bower W, et al. Allied Health Professionals' Experiences And Lessons Learned In Response To A Big Bang Electronic Medical Record Implementation: A Prospective Observational Study. *Int J Med Inform*. 2023 Aug;176:105094. doi: 10.1016/j.ijmedinf.2023.105094. PMID: 37220703.
39. Ferguson K, Fraser M, Tuna M, et al. The Impact of an Electronic Portal on Patient Encounters in Primary Care: Interrupted Time-Series Analysis. *JMIR Med Inform*. 2023 Feb 6;11:e43567. doi: 10.2196/43567. PMID: 36745495.
40. Flanagan ME, Militello LG, Rattray NA, et al. The Thrill Is Gone: Burdensome Electronic Documentation Takes Its Toll on Physicians' Time and Attention. *J Gen Intern Med*. 2019 Jul;34(7):1096-7. doi: 10.1007/s11606-019-04898-8. PMID: 31011960.
41. Florig ST, Corby S, Rosson NT, et al. Chart Completion Time of Attending Physicians While Using Medical Scribes. *AMIA Annu Symp Proc*. 2021;2021:457-65. PMID: 35308986.
42. Fouquet SD, Fitzmaurice L, Chan YR, et al. Doctors Documenting: An Ethnographic And Informatics Approach To Understanding Attending Physician Documentation In The Pediatric Emergency Department. *J Am Med Inform Assoc*. 2021 Feb 15;28(2):239-48. doi: 10.1093/jamia/ocaa252. PMID: 33175154.
43. Frintner MP, Kaelber DC, Kirkendall ES, et al. The Effect of Electronic Health Record Burden on Pediatricians' Work-Life Balance and Career Satisfaction. *Appl Clin Inform*. 2021 May;12(3):697-707. doi: 10.1055/s-0041-1732402. PMID: 34341980.
44. Gaffney A, Woolhandler S, Cai C, et al. Medical Documentation Burden Among US Office-Based Physicians in 2019: A National Study. *JAMA Intern Med*. 2022 May 1;182(5):564-6. doi: 10.1001/jamainternmed.2022.0372. PMID: 35344006.

45. Gali HE, Baxter SL, Lander L, et al. Impact of Electronic Health Record Implementation on Ophthalmology Trainee Time Expenditures. *J Acad Ophthalmol* (2017). 2019 Jul;11(2):e65-e72. doi: 10.1055/s-0039-3401986. PMID: 33954272.
46. Gardner RL, Cooper E, Haskell J, et al. Physician Stress And Burnout: The Impact Of Health Information Technology. *J Am Med Inform Assoc*. 2019 Feb 1;26(2):106-14. doi: 10.1093/jamia/ocy145. PMID: 30517663.
47. Gesner E, Dykes PC, Zhang L, et al. Documentation Burden in Nursing and Its Role in Clinician Burnout Syndrome. *Appl Clin Inform*. 2022 Oct;13(5):983-90. doi: 10.1055/s-0042-1757157. PMID: 36261113.
48. Gidwani R, Nguyen C, Kofoed A, et al. Impact of Scribes on Physician Satisfaction, Patient Satisfaction, and Charting Efficiency: A Randomized Controlled Trial. *Ann Fam Med*. 2017 Sep;15(5):427-33. doi: 10.1370/afm.2122. PMID: 28893812.
49. Gilman EA, Aakre C, Meyers A, et al. Development of a Visit Facilitator Role to Assist Physicians in an Ambulatory Consultative Medical Practice. *Mayo Clin Proc Innov Qual Outcomes*. 2023 Jun;7(3):187-93. doi: 10.1016/j.mayocpiqo.2023.04.003. PMID: 37213712.
50. Goldberg DG, Soyly T, Hoffman CF, et al. "Anxiety, COVID, Burnout and Now Depression": a Qualitative Study of Primary Care Clinicians' Perceptions of Burnout. *J Gen Intern Med*. 2023 Nov 27;27:27. doi: <https://dx.doi.org/10.1007/s11606-023-08536-2>. PMID: 38010463.
51. Goldstein IH, Hwang T, Gowrisankaran S, et al. Changes in Electronic Health Record Use Time and Documentation over the Course of a Decade. *Ophthalmology*. 2019;126(6):783-91. doi: 10.1016/j.ophtha.2019.01.011. PMID: 30664893.
52. Golob JF, Jr., Como JJ, Claridge JA. Trauma Surgeons Save Lives-Scribes Save Trauma Surgeons! *Am Surg*. 2018 Jan 1;84(1):144-8. PMID: 29428043.
53. Harris DA, Haskell J, Cooper E, et al. Estimating The Association Between Burnout And Electronic Health Record-Related Stress Among Advanced Practice Registered Nurses. *Appl Nurs Res*. 2018 Oct;43:36-41. doi: 10.1016/j.apnr.2018.06.014. PMID: 30220361.
54. Heaton HA, Wang R, Farrell KJ, et al. Time Motion Analysis: Impact of Scribes on Provider Time Management. *J Emerg Med*. 2018 Jul;55(1):135-40. doi: 10.1016/j.jemermed.2018.04.018. PMID: 29807680.
55. Ho VT, Sgroi MD, Chandra V, et al. Utilizing Remote Access For Electronic Medical Records Reduces Overall Electronic Medical Record Time For Vascular Surgery Residents. *J Vasc Surg*. 2023 Jun;77(6):1797-802. doi: 10.1016/j.jvs.2023.01.198. PMID: 36758909.
56. Hilliard RW, Haskell J, Gardner RL. Are Specific Elements Of Electronic Health Record Use Associated With Clinician Burnout More Than Others? *J Am Med Inform Assoc*. 2020 Jul 1;27(9):1401-10. doi: 10.1093/jamia/ocaa092. PMID: 32719859.
57. Holmgren AJ, Lindeman B, Ford EW. Resident Physician Experience and Duration of Electronic Health Record Use. *Appl Clin Inform*. 2021 Aug;12(4):721-8. doi: 10.1055/s-0041-1732403. PMID: 34348409.
58. Holmgren AJ, Apathy NC. Assessing The Impact Of Patient Access To Clinical Notes On Clinician EHR Documentation. *J Am Med Inform Assoc*. 2022 Sep 12;29(10):1733-6. doi: 10.1093/jamia/ocac120. PMID: 35831954.
59. Holmgren AJ, Rotenstein L, Downing NL, et al. Association Between State-Level Malpractice Environment And Clinician Electronic Health Record (EHR) Time. *J Am Med Inform Assoc*. 2022 May 11;29(6):1069-77. doi: 10.1093/jamia/ocac034. PMID: 35271723.

60. Horn JJ, Doucette JN, Sweeney NL. An Essential Clinical Dataset Intervention for Nursing Documentation of a Pediatric Admission History Database. *J Pediatr Nurs*. 2021 Jul-Aug;59:110-4. doi: 10.1016/j.pedn.2021.03.022. PMID: 33845323.
61. Hripcsak G, Vawdrey DK, Fred MR, et al. Use of Electronic Clinical Documentation: Time Spent And Team Interactions. *Journal of the American Medical Informatics Association : JAMIA*. 2011 Mar-Apr;18(2):112-7. doi: 10.1136/jamia.2010.008441. PMID: 21292706.
62. Hsieh H-Y, Henker R, Ren D, et al. Improving Effectiveness and Satisfaction of an Electronic Charting System in Taiwan. *Clin Nurse Spec*. 2016 Nov/Dec;30(6):E1-E6. PMID: 27753675.
63. Jhaveri P, Abdulahad D, Fogel B, et al. Impact of Scribe Intervention on Documentation in an Outpatient Pediatric Primary Care Practice. *Acad Pediatr*. 2022 Mar;22(2):289-95. doi: 10.1016/j.acap.2021.05.004. PMID: 34020102.
64. Joukes E, Abu-Hanna A, Cornet R, et al. Time Spent on Dedicated Patient Care and Documentation Tasks Before and After the Introduction of a Structured and Standardized Electronic Health Record. *Appl Clin Inform*. 2018 Jan;9(1):46-53. doi: 10.1055/s-0037-1615747. PMID: 29342479.
65. Kadish SS, Mayer EL, Jackman DM, et al. Implementation to Optimization: A Tailored, Data-Driven Approach to Improve Provider Efficiency and Confidence in Use of the Electronic Medical Record. *J Oncol Pract*. 2018 Jul;14(7):e421-e8. doi: 10.1200/JOP.18.00093. PMID: 29939808.
66. Kannampallil TG, Denton CA, Shapiro JS, et al. Efficiency of Emergency Physicians: Insights from an Observational Study using EHR Log Files. *Appl Clin Inform*. 2018;9(1):99-104. doi: 10.1055/s-0037-1621705. PMID: 30184241.
67. Karp EL, Freeman R, Simpson KN, et al. Changes in Efficiency and Quality of Nursing Electronic Health Record Documentation After Implementation of an Admission Patient History Essential Data Set. *Comput Inform Nurs*. 2019 2019/05;37(5):260-5. doi: 10.1097/cin.0000000000000516.
68. Kesler K, Wynn M, Pugely AJ. Time and Clerical Burden Posed by the Current Electronic Health Record for Orthopaedic Surgeons. *J Am Acad Orthop Surg*. 2022 Jan 1;30(1):e34-e43. doi: 10.5435/JAAOS-D-21-00094. PMID: 34613950.
69. Khan AR, Rosenthal CD, Ternes K, et al. Time Spent by Intensive Care Unit Nurses on the Electronic Health Record. *Crit Care Nurse*. 2022 Oct 1;42(5):44-50. doi: 10.4037/ccn2022518. PMID: 36180057.
70. Krawiec C, Stetter C, Kong L, et al. Impact of Patient Census and Admission Mortality on Pediatric Intensive Care Unit Attending Electronic Health Record Activity: A Preliminary Study. *Appl Clin Inform*. 2020;11(2):226-34. doi: 10.1055/s-0040-1705108. PMID: 32215894.
71. Kroth PJ, Morioka-Douglas N, Veres S, et al. The Electronic Elephant In The Room: Physicians And The Electronic Health Record. *JAMIA open*. 2018 Jul;1(1):49-56. doi: 10.1093/jamiaopen/ooy016. PMID: 31093606.
72. Kroth PJ, Morioka-Douglas N, Veres S, et al. Association of Electronic Health Record Design and Use Factors With Clinician Stress and Burnout. *JAMA Netw Open*. 2019 Aug 2;2(8):e199609. doi: 10.1001/jamanetworkopen.2019.9609. PMID: 31418810.
73. Kumah-Crystal YA, Stein PM, Chen Q, et al. Before-Visit Questionnaire: A Tool to Augment Communication and Decrease Provider Documentation Burden in Pediatric Diabetes. *Appl Clin Inform*. 2021 Oct;12(5):969-78. doi: 10.1055/s-0041-1736223. PMID: 34670292.
74. Lam C, Shumaker K, Butt M, et al. Impact of Medical Scribes On Physician And Patient Satisfaction In Dermatology. *Arch Dermatol Res*. 2022 Jan;314(1):71-6. doi: <https://dx.doi.org/10.1007/s00403-021-02206-1>. PMID: 33683446.

75. Li T, Yu L, Zhou L, et al. Using Less Keystrokes To Achieve High Top-1 Accuracy In Chinese Clinical Text Entry. *Digit Health*. 2023 Jan-Dec;9:20552076231179027. doi: 10.1177/20552076231179027. PMID: 37256013.
76. Lilly CM, Cucchi E, Marshall N, et al. Battling Intensivist Burnout: A Role for Workload Management. *Chest*. 2019 Nov;156(5):1001-7. doi: 10.1016/j.chest.2019.04.103. PMID: 31102610.
77. Lindsay MR, Lytle K. Implementing Best Practices to Redesign Workflow and Optimize Nursing Documentation in the Electronic Health Record. *Appl Clin Inform*. 2022 May;13(3):711-9. doi: 10.1055/a-1868-6431. PMID: 35668677.
78. Linzer M, Poplau S, Grossman E, et al. A Cluster Randomized Trial Of Interventions To Improve Work Conditions And Clinician Burnout In Primary Care: Results From The Healthy Work Place (HWP) Study. *J Gen Intern Med*. 2015;30:1105-11.
79. Lo B, Sequeira L, Karunaithas A, et al. The Impact of the COVID-19 Pandemic on Physician Electronic Health Record Use and Burden at a Canadian Mental Health Hospital. *Stud Health Technol Inform*. 2022 Jun 29;295:157-60. doi: 10.3233/SHTI220685. PMID: 35773831.
80. Loszko A, Watson M, Khan A, et al. Acute Care Surgeons Spend More Time than General Surgeons on the Electronic Health Record (EHR). *Am Surg*. 2023 May;89(5):1497-503. doi: 10.1177/00031348211061102. PMID: 34933572.
81. Lou SS, Lew D, Harford DR, et al. Temporal Associations Between EHR-Derived Workload, Burnout, and Errors: a Prospective Cohort Study. *J Gen Intern Med*. 2022 Jul;37(9):2165-72. doi: 10.1007/s11606-022-07620-3. PMID: 35710654.
82. Ludley A, Ting A, Malik D, et al. Observational Analysis Of Documentation Burden And Data Duplication In Trauma Patient Pathways At A Major Trauma Centre. *BMJ open qual*. 2023 Apr;12(2):04. doi: 10.1136/bmjopen-2022-002084. PMID: 37185156.
83. Mamykina L, Vawdrey DK, Stetson PD, et al. Clinical Documentation: Composition Or Synthesis? *J Am Med Inform Assoc*. 2012 Nov-Dec;19(6):1025-31. doi: 10.1136/amiajnl-2012-000901. PMID: 22813762.
84. Mamykina L, Vawdrey DK, Hripcsak G. How Do Residents Spend Their Shift Time? A Time and Motion Study With a Particular Focus on the Use of Computers. *Academic medicine : journal of the Association of American Medical Colleges*. 2016;91(6):827-32. doi: 10.1097/ACM.0000000000001148. PMID: 27028026.
85. Mani K, Canarick J, Ruan E, et al. Effect of Telemedicine and the COVID-19 Pandemic on Medical Trainees' Usage of the Electronic Health Record in the Outpatient Setting. *Appl Clin Inform*. 2023 Mar;14(2):309-20. doi: 10.1055/a-2031-9437. PMID: 36758613.
86. Marckini DN, Samuel BP, Parker JL, et al. Electronic health record associated stress: A survey study of adult congenital heart disease specialists. *Congenit Heart Dis*. 2019 May;14(3):356-61. doi: 10.1111/chd.12745. PMID: 30825270.
87. Marmor RA, Clay B, Millen M, et al. The Impact of Physician EHR Usage on Patient Satisfaction. *Appl Clin Inform*. 2018 Jan;9(1):11-4. doi: 10.1055/s-0037-1620263. PMID: 29298451.
88. Melnick ER, Dyrbye LN, Sinsky CA, et al. The Association Between Perceived Electronic Health Record Usability and Professional Burnout Among US Physicians. *Mayo Clin Proc*. 2020 2020/03;95(3):476-87. doi: 10.1016/j.mayocp.2019.09.024.

89. Micek MA, Arndt B, Baltus JJ, et al. The Effect Of Remote Scribes On Primary Care Physicians' Wellness, EHR Satisfaction, and EHR Use. *Healthc (Amst)*. 2022 Dec;10(4):100663. doi: 10.1016/j.hjdsi.2022.100663. PMID: 36375356.
90. McIlreevy J, Rylee TL, Shields-Tettamanti T, et al. Interdisciplinary Optimization of Admission Documentation: Reducing the Bloat. *Comput Inform Nurs*. 2021 May 1;39(5):248-56. doi: 10.1097/CIN.0000000000000695. PMID: 33264124.
91. Meltzer EC, Vorseth KS, Croghan IT, et al. Use of the Electronic Health Record During Clinical Encounters: An Experience Survey. *Ann Fam Med*. 2022 Jul-Aug;20(4):312-8. doi: 10.1370/afm.2826. PMID: 35879072.
92. Mishra P, Kiang JC, Grant RW. Association of Medical Scribes in Primary Care With Physician Workflow and Patient Experience. *JAMA Intern Med*. 2018 11 01;178(11):1467-72. doi: <https://dx.doi.org/10.1001/jamainternmed.2018.3956>. PMID: 30242380.
93. Mosquera MJ, Ward HB, Holland C, et al. Using Objective Clinical Metrics To Understand The Relationship Between The Electronic Health Record And Physician Well-Being: observational pilot study. *BJPsych Open*. 2021 Sep 21;7(5):e174. doi: 10.1192/bjo.2021.993. PMID: 34545781.
94. Moy AJ, Schwartz JM, Elias J, et al. Time-Motion Examination Of Electronic Health Record Utilization And Clinician Workflows Indicate Frequent Task Switching And Documentation Burden. *AMIA Annu Symp Proc*. 2020;2020:886-95. PMID: 33936464.
95. Moy AJ, Aaron L, Cato KD, et al. Characterizing Multitasking and Workflow Fragmentation in Electronic Health Records among Emergency Department Clinicians: Using Time-Motion Data to Understand Documentation Burden. *Appl Clin Inform*. 2021 Oct;12(5):1002-13. doi: 10.1055/s-0041-1736625. PMID: 34706395.
96. Munyisia EN, Yu P, Hailey D. The Impact Of An Electronic Nursing Documentation System On Efficiency Of Documentation By Caregivers In A Residential Aged Care Facility. *J Clin Nurs*. 2012 Oct;21(19-20):2940-8. doi: 10.1111/j.1365-2702.2012.04157.x. PMID: 22827170.
97. Nguyen OT, Turner K, Apathy NC, et al. Primary Care Physicians' Electronic Health Record Proficiency And Efficiency Behaviors And Time Interacting With Electronic Health Records: A Quantile Regression Analysis. *J Am Med Inform Assoc*. 2022 Jan 29;29(3):461-71. doi: 10.1093/jamia/ocab272. PMID: 34897493.
98. Nguyen O, Turner K, Apathy N, et al. Time Spent in the Electronic Health Record by Neurologists: Analyzing daily use inside and outside the clinic using EPIC Signal data. *Neurology*. 2022 May 3;98(18).
99. Nguyen T-T, Hollands W, Zaiken K. Optimization of Medication Point-Of-Prescribing Alerts at a Multi-Site, Ambulatory Care Organization to Aid Clinical Care and Reduce HealthCare Cost. *Journal of Pharmacy Practice*. 2022 2022/04/06;36(4):845-52. doi: 10.1177/08971900221079022.
100. Nguyen OT, Hanna K, Merlo LJ, et al. Early Performance of the Patients Over Paperwork Initiative among Family Medicine Physicians. *South Med J*. 2023 03;116(3):255-63. doi: <https://dx.doi.org/10.14423/SMJ.00000000000001526>. PMID: 36863044.
101. Olson K, Sinsky C, Rinne ST, et al. Cross-Sectional Survey Of Workplace Stressors Associated With Physician Burnout Measured By The Mini-Z and the Maslach Burnout Inventory. *Stress health*. 2019 Apr;35(2):157-75. doi: 10.1002/smi.2849. PMID: 30467949.
102. Ong SY, Moore Jeffery M, Williams B, et al. How a Virtual Scribe Program Improves Physicians' EHR Experience, Documentation Time, and Note Quality. *NEJM Catalyst*. 2021;2(12). doi: 10.1056/cat.21.0294.

103. Overhage JM, McCallie D. Physician Time Spent Using the Electronic Health Record During Outpatient Encounters. *Ann Intern Med.* 2020 2020/10/06;173(7):594-5. doi: 10.7326/120-0278.
104. Parker R, Smith G. Sex Differences In Provider Documentation As A Source Of Burnout: A Single-Institution Cross-Sectional Study. *J Am Acad Dermatol.* 2021 Nov;85(5):1317-8. doi: 10.1016/j.jaad.2020.10.020. PMID: 33075412.
105. Patel A, Mummaneni PV, Zheng J, et al. On-Call Junior Neurosurgery Residents Spend 9 hours of Their On-Call Shift Actively Using the Electronic Health Record. *Neurosurgery.* 2023 Apr 1;92(4):870-5. doi: 10.1227/neu.0000000000002288. PMID: 36729755.
106. Peccoraro LA, Kaplan CA, Pietrzak RH, et al. The Impact Of Time Spent On The Electronic Health Record After Work And Of Clerical Work On Burnout Among Clinical Faculty. *J Am Med Inform Assoc.* 2021 Apr 23;28(5):938-47. doi: 10.1093/jamia/ocaa349. PMID: 33550392.
107. Perotte R, Hajicharalambous C, Sugalski G, et al. Characterization of Electronic Health Record Documentation Shortcuts: Does the use of dotphrases increase efficiency in the Emergency Department? *AMIA Annu Symp Proc.* 2021;2021:969-78. PMID: 35308917.
108. Phillips T, Baur K. Nursing Praxis for Reducing Documentation Burden Within Nursing Admission Assessments. *Comput Inform Nurs.* 2021 Jun 17;39(11):627-33. doi: 10.1097/CIN.0000000000000776. PMID: 34145208.
109. Raney L, McManaman J, Elsaid M, et al. Multisite Quality Improvement Initiative to Repair Incomplete Electronic Medical Record Documentation As One of Many Causes of Provider Burnout. *JCO Oncol Pract.* 2020 Nov;16(11):e1412-e6. doi: 10.1200/OP.20.00294. PMID: 32758084.
110. Rassolian M, Peterson LE, Fang B, et al. Workplace Factors Associated With Burnout of Family Physicians. *JAMA Intern Med.* 2017 Jul 1;177(7):1036-8. doi: 10.1001/jamainternmed.2017.1391. PMID: 28492847.
111. Rittenberg E, Liebman JB, Rexrode KM. Primary Care Physician Gender and Electronic Health Record Workload. *J Gen Intern Med.* 2022 Oct;37(13):3295-301. doi: 10.1007/s11606-021-07298-z. PMID: 34993875.
112. Rotenstein LS, Apathy N, Landon B, et al. Assessment of Satisfaction With the Electronic Health Record Among Physicians in Physician-Owned vs Non-Physician-Owned Practices. *JAMA Netw Open.* 2022 Apr 1;5(4):e228301. doi: 10.1001/jamanetworkopen.2022.8301. PMID: 35446397.
113. Rotenstein LS, Holmgren AJ, Healey MJ, et al. Association Between Electronic Health Record Time and Quality of Care Metrics in Primary Care. *JAMA Netw Open.* 2022 Oct 3;5(10):e2237086. doi: 10.1001/jamanetworkopen.2022.37086. PMID: 36255725.
114. Rotenstein LS, Apathy N, Holmgren AJ, et al. Physician Note Composition Patterns and Time on the EHR Across Specialty Types: a National, Cross-sectional Study. *J Gen Intern Med.* 2023 Apr;38(5):1119-26. doi: 10.1007/s11606-022-07834-5. PMID: 36418647.
115. Ruan E, Beiser M, Lu V, et al. Physician Electronic Health Record Usage as Affected by the COVID-19 Pandemic. *Appl Clin Inform.* 2022 Aug;13(4):785-93. doi: 10.1055/a-1877-2745. PMID: 35705186.
116. Saag HS, Shah K, Jones SA, et al. Pajama Time: Working After Work in the Electronic Health Record. *J Gen Intern Med.* 2019 Sep;34(9):1695-6. doi: 10.1007/s11606-019-05055-x. PMID: 31073856.
117. Shanafelt TD, Dyrbye LN, Sinsky C, et al. Relationship Between Clerical Burden and Characteristics of the Electronic Environment With Physician Burnout and Professional Satisfaction. *Mayo Clin Proc.* 2016 Jul;91(7):836-48. doi: 10.1016/j.mayocp.2016.05.007. PMID: 27313121.

118. Sharp M, Burkart KM, Adelman MH, et al. A National Survey of Burnout and Depression Among Fellows Training in Pulmonary and Critical Care Medicine: A Special Report by the Association of Pulmonary and Critical Care Medicine Program Directors. *Chest*. 2021 Feb;159(2):733-42. doi: 10.1016/j.chest.2020.08.2117. PMID: 32956717.
119. Shuaib W, Hilmi J, Caballero J, et al. Impact of a Scribe Program On Patient Throughput, Physician Productivity, And Patient Satisfaction In A Community-Based Emergency Department. *Health Informatics J*. 2019 Mar;25(1):216-24. doi: 10.1177/1460458217704255. PMID: 28438104.
120. Sim J, Mani K, Fazzari M, et al. Using K-Means Clustering to Identify Physician Clusters by Electronic Health Record Burden and Efficiency. *Telemedicine Journal & E Health*. 2023 Aug 21;21:21. doi: <https://dx.doi.org/10.1089/tmj.2023.0167>. PMID: 37603292.
121. Sinsky C, Colligan L, Li L, et al. Allocation of Physician Time in Ambulatory Practice: A Time and Motion Study in 4 Specialties. *Ann Intern Med*. 2016 09/06;165(11):753. doi: 10.7326/m16-0961.
122. Sockolow PS, Liao C, Chittams JL, et al. Evaluating the impact of electronic health records on nurse clinical process at two community health sites. *Ni* 2012 (2012). 2012;2012:381. PMID: 24199125.
123. Sutton DE, Fogel JR, Giard AS, et al. Defining an Essential Clinical Dataset for Admission Patient History to Reduce Nursing Documentation Burden. *Appl Clin Inform*. 2020 May;11(3):464-73. doi: 10.1055/s-0040-1713634. PMID: 32643778.
124. Tajirian T, Stergiopoulos V, Strudwick G, et al. The Influence of Electronic Health Record Use on Physician Burnout: Cross-Sectional Survey. *J Med Internet Res*. 2020 Jul 15;22(7):e19274. doi: 10.2196/19274. PMID: 32673234.
125. Tai-Seale M, Olson CW, Li J, et al. Electronic Health Record Logs Indicate That Physicians Split Time Evenly Between Seeing Patients And Desktop Medicine. *Health affairs (Project Hope)*. 2017;36(4):655-62. doi: 10.1377/hlthaff.2016.0811. PMID: 28373331.
126. Tang K, Labagnara K, Babar M, et al. Electronic Health Record Usage Patterns Across Surgical Subspecialties. *Appl Clin Inform*. 2023 Oct 18;18:18. doi: <https://dx.doi.org/10.1055/a-2194-1061>. PMID: 37852294.
127. Taylor KA, McQuilkin D, Hughes RG. Medical Scribe Impact on Patient and Provider Experience. *Mil Med*. 2019 10 01;184(9-10):388-93. doi: <https://dx.doi.org/10.1093/milmed/usz030>. PMID: 30811535.
128. Tell A, Westenhofer J, Harth V, et al. Stressors, Resources, and Strain Associated with Digitization Processes of Medical Staff Working in Neurosurgical and Vascular Surgical Hospital Wards: A Multimethod Study. *Healthcare (Basel)*. 2023 Jul 9;11(14):09. doi: 10.3390/healthcare11141988. PMID: 37510429.
129. Tran B, Lenhart A, Ross R, et al. Burnout and EHR Use Among Academic Primary Care Physicians With Varied Clinical Workloads. *AMIA Jt Summits Transl Sci Proc*. 2019;2019:136-44. PMID: 31258965.
130. Verma G, Ivanov A, Benn F, et al. Analyses of Electronic Health Records Utilization In A Large Community Hospital. *PLoS ONE*. 2020;15(7):e0233004. doi: 10.1371/journal.pone.0233004. PMID: 32609757.
131. Vogel M, Kaisers W, Wassmuth R, et al. Analysis of Documentation Speed Using Web-Based Medical Speech Recognition Technology: Randomized Controlled Trial. *J Med Internet Res*. 2015 Nov 3;17(11):e247. doi: 10.2196/jmir.5072. PMID: 26531850.

132. Wang JK, Ouyang D, Hom J, et al. Characterizing Electronic Health Record Usage Patterns Of Inpatient Medicine Residents Using Event Log Data. PLoS ONE. 2019;14(2):e0205379. doi: 10.1371/journal.pone.0205379. PMID: 30726208.
133. Windle JR, Windle TA, Shamavu KY, et al. Roadmap to a More Useful And Usable Electronic Health Record. Cardiovasc Digit Health J. 2021 Dec;2(6):301-11. doi: 10.1016/j.cvdhj.2021.09.007. PMID: 35265926.
134. Yuan CM, Little DJ, Marks ES, et al. The Electronic Medical Record and Nephrology Fellowship Education in the United States: An Opinion Survey. Clin J Am Soc Nephrol. 2020 Jul 1;15(7):949-56. doi: 10.2215/CJN.14191119. PMID: 32576553.
135. Zallman L, Altman W, Chu L, et al. Do Medical Scribes Help Primary Care Providers Respond More Quickly to Out-of-Visit Tasks? J Am Board Fam Med. 2021 Jan-Feb;34(1):70-7. doi: 10.3122/jabfm.2021.01.200330. PMID: 33452084.
136. Baxter SL, Gali HE, Chiang MF, et al. Promoting Quality Face-to-Face Communication during Ophthalmology Encounters in the Electronic Health Record Era. Appl Clin Inform. 2020 Jan;11(1):130-41. doi: 10.1055/s-0040-1701255. PMID: 32074650.
137. Patel R, Yang Y, Lin FC, et al. Descriptive Analysis of Documentation Time for the National Developmental-Behavioral Pediatric Physician Workforce Using a Commercial Electronic Health Record System. J Dev Behav Pediatr. 2023 Jun-Jul 01;44(5):e365-e9. doi: 10.1097/DBP.0000000000001185. PMID: 37099647.